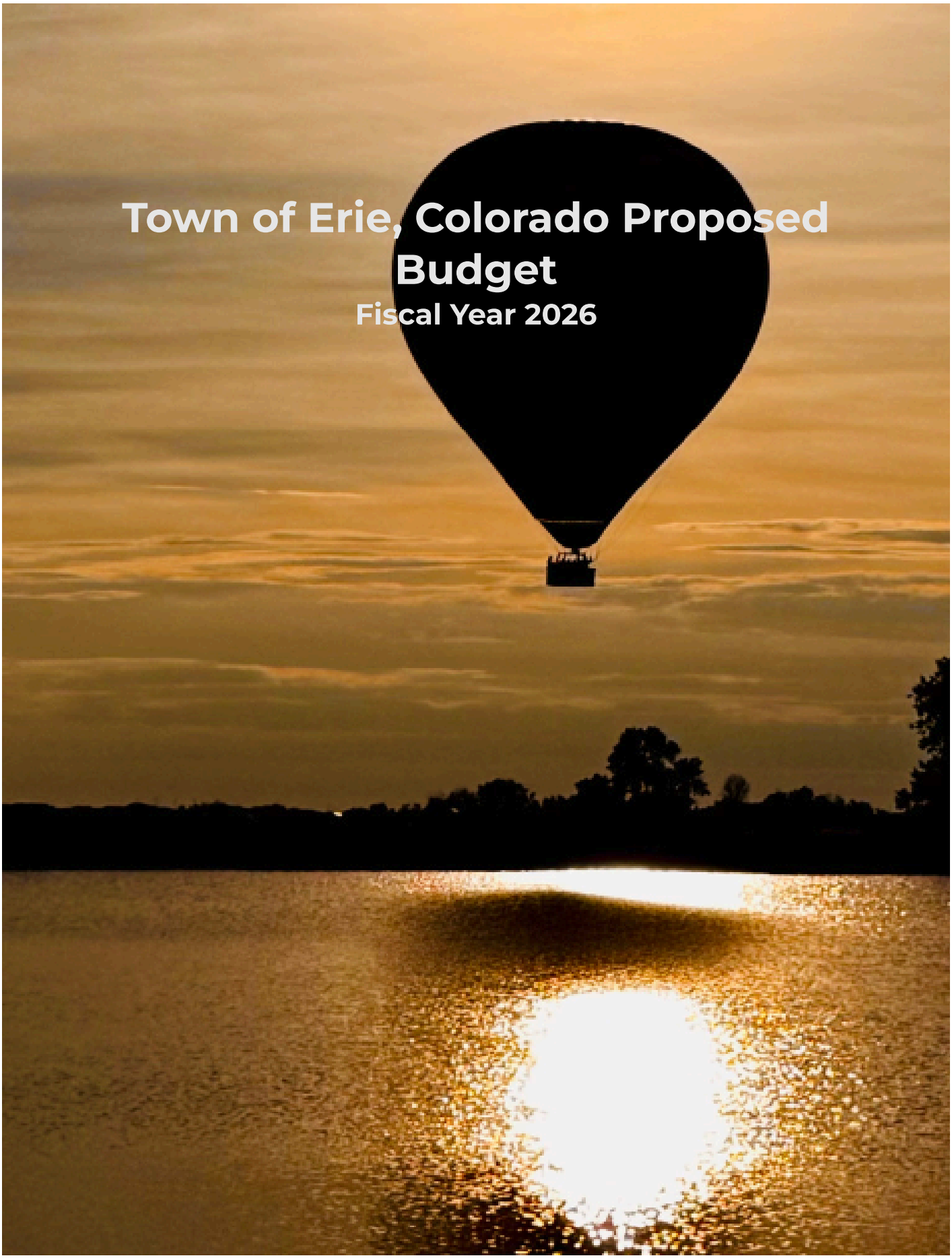

Town of Erie, Colorado Proposed Budget

Fiscal Year 2026

TABLE OF CONTENTS

Introduction **6**
History of the City 7
Demographics 9
Budgeting Process 13
Budget Timeline 15
Financial Summary **16**
Town Revenues 18
Town Expenses 36
Funds Summary Overview **86**
GENERAL FUND 87
WATER FUND 103
WASTEWATER FUND 115
STORM DRAINAGE OPERATING FUND 126
Departments Summary **136**
Legislative 138
Legislative Financials 139
Town Administration 141
Town Admin Financials 146
Communications & Community Engagement 152
Communications Financials 156
Economic Development 159
Economic Development Financials 162
Human Resources 165
Human Resources Financials 172
Information Technology 176
Information Technology Financials 179
Environmental Services 182
Environmental Services Financials 187
Planning & Development 192
Planning Financials 199
Finance 205
Finance Financials 208
Parks & Recreation 213
Parks & Recreation Financials 218
Police 228
Police Financials 234
Public Works 241
Public Works Financials 246
Utilities 266
Utilities Financials 273
Capital Improvement Plan **296**
One Year Plan 301
Multi-Year Plan 303

Project Types 305
Departments 309
Expenditures 313
Capital Projects 318
Economic Development 322
Mine Mitigation 323
Environmental Services 326
Electric Vehicle Charging Stations 327
Low Water Landscape Conversion at Town Facilities 330
Information Technology 333
New Server FY2026 334
Parks & Recreation 336
Agricultural Lease Program Improvements 339
Boneyard Redesign 342
Coal Creek Center - Open Space Restoration 345
Coal Creek Disc Golf Course 348
Coal Creek North - Open Space Restoration 351
Coal Creek Park Redevelopment 354
Coal Creek Trail - Erie Airport Taxiway Crossing 357
Coal Creek Trail - Reach 2 & 4 360
Compass Park 363
Country Fields Park Renovation 366
Drainage Trail Re-Alignment 369
ECC Improvements 372
ECC Pool Maintenance 375
Erie Community Park 378
Hotsy/1075BE/Mobile Hot Water Pressure Washer 381
Irrigation Upgrades 384
Morgan Hill 387
Page Property Trail 390
Park Fixture Replacements 393
Parking Lot Improvements 397
Parks & Rec Fleet Requests - New Equipment 400
Parks & Rec Fleet Requests - Replacement Equipment 403
Playground Replacements 406
POST Infrastructure Maintenance & Replacement 409
Power Turf Renovation/Turf 60" Sports Turf Resurfacing Machine 412
Public Art and Placemaking Program 415
Recreation Equipment 418
Sunset Area Plan 421
Trail Connectors 425
Trail Signage Program 429
Wise Homestead Open Space 432
Police 435
K9 Police Dog 436
Public Works 438
Briggs Street Median - Circle K 440
Bus Stop Construction 443
CLR - Bonnell to Austin 446

CLR - Erie Parkway to Telleen . . . 449
CLR & EP Ultimate Intersection Improvements . . . 452
CLR Shoulders - SH52 to Cheesman . . . 455
Concrete Maintenance Program . . . 458
ECC Replacement RTU(s) . . . 461
Erie Community Center Addition . . . 464
Facilities Energy Performance . . . 467
Facility Safety & Life Cycle Projects . . . 471
LAWSC Expansion . . . 474
Mechanical Replacements . . . 477
Office Remodeling . . . 480
Page Property . . . 483
Parking Lot Maintenance . . . 486
Pavement Maintenance - Ramp and Taxiway . . . 489
PD - Courts Expansion . . . 492
Public Works Fleet Requests - New Equipment . . . 496
Runway 16 - 32 Reconstruction . . . 499
Street Maintenance Projects . . . 502
Town Center - North Roundabout . . . 505
Traffic Calming . . . 508
Traffic Mitigation . . . 510
Traffic Signal Improvements . . . 513
Risk . . . 516
ADA Transition Plan . . . 517
Utilities . . . 520
111th Street Improvements . . . 524
Airport Drainage Improvements . . . 527
Briggs Alleyway Storm Water Improvements . . . 530
Coal Creek - North of Kenosha . . . 533
Coal Creek From Levee to RR Tracks . . . 536
Coal Creek Improvements . . . 539
Coal Creek Reach 2 and 4 . . . 542
Convert Re-Use to Zone 1 Potable . . . 545
County Line Road AC Line Replacement . . . 548
Culvert Replacement . . . 551
Erie Lake Repairs . . . 556
Future upgrades to NWRF . . . 559
Highway 52 Drainage Crossing . . . 562
Hydrant Meter Replacements . . . 565
LRMWTF Equipment Replacements . . . 568
LRMWTF GAC Expansion . . . 570
LRMWTF Instrument Replacements . . . 573
LRMWTF Plant 1 Filter System Upgrade . . . 576
LRMWTF Plant 2 Membrane Replacements . . . 579
LRMWTF PLC Replacements . . . 582
LRMWTF Radio Network -SCADA . . . 585
LRMWTF Upgrades . . . 588
Meter Pit Relocation . . . 591
NISP . . . 593

NISP Conveyance Easement Acquisitions . . . 596
NWRF Equipment Replacements . . . 599
NWRF Improvements . . . 602
NWRF Instrument Replacements . . . 605
NWRF to HWY 52 & WCR5 (reimb) . . . 608
NWTF Upgrades . . . 611
Old Town Outfall Capacity Improvement . . . 613
Other Equipment - Fleet . . . 616
PRV Replacement Plan . . . 619
Replace AC from Airport Drive East to end of AC . . . 622
Reuse System Improvements . . . 625
Sewer Rehabilitation . . . 627
Sewer Trunk Line - Erie Gateway . . . 630
Solar at NWRF . . . 633
Storm Pipe Rehab . . . 636
Storm Structure Rehabilitation . . . 640
Upsize Sanitary Sewer in WCR 7 . . . 644
Upsizing Waterlines - Developer Reimbursements . . . 646
Utilities Distribution Fleet Requests - New Equipment . . . 649
Utilities Drainage Operations Fleet Requests - New Equipment . . . 652
Valve Rehabilitation . . . 655
Water Meters - New . . . 658
Water Meters - Replacements . . . 661
Water Treatment Facility - New . . . 664
Windy Gap Firming Project . . . 667
Zone 3 Water Tank . . . 670
Debt Services Overview . . . 673
Debt By Type . . . 676
Glossary . . . 682

Letter from the Town Manager

Honorable Mayor, Town Council, and Residents of Erie:

We are pleased to present for your consideration, as required by the Town Charter, the proposed 2026 Budget. As you know, the Town's budget is the most significant policy considered by the Town Council each year; it reflects the Town's priorities and provides funding to achieve those priorities. Based on community engagement through various approaches, discussions with Council, and staff input, the Recommended Budget reflects the following 5 goals and key initiatives. The funding levels and descriptions for these projects are reflected in more detail in the later in the budget document.

Managing growth to make Erie even better, not just bigger

- Upgrading and building new transportation infrastructure throughout Town
- Updating the Town's impact fees
- Updating the Unified Development Code (UDC)
- Maintaining existing streets

Promoting a prosperous local economy

- Securing a grocery store and commercial development in Town Center
- Updating the Town's Affordable Housing Policy & Strategy
- Using multiple strategies to retain, grow, and attract new businesses
- Implementing the Erie Airport Economic Development Strategy

Providing high quality community amenities

- Developing Compass and Morgan Hill Parks
- Expanding Erie Community Center
- Designing and securing funding for a 2nd Community Center
- Continuing Coal Creek improvements (Reach 2 and 4)
- Constructing new trails
- Renovating Schofield Farm and Maker Space
- Funding public art and cultural programming

Ensuring a safe, inclusive, and healthy environment

- Expanding the Public Safety building
- Strengthening oil and gas monitoring and enforcement
- Implementing multiple new sustainability initiatives
- Funding the ADA transition plan

Ensuring a safe, affordable, and reliable water supply

- Designing and building new water storage tanks
- Designing a 2nd water treatment facility
- Adding solar to power water and wastewater facilities
- Working with regional partners to resolve issues with NISP and Chimney Hollow

The Town's budget is a testament to the community's priorities and vision for the future as well as a strategic plan on how we can continue to make Erie a wonderful place to live.

History of City

The History of the Town of Erie, Colorado

Erie's story begins long before incorporation—in the mid-1800s—when early settlers and farmers arrived near Coal Creek. They called the area "Coal Park" because of the coal they collected from the surface. The real turning point came in 1871, when the Briggs Mine opened and the Boulder Valley Railroad arrived. That railroad linked Erie to Denver and helped transform us into a booming coal town.

The town was officially incorporated on November 16, 1874, with Reverend Richard Van Valkenburg—who named Erie after his hometown in Pennsylvania—playing a huge role. He was not only our first mayor, but also our postmaster, police judge, and more.

As the coal industry grew, so did the town. We saw rapid growth, new schools, churches, and even newspapers. But it wasn't all easy—there were labor disputes, like the "Erie War" in 1877 when miners protested dangerous working conditions. Still, Erie made history by founding Colorado's first mining labor union in 1878.

Through the early 1900s, Erie was a lively place with saloons, churches, and strong community ties—but it also faced challenges, including devastating floods in 1890, 1921, and again in 1972.

Eventually, coal declined after World War II. The last mine closed in 1978, and Erie began to reinvent itself. Thanks to our location between Boulder and Denver, we became a hub for new families and businesses. Our population has soared from just 1,000 in the 1960s to nearly 40,000 today.

Even with all this growth, Erie has worked hard to preserve its past. From the Wise Homestead Museum to the old Lincoln School turned Town Hall, our history is still alive. In fact, recently in 2024, we celebrated Erie's 150th anniversary—honoring not just the coal miners and settlers, but also the Indigenous peoples who lived here long before.

Erie's story is one of transformation, resilience, and community. From coal camp to a thriving town, we've come a long way—and the best part? Our story's still being written.

Demographics

Population

TOTAL POPULATION

40,183

25.86%
vs. 2023

GROWTH RANK

1 out of **364** Municipalities in Colorado

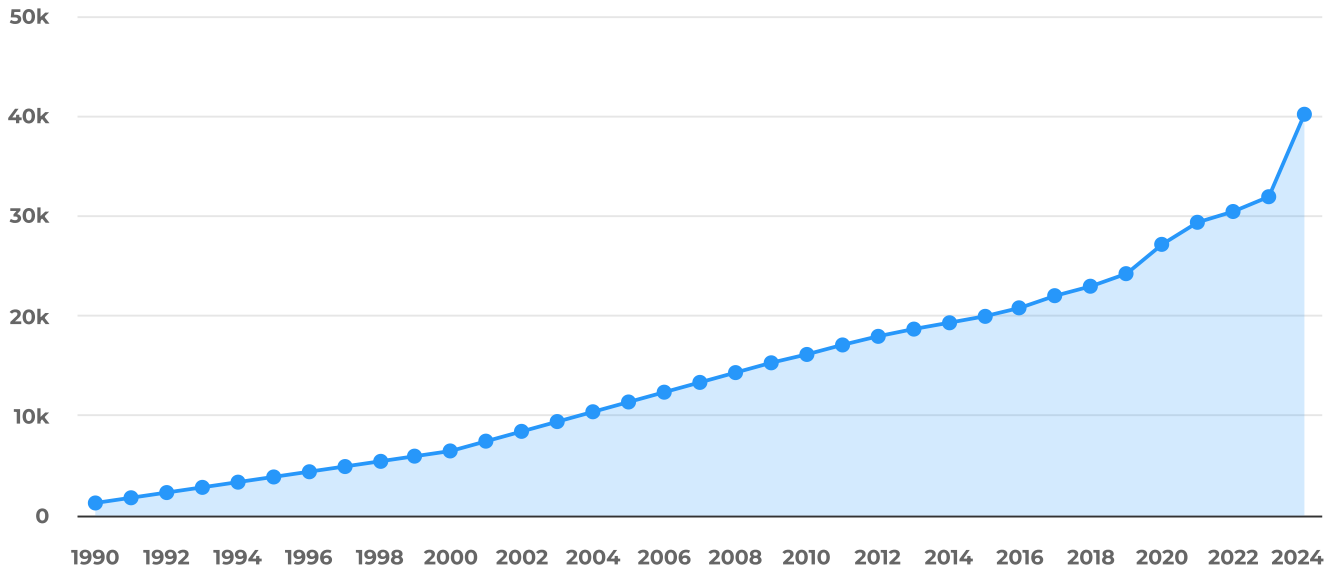

** Data Source: Client entered data for year 2024*

DAYTIME POPULATION

25,594

Daytime population represents the effect of persons coming into or leaving a community for work, entertainment, shopping, etc. during the typical workday. An increased daytime population puts greater demand on host community services which directly impacts operational costs.

** Data Source: American Community Survey 5-year estimates*

POPULATION BY AGE GROUP

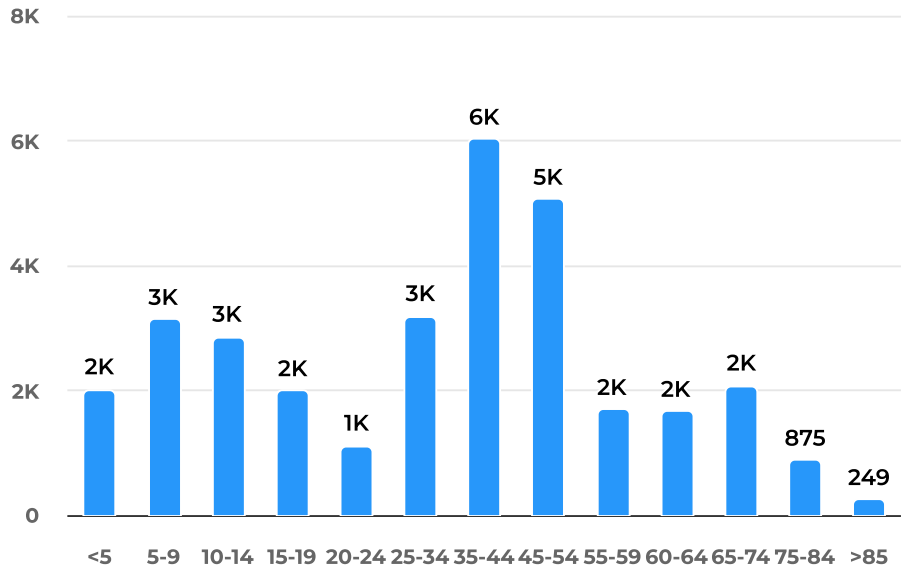

Aging affects the needs and lifestyle choices of residents. Municipalities must adjust and plan services accordingly.

** Data Source: American Community Survey 5-year estimates*

Household

TOTAL HOUSEHOLDS

13,000

Municipalities must consider the dynamics of household types to plan for and provide services effectively. Household type also has a general correlation to income levels which affect the municipal tax base.

** Data Source: Erie, CO 2024*

Economic

Household income is a key data point in evaluating a community's wealth and spending power. Pay levels and earnings typically vary by geographic regions and should be looked at in context of the overall cost of living.

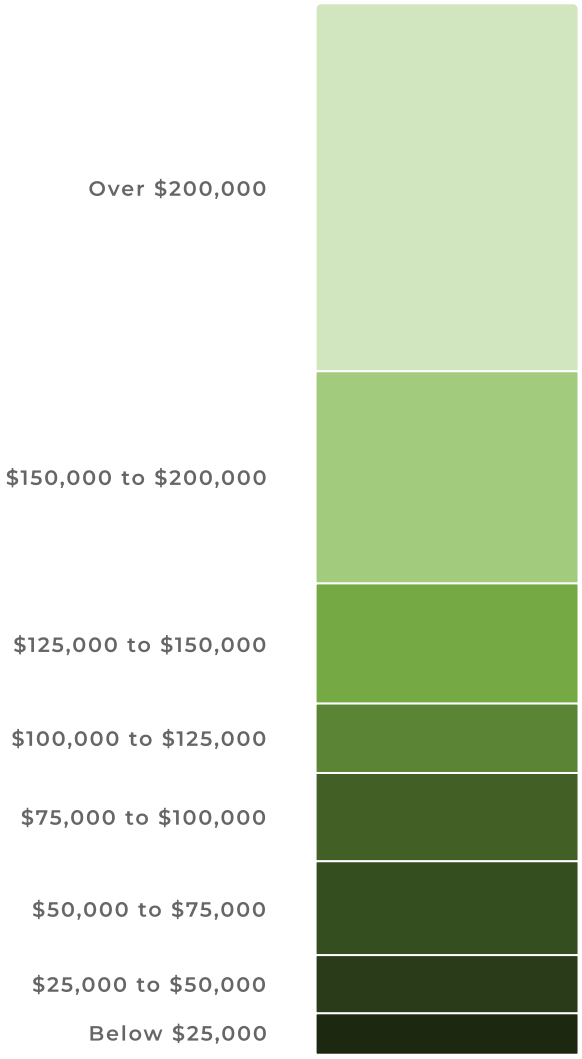

HOUSEHOLD INCOME

Above $200,000

35%

123.20%
higher than state average

Median income

$163,644

76.97%
higher than state average

Below $25,000

4%

-66.97%
lower than state average

** Data Source: American Community Survey 5-year estimates*

Housing

2023 MEDIAN HOME VALUE

$685,900

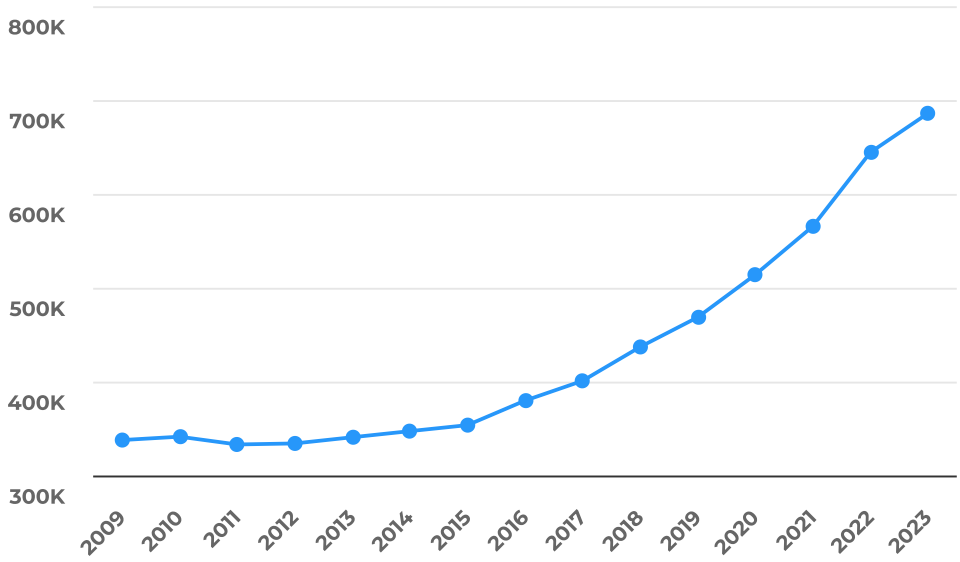

** Data Source: 2023 US Census Bureau, American Community Survey. Home value data includes all types of owner-occupied housing.*

HOME VALUE DISTRIBUTION

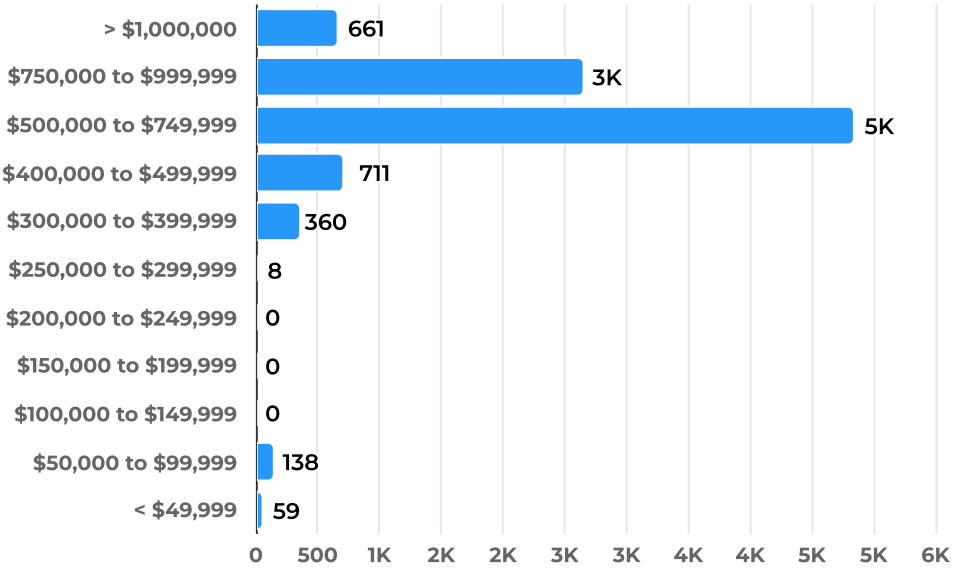

** Data Source: 2023 US Census Bureau, American Community Survey. Home value data includes all types of owner-occupied housing.*

HOME OWNERS VS RENTERS



** Data Source: 2023 US Census Bureau, American Community Survey. Home value data includes all types of owner-occupied housing.*

Budget Process

The yearly budget process includes many components, all of which require collaboration with all departments and Town leadership. To understand the Town's full financial picture, it's critical to analyze key revenues and expenditure. For 2026 budget development, Finance staff approached budget development with several process improvements to build on an already effective process. This included continuing the inclusion of key decision-makers and stakeholders throughout budget development.

The Town continued the use of ClearGov software for the second year, a budgeting and financial tool that allowed the team to more effectively collect capital, operating, and personnel requests. It provides enhanced reporting, narrative explanation, and streamlined analysis of department requests, as well as prioritization tools to help departments be strategic with funding requests, and scorecards to connect Council goals to funding decisions. Staff will expand using these tools, as the 2026 process just started exploring prioritization and scorecards.

To review departmental budget requests, an Executive Budget Team (EBT) comprised of the Finance Director, Budget Team, and three Department Directors reviewed capital and operating requests. The EBT then made recommendations to the Town Management team to develop the proposed budget. This encouraged collaboration, as well as a wider understanding and perspective of the budget process. The EBT will continue to contribute to the budget process moving forward with rotating directors every 1-2 years.

This year's budget includes more stringent review of revenue assumptions to be more proactive and accurate in anticipating incoming sources, but also to consider rapidly changing economic conditions. The budget team developed a new revenue forecast tool using analysis of the prior four years and assumptions about the rate of change in major category to project three revenue scenarios ranging from constrained to optimistic. In July, ahead of budget development, the budget team shared these scenarios and the assumptions on which they were based with the Council to confirm approach and methodology. Applying the "Somewhat Constrained" scenario results in a projected 4.1% average growth for all General Fund revenue. For future years, the revenue forecast includes the 4.1% growth rate for all revenue categories and also includes a proposed Transportation Fee that would collect a small fee from residents and commercial properties to support the streets maintenance budget. As this was a strong priority for residents in the community survey, staff is proposing a 2026 evaluation of the implementation of this fee and the potential revenue generation. The 2027 forecast forward includes a very conservative estimate for including this fee in future budgets.

Capital and Operating Process

At a high level, budget expenditures occur in three large categories: capital improvement projects (CIP), personnel, and operating. This year, the budget team collected and evaluated requests from departments in all three area at once, rather than in phases. This allowed departments more time to prioritize the individual needs of departmental budgets, as well as work with the budget team over 8 weeks to refine submissions.

The EBT reviewed this information with departments to understand changes (increases and decreases) to the overall budget. The Town's long-range staffing plan anticipated 41 positions being added in this budget in 2026. Given the "Somewhat Constrained" revenue scenario, the EBT asked all departments to review this position list before submitting requests and to significantly reduce the number of positions requested. As a result, departments strategically requested only 16 new positions, all of which were either mission-critical or addressed an emerging need in the community. The Leadership Team, which included all Department Directors, Deputy Town Managers, and Town Manager, collaboratively reviewed these 16. Based on the Council's top priorities, departments' top priorities, projected revenue and other expenses, and maintaining required and prudent reserves over the 5-year forecast period, the Leadership Team recommends funding 4 new positions in the General Fund, 1 new position in the Conservation Trust Fund, and 4 new positions in the Utilities Funds. These are the positions identified as mission critical for programs and to maintain infrastructure added in the last 2-3 years, including expanded facilities, transportation infrastructure, water resources, and community events support.

The team took a similar approach when refining the budget and identifying areas for reduced spending. The Leadership Team completed this exercise together, discussing the best places to reduce and identifying areas for cost savings across departments. The team identified approximately $3.3 million in reductions to General Fund operating requested to support the long-term financial strategy. This was done over three iterations and reviews with the EBT and departments. These reviews evaluated capital projects and considered the most critical infrastructure needs for the Town, including streets and concrete maintenance, as well as certain parks maintenance projects in the Capital Improvement Fund.

The EBT and Town Management recommend a one-year reduction of merit-based wage increases to provide long-term sustainability in personnel expenditures. In this respect, the 2026 recommended budget includes a 2.0% market increase for all grades, but reduces the proposed merit increase from 3.0% to 2.0% for full-time employees. It also removes the merit increases for part-time employees. This reduced General Fund expenditures by approximately $305,000. This differs from the recommendation of the Town's Compensation Analysts, Graves Consulting. Based on their analysis of the Town's labor market, Graves Consulting recommended 2.0% market and 3.0% merit increases to maintain the Town's competitiveness. With that in mind, staff recommend this as a temporary measure for 2026 reflecting the current economy and projected revenue.

Overall, the budget process incorporated stakeholders from all departments and sought to represent a collective approach to resilient budgeting. Staff will continue to build on this approach in future budget years to ensure the Town's budget addresses the Council's, and therefore the Town's, priorities.

Budget Calendar

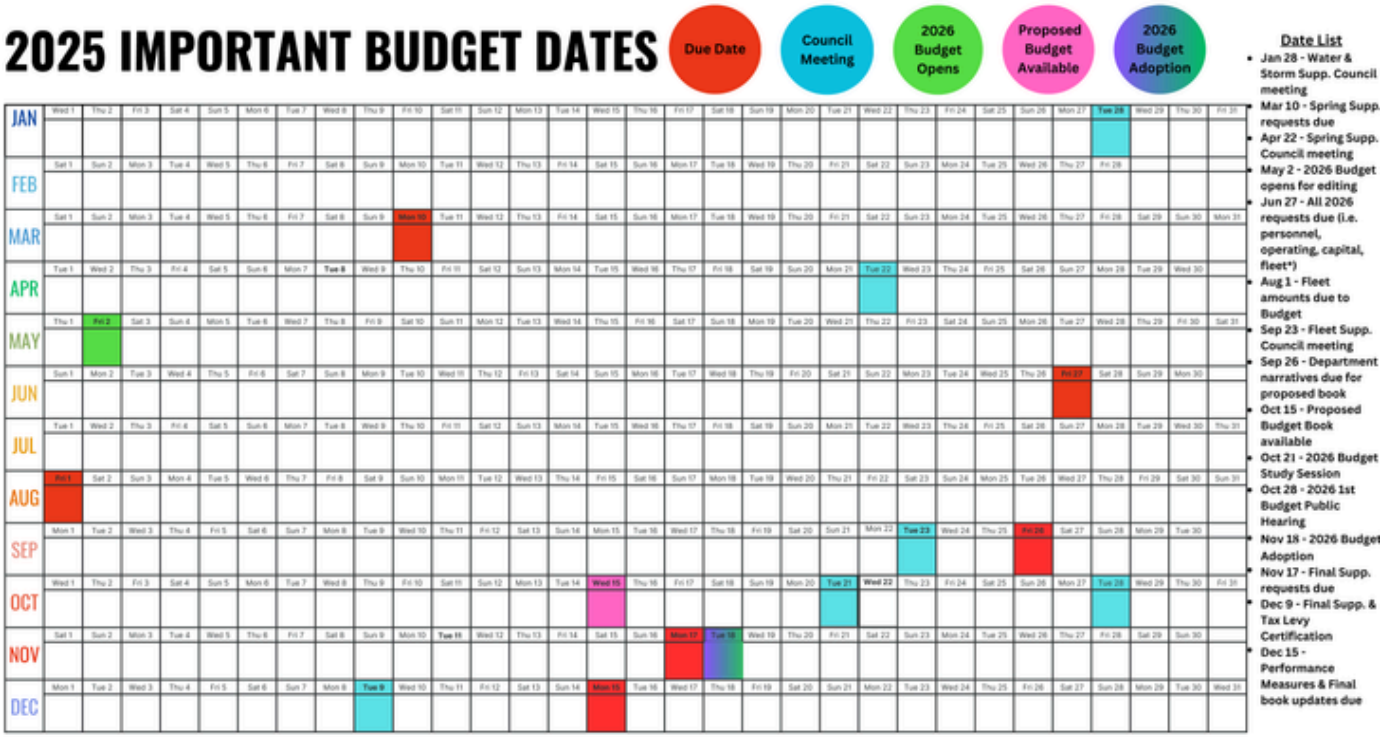

*Fleet requests are due to Fleet on June 27th; Fleet will provide amounts to Budget by August 1st

Financial Summary

Revenue Summary

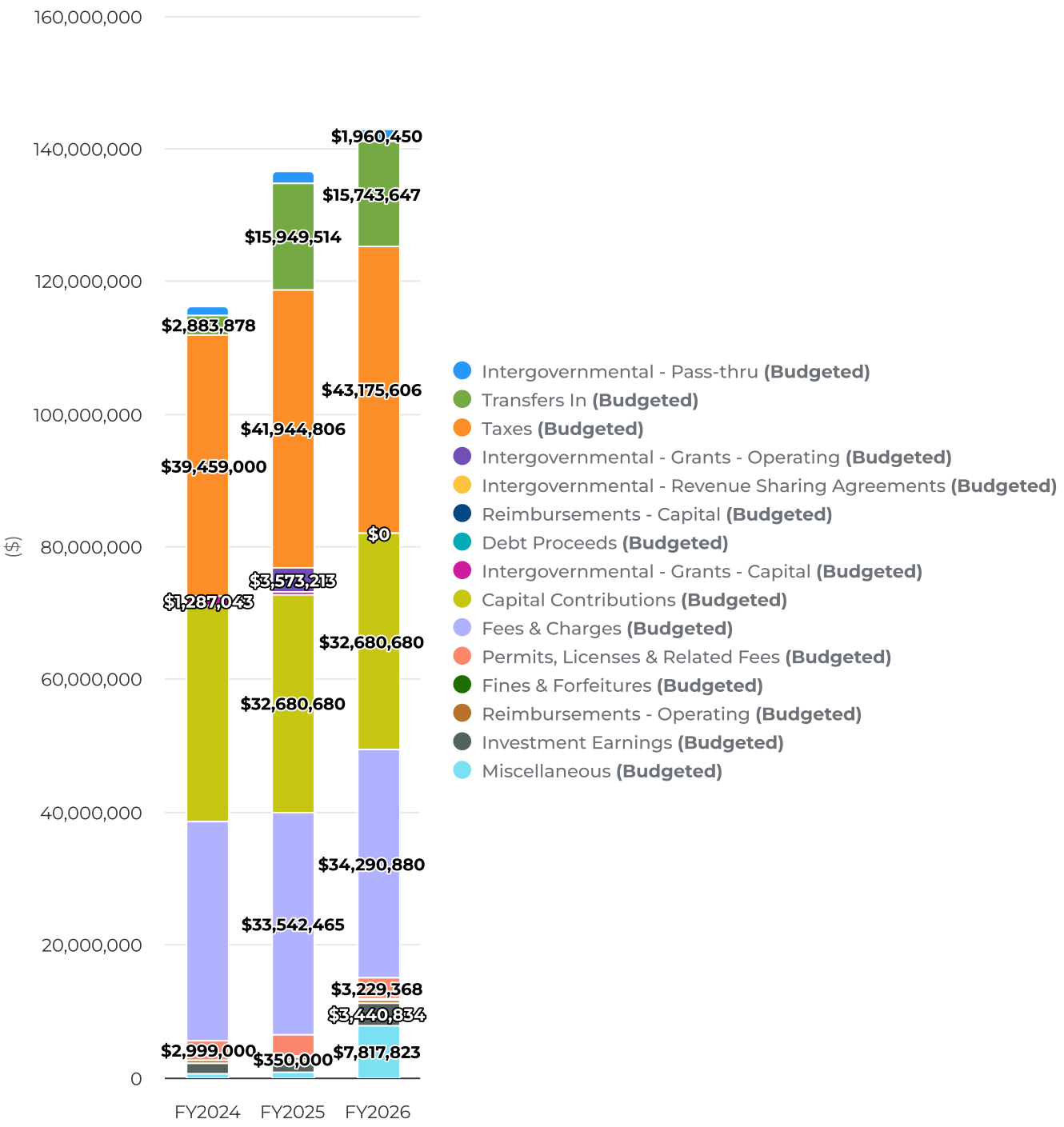

Expenditure Summary

Town Revenues

Revenue Summary

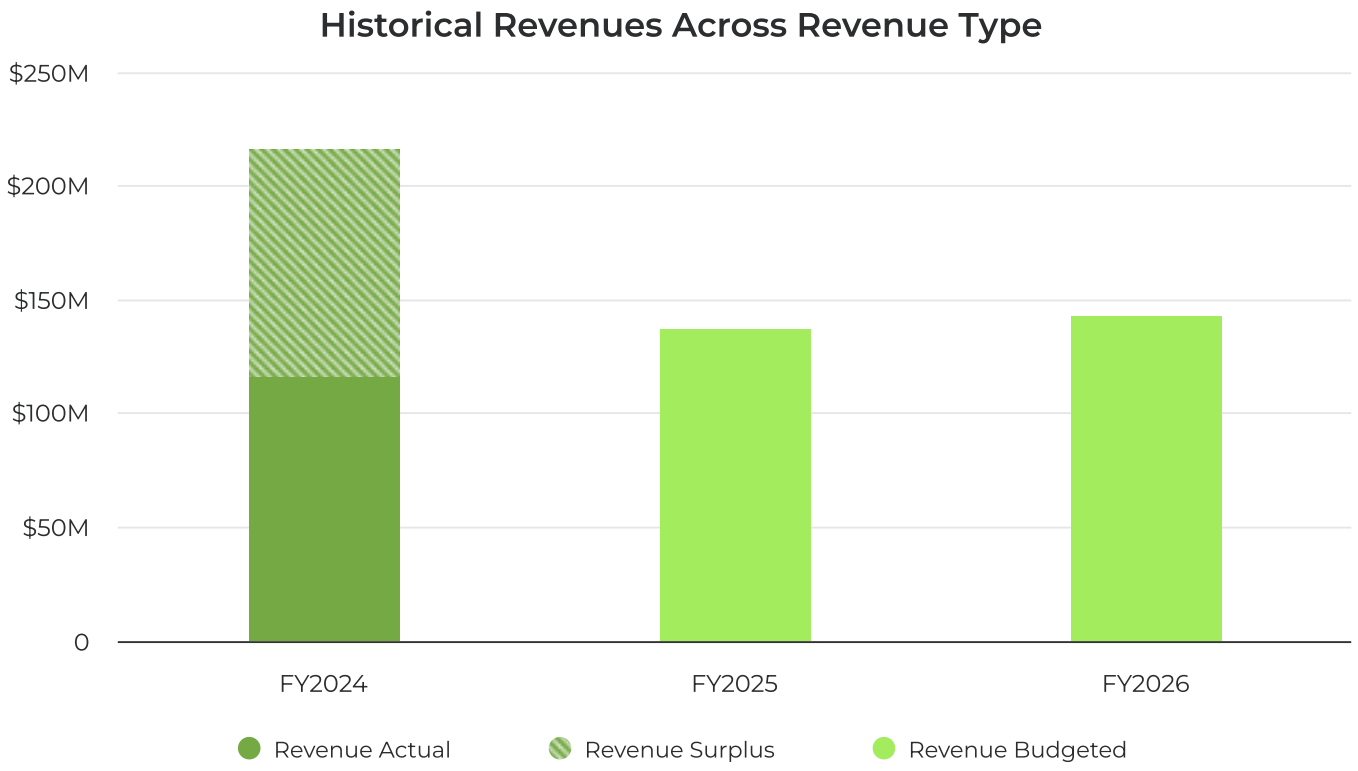

The Town's total revenue budget for FY2026 is $142.8 million, representing a 4.58% increase from the previous year's budget of $136.6 million, which had itself grown by 17.44% from its prior period. This indicates a continued upward trend in budgeted revenues, though at a slower rate compared to the previous year.

Revenues by Revenue Type

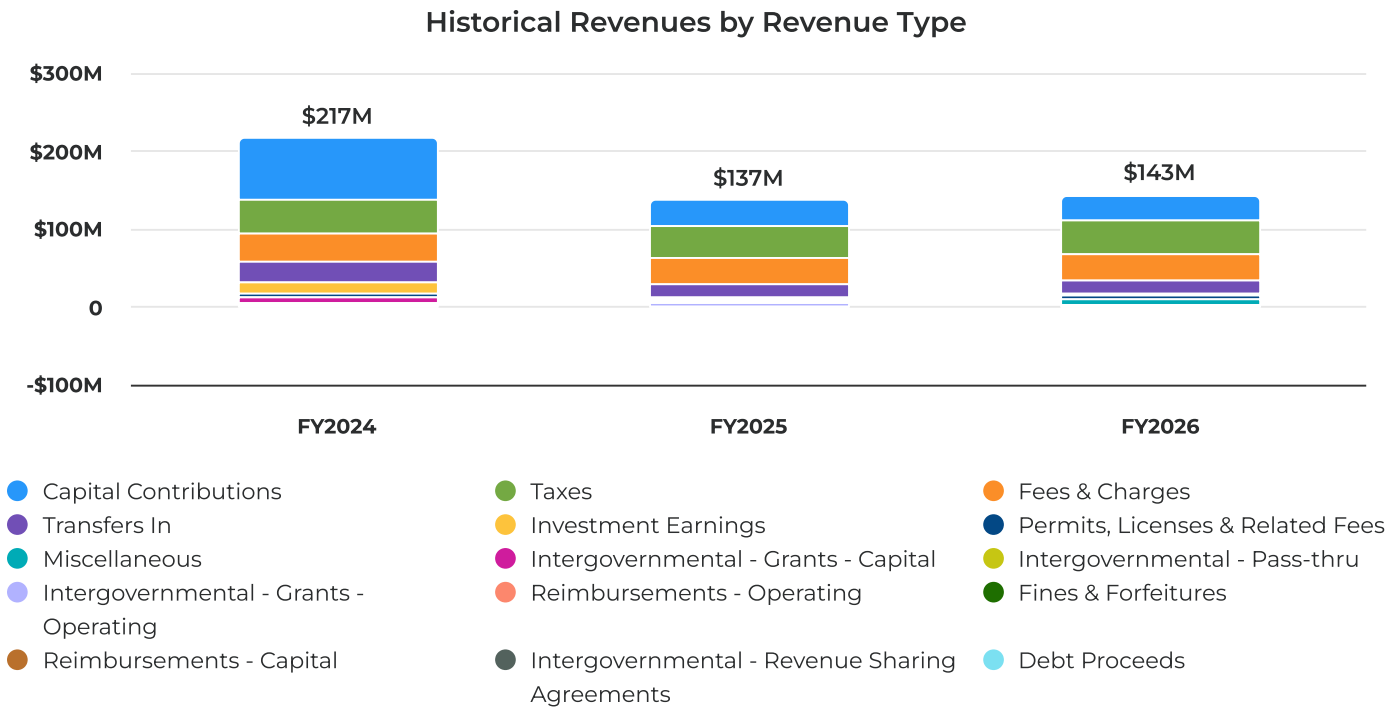

The Town of Erie's total revenues for FY2026 increased by 4.58% to $142.8 million compared to the previous year. Taxes remained the largest revenue source, rising by $1.2 million or 2.93% to $43.2 million, though their share of total revenue slightly decreased to 30.23%. Fees & Charges also grew by $748,415 or 2.23%, totaling $34.3 million and representing 24.01% of revenues.

Capital Contributions held steady at $32.7 million, maintaining a 22.88% share of total revenues with no change from the prior year. Transfers In decreased marginally by $326,524 or 2.05% to $15.6 million, accounting for 10.94% of the total.

Miscellaneous revenues saw a significant increase of $7.1 million or 987.21%, rising to $7.8 million and making up 5.47% of total revenues. Investment Earnings also increased notably by $1.5 million or 73.93% to $3.4 million, representing 2.41% of the total.

Permits, Licenses & Related Fees remained relatively stable with a slight decrease of $7,883 or 0.24% to $3.2 million, comprising 2.26% of revenues. Intergovernmental - Pass-thru revenues increased by $35,100 or 1.82% to $2 million, while Reimbursements - Operating rose by $108,750 or 31.07% to $458,750.

Notably, Intergovernmental - Grants - Operating and Intergovernmental - Grants - Capital both dropped to zero, decreasing by $3.6 million and $519,595 respectively, representing 100% declines. Fines & Forfeitures decreased slightly by $5,000 or 3.03% to $160,000.

FY26 Revenues by Revenue Type

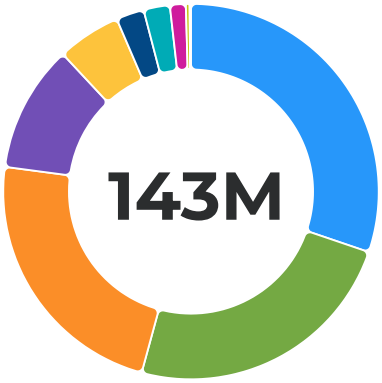

Taxes	$43,175,606	30.23%
Fees & Charges	$34,290,880	24.01%
Capital Contributions	$32,680,680	22.88%
Transfers In	$15,622,991	10.94%
Miscellaneous	$7,817,823	5.47%
Investment Earnings	$3,440,834	2.41%
Permits, Licenses & Related Fees	$3,229,368	2.26%
Intergovernmental - Pass-thru	$1,960,450	1.37%
Reimbursements - Operating	$458,750	0.32%
Fines & Forfeitures	$160,000	0.11%

The Town Revenues for the fiscal year are composed of several categories. Taxes contribute $43.2 million, accounting for 30.23% of the total. Fees & Charges follow with $34.3 million, representing 24.01%. Capital Contributions amount to $32.7 million, or 22.88%. Transfers In provide $15.6 million, which is 10.94% of the revenue. Miscellaneous revenues total $7.8 million, making up 5.47%. Investment Earnings contribute $3.4 million, or 2.41%. Permits, Licenses & Related Fees add $3.2 million, representing 2.26%. Intergovernmental - Pass-thru revenues are $2 million, accounting for 1.37%. Reimbursements - Operating bring in $458,750, which is 0.32%. Finally, Fines & Forfeitures contribute $160,000, or 0.11% of the total fiscal year revenue.

Revenues by Fund

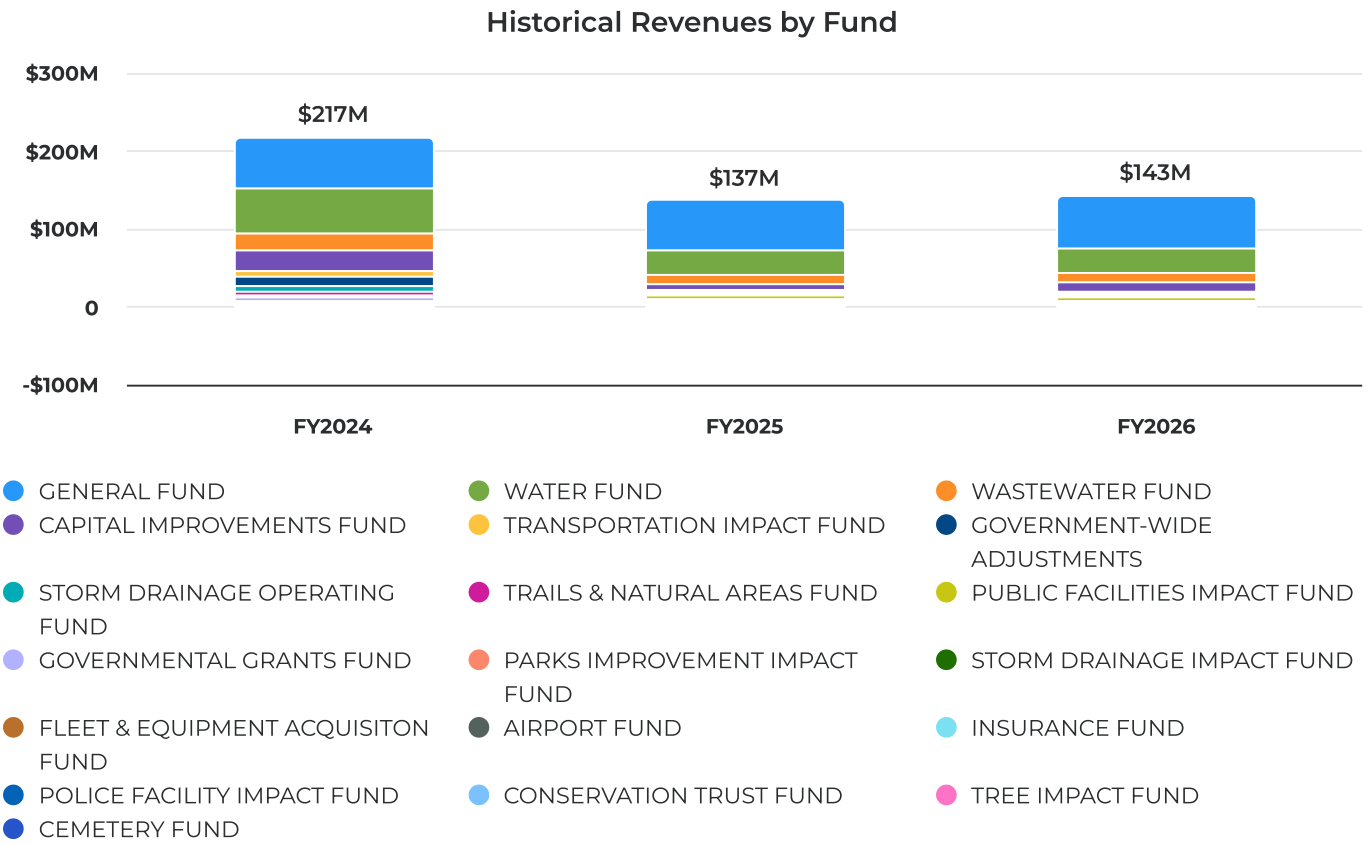

The Town's total revenues for FY2026 increased by 4.58% to $142.8 million compared to the previous year. The General Fund remains the largest revenue source, growing by $5.3 million or 8.33% to $69.3 million, now representing 48.52% of the total budget, up from 46.84%.

The Water Fund held steady at $31.3 million with no change, accounting for 21.9% of total revenues, a slight decrease in share from 22.91%. Similarly, the Wastewater Fund remained unchanged at $12.1 million, representing 8.49% of the total.

The Capital Improvements Fund saw a significant increase of $3.5 million or 53.85%, rising to $10 million and increasing its share from 4.76% to 7% of total revenues. This marks a notable recovery following a large decrease in the prior year.

The Transportation Impact Fund decreased slightly by $271,000 or 6.25% to $4.1 million, reducing its share from 3.18% to 2.85%. The Trails & Natural Areas Fund and Public Facilities Impact Fund remained stable at $3.1 million and $2.6 million respectively, with minor decreases in their percentage shares.

The Fleet & Equipment Acquisition Fund declined by $176,543 or 7.57% to $2.2 million, representing 1.51% of total revenues, down from 1.71%. The Insurance Fund appeared as a new category with $2.1 million, accounting for 1.47% of the total.

The Storm Drainage Operating Fund remained steady at $2 million, slightly decreasing its share from 1.43% to 1.37%. The Governmental Grants Fund, which had increased by 21.23% in the previous year, dropped completely to $0, a 100% decrease.

Other decreases include the Airport Fund, which fell by $127,292 or 25.55% to $370,848. Overall, the FY2026 budget reflects growth in the General Fund and Capital Improvements Fund, stability in key utility funds, and the elimination of Governmental Grants Fund revenues.

Revenues by Fund

Category	2024 Actuals	2025 Adopted	2026 Proposed	2025 Adopted vs. 2026 Proposed (% Change)
GENERAL FUND				
Intergovernmental - Pass-thru	$1,844,334	$1,575,350	$1,610,450	2.23%
Highway User Taxes	$1,180,996	$950,000	$997,500	5.00%
Motor Vehicle Taxes	$108,544	$95,000	$102,600	8.00%
Road & Bridge Taxes	$165,759	$200,000	$180,000	-10.00%
Cigarette Taxes	$29,263	$22,000	$22,000	0.00%
Severance Taxes	$284,833	$250,000	$250,000	0.00%
Federal Mineral Lease Funds	$74,938	$58,350	$58,350	0.00%
Intergovernmental - Grants - Capital	$423,776	-	-	-
FEMA Grant	$423,776	-	-	-
Fees & Charges	$11,470,422	$11,789,215	$12,537,630	6.35%
Landfill Fees	$3,491,616	$2,500,000	$2,750,000	10.00%
Photocopying/Printing Fees	$6,548	$3,000	$4,500	50.00%
Cemetery Fees	$17,625	$10,000	$14,000	40.00%
Administrative Fee	$4,562,193	$5,976,215	$6,145,430	2.83%
Recreation Fees	$495	-	-	-
Recreation Fees - Active Adults	$99,873	$92,700	$104,000	12.19%
Recreation Fees - Adult Basketball	$16,040	$11,000	$15,000	36.36%
Recreation Fees - Adult Softball	$58,273	$61,000	$60,200	-1.31%
Recreation Fees - Adult Sports Misc	$45,414	$40,900	$52,600	28.61%
Recreation Fees - Adult Volleyball	$3,272	$5,500	$5,600	1.82%
Recreation Fees - Aquatics Operations	$169,720	$150,700	$176,500	17.12%
Recreation Fees - Birthday Parties	$85,032	$88,000	$89,600	1.82%
Recreation Fees - Camp Erie	$416,790	$423,300	$443,200	4.70%
Recreation Fees - Climbing Operations	$22,223	$21,200	$21,200	0.00%
Recreation Fees - Concessions	$64,693	$87,500	$81,600	-6.74%
Recreation Fees - Fitness Operations	$214,489	$240,200	$291,700	21.44%
Recreation Fees - General Recreation	$102,408	$1,000	$2,500	150.00%
Recreation Fees - Kids Station	$35,398	$37,100	$42,000	13.21%
Recreation Fees - Marketing	$43,806	$56,600	$66,400	17.31%
Recreation Fees - Memberships	$465,873	$414,200	$481,900	16.34%
Recreation Fees - Merchandise	$3,612	$8,200	$6,200	-24.39%
Recreation Fees - Subscriptions	$396,455	$369,300	$411,300	11.37%
Recreation Fees - Passes - Corporate	-	$1,000	$5,000	400.00%
Recreation Fees - Passes - Daily Admission	$186,536	$171,400	$196,100	14.41%
Recreation Fees - Passes - Punch	$113,024	$97,200	$97,200	0.00%

Category	2024 Actuals	2025 Adopted	2026 Proposed	2025 Adopted vs. 2026 Proposed (% Change)
Recreation Fees - Rentals - ECC Facility	$59,270	$70,900	$71,300	0.56%
Recreation Fees - Rentals - Park & Field	$156,744	$140,500	$147,000	4.63%
Recreation Fees - Memberships – Senior Programs	$130,566	$111,700	$123,000	10.12%
Recreation Fees - Special Events	$43,592	$45,800	$38,000	-17.03%
Recreation Fees - Vending	$16,605	$20,000	$22,900	14.50%
Recreation Fees - Youth Baseball/Softball	$64,276	$57,700	$76,600	32.76%
Recreation Fees - Youth Basketball	$68,945	$62,300	$64,500	3.53%
Recreation Fees - Youth Football	$55,302	$52,300	$58,300	11.47%
Recreation Fees - Youth Soccer	$156,757	$144,500	$166,400	15.16%
Recreation Fees - Youth Sports Misc	$82,926	$67,400	$80,900	20.03%
Recreation Fees - Youth Volleyball	$11,453	$22,200	$23,700	6.76%
Recreation Fees - Youth & TR	-	$120,100	$120,800	0.58%
Recreation Fees - Cultural Arts	-	$28,600	$2,500	-91.26%
Recreation Fees - ECC Discounts/Scholarships	$2,577	-$22,000	-$22,000	0.00%
Permits, Licenses & Related Fees	$5,166,711	$3,237,250	$3,229,368	-0.24%
Bldg Permits - Residential - SF - New Construction	$2,310,151	$1,716,000	$1,698,840	-1.00%
Bldg Permits - Residential - MF - New Construction	$480,464	$123,750	$122,513	-1.00%
Bldg Permits - Residential - TH - New Construction	$62,312	-	-	-
Bldg Permits - Residential - DX - New Construction	$98,239	$165,000	$163,350	-1.00%
Bldg Permits - Residential - SF - Renovation	$392,372	$357,500	$353,925	-1.00%
Bldg Permits - Commercial - New Construction	$133,435	$165,000	$163,350	-1.00%
Bldg Permits - Commercial - Renovation	$69,609	$93,500	$92,565	-1.00%
Reinspection Fees	$9,639	$10,000	$10,500	5.00%
Annexation, Subdivision, & Zoning Fees	$69,807	$80,000	$84,000	5.00%
Public Improvement Permits	$1,067,459	$100,000	$105,000	5.00%
Grading/Stormwater Quality Permits	$62,887	$100,000	$105,000	5.00%
Excavation Permits	$29,400	$6,000	$6,300	5.00%
Floodplain Development Permit	$450	-	-	-
Access Permit	$600	-	-	-
Contractor's Licenses	$103,538	$55,000	$57,750	5.00%

Category	2024 Actuals	2025 Adopted	2026 Proposed	2025 Adopted vs. 2026 Proposed (% Change)
Business Occupation Licenses	$11,875	$6,000	$6,300	5.00%
Liquor Licenses	$6,266	$2,000	$2,100	5.00%
Solicitor's/Handbill Permits	$4,083	-	-	-
Block Party Permits	$650	-	-	-
Mobile Vendor Permit	$1,000	-	-	-
Open Container/Private Event Permit	$1,550	-	-	-
Other Fees & Permits	$925	$7,500	$7,875	5.00%
Other Fees & Permits - Oil and Gas	$250,000	$250,000	$250,000	0.00%
Fines & Forfeitures	$155,566	$165,000	$160,000	-3.03%
Municipal Court Fines	$131,641	$135,000	$135,000	0.00%
Court Fine Surcharge	$24,055	$30,000	$25,000	-16.67%
Court Fines & Forfeitures	-$130	-	-	-
Reimbursements - Operating	$511,861	$350,000	$458,750	31.07%
Reimbursement for Staff Services	$324,126	$150,000	$258,750	72.50%
Reimbursement from Developers - Non-Capital	$182,180	$200,000	$200,000	0.00%
Reimbursement from Others - Noncap	$5,555	-	-	-
Investment Earnings	$2,743,437	$875,000	$2,337,500	167.14%
Investment Income - Pooled	$2,560,150	$750,000	$2,200,000	193.33%
Investment FVA - Pooled	$108,625	$125,000	$137,500	10.00%
Interest Income - Leases	$74,662	-	-	-
Miscellaneous	$1,166,873	$534,000	$7,632,750	1,329.35%
Lease/Rental Income	$140,643	$75,000	$101,250	35.00%
Oil & Gas Royalties	$576,485	$225,000	$302,500	34.44%
Cable Peg Access Contribution	$20,882	$30,000	$25,000	-16.67%
Proceeds from Insurance Claims	$63,717	-	-	-
Proceeds from Sale of Assets	$96,889	-	-	-
Miscellaneous Income	$262,272	$200,000	$7,200,000	3,500.00%
Misc Income - PD	$5,984	$4,000	$4,000	0.00%
Transfers In	-	$6,527,827	$1,183,076	-81.88%
Transfer from Grants fund	-$2,717,892	-	-	-
Transfer from Trails & Natural Areas Fund	-	$483,076	$483,076	0.00%
Transfer from Police Facility Impact Fund	-	$2,500,000	$700,000	-72.00%
Transfer from Urban Renewal Authority Fund	-	$27,251	-	-100.00%
Transfers In - Sustainability Grant	$27,550	-	-	-
Transfer from Grant Fund	$50,000	-	-	-
Transfer from Grant Fund - Comprehensive	$23,551	-	-	-
Transfer from Grants fund - ARPA	$904,819	-	-	-

Category	2024 Actuals	2025 Adopted	2026 Proposed	2025 Adopted vs. 2026 Proposed (% Change)
Transfer from Grants Fund - ARPA	$99,449	$895,000	-	-100.00%
Transfer from Grants Fund - DOLA Housing	$1,000,000	-	-	-
Transfer from Grant Fund - HVE	$11,398	-	-	-
Transfer from Grant Fund - BATTLE	$5,702	-	-	-
Transfer from Grants Fund - HHS Flex Ride	-	$200,000	-	-100.00%
Trans. In fr Grants Fund - Flex Ride TIP	-	$1,080,000	-	-100.00%
Trans. In fr Grants Fund -CDS - CO 7	-	$500,000	-	-100.00%
Trans. In fr Grants Fund - SW Weld TIP	-	$150,000	-	-100.00%
Trans. In fr Grants Fund - I-25 TIP	-	$395,000	-	-100.00%
Trans. In fr Grants Fund - CO-52 TIP	-	$297,500	-	-100.00%
Transfer from Grants Fund - FEP	$54,203	-	-	-
Transfer from Grant Fund - Bridge Main	$21,282	-	-	-
Transfer from Grant Fund - Signal Comm. Project	$8,193	-	-	-
Transfer from Grants fund - ARPA	$511,746	-	-	-
Taxes	$40,102,021	$38,925,806	$40,156,606	3.16%
Property Taxes - General Operating	$5,367,128	$5,184,806	$5,184,806	0.00%
Property Taxes - Debt Service	$1,541,355	$1,489,000	$1,489,000	0.00%
Sales Taxes - Non-Vehicles - Unrestricted	$19,043,534	$20,900,000	$21,945,000	5.00%
Sales Taxes - Vehicles - Unrestricted	$4,290,838	$4,180,000	$4,305,400	3.00%
Use Taxes - Residential - SF - New Construction	$5,710,097	$4,224,000	$4,200,000	-0.57%
Use Taxes - Residential - MF - New Construction	$1,004,984	$264,000	$260,000	-1.52%
Use Taxes - Residential - TH - New Construction	$156,569	$16,500	$16,000	-3.03%
Use Taxes - Residential - DX - New Construction	$243,402	$275,000	$273,000	-0.73%
Use Taxes - Residential - SF - Renovation	$629,171	$440,000	$435,000	-1.14%
Use Taxes - Residential - MF - Renovation	$1,041	-	-	-
Use Taxes - Commercial - New Construction	$299,734	$220,000	$218,000	-0.91%
Use Taxes - Commercial - Renovation	$83,192	$137,500	$135,000	-1.82%

Category	2024 Actuals	2025 Adopted	2026 Proposed	2025 Adopted vs. 2026 Proposed (% Change)
Specific Ownership Taxes	$394,736	$375,000	$375,000	0.00%
Franchise Fees	$1,286,116	$1,180,000	$1,274,400	8.00%
Bag Fee	$50,124	$40,000	$46,000	15.00%
Intergovernmental - Revenue Sharing Agreements	$75,349	-	-	-
Revenue Sharing - Broomfield IGA	$75,349	-	-	-
Debt Proceeds	$723,532	-	-	-
Proceeds from Capital Lease	$85,228	-	-	-
Proceeds from Subscriptions (SBITAs)	$638,304	-	-	-
Total GENERAL FUND	$64,383,880	$63,979,448	$69,306,130	8.33%
CAPITAL IMPROVEMENTS FUND				
Transfers In	$27,000,000	$6,500,000	$10,000,000	53.85%
Transfer From General Fund	$27,000,000	$6,500,000	$10,000,000	53.85%
Total CAPITAL IMPROVEMENTS FUND	$27,000,000	$6,500,000	$10,000,000	53.85%
GOVERNMENTAL GRANTS FUND				
Intergovernmental - Grants - Capital	$1,471,379	$519,595	-	-100.00%
Misc Capital Grants - Charge Ahead 2025 Grant	-	$63,000	-	-100.00%
Misc. Grants - DOLA Affordable Housing Incentives	$1,000,000	-	-	-
Miscellaneous Grants - Capital - AAA Grant	-	-	-	-
FAA Airport Grant Rev. - AWOS/Wind Cone Reloc	-	-	-	-
FAA Airport Grant - West Ramp & TWY Cons	-	$6,595	-	-100.00%
Grant Revenue - CLR Tellen to Chessman	$459,407	-	-	-
Misc. Grants - Coal Creek Reach 2 & 4	-$17,587	-	-	-
Misc. Grants - CDOT Electrical Vault Replacement	-	$450,000	-	-100.00%
Grant Revenue - FEP	$11,972	-	-	-
Misc. Grants - Coal Creek Reach 2 & 4	$17,587	-	-	-
Investment Earnings	$83,787	-	-	-
Investment Income - Pooled	$80,264	-	-	-
Investment FVA - Pooled	$3,524	-	-	-
Intergovernmental - Grants - Operating	$1,820,951	$3,573,213	-	-100.00%
Grant Revenue - ARPA	$34,449	-	-	-
Revenue -Sustainability Grant	$27,550	-	-	-
Misc. Grants - Non-Capital	$50,000	-	-	-
Revenue Misc. Grants – Non-Capital	-	$30,506	-	-100.00%

Category	2024 Actuals	2025 Adopted	2026 Proposed	2025 Adopted vs. 2026 Proposed (% Change)
Miscellaneous Grants - Non-Capital - Comprehensive	$23,551	-	-	-
Grant Revenue - ARPA	$1,001,423	-	-	-
Grant Revenue - ARPA	$134,206	-	-	-
Misc Grants - Non-Capital - 2024 CDBG Grant	-	$167,000	-	-100.00%
Intergovernmental Grants - Operating	-	$45,000	-	-100.00%
E-Cargo Bike Grant Program Revenue	-	$8,207	-	-100.00%
Seniors Citizens Grants - Erie Active Adults	$2,200	-	-	-
Miscellaneous Grants I - Non-Capital	$7,023	-	-	-
Miscellaneous Grants II -Non-Capital	$7,023	-	-	-
Misc. Grants - Non-Capital - Peace Officer Edu	$4,325	-	-	-
Miscellaneous Grants - Non-Capital - HVE	$11,752	-	-	-
Misc. Grants Revenue -Non Capital -BATTLE	$5,702	-	-	-
Misc. Grant - Non-Capital - Flex Ride TIP	-	$1,080,000	-	-100.00%
Misc. Grant - Non-Capital - CDS – CO 7	-	$500,000	-	-100.00%
Misc. Grant - Non-Capital - SW Weld TIP	-	$150,000	-	-100.00%
Misc. Grant - Non-Capital - I-25 TIP	-	$395,000	-	-100.00%
Misc. Grant - Non-Capital - CO-52 TIP	-	$297,500	-	-100.00%
Grant Revenue - ARPA	$511,746	-	-	-
Intergovernmental Grants - Operating	-	$900,000	-	-100.00%
Total GOVERNMENTAL GRANTS FUND	$3,376,118	$4,092,808	-	-100.00%
TRAILS & NATURAL AREAS FUND				
Capital Contributions	$446,288	-	-	-
Cash in Lieu - Open Space	$446,288	-	-	-
Investment Earnings	$282,418	$60,000	$60,000	0.00%
Investment Income - Pooled	$269,448	$50,000	$50,000	0.00%
Investment FVA - Pooled	$12,970	$10,000	$10,000	0.00%
Miscellaneous	$69,295	-	-	-
Lease/Rental Income	$69,295	-	-	-
Taxes	$2,945,734	$3,019,000	$3,019,000	0.00%
Property Taxes - Restricted	$2,945,734	$3,019,000	$3,019,000	0.00%
Total TRAILS & NATURAL AREAS FUND	$3,743,735	$3,079,000	$3,079,000	0.00%
CONSERVATION TRUST FUND				

Category	2024 Actuals	2025 Adopted	2026 Proposed	2025 Adopted vs. 2026 Proposed (% Change)
Intergovernmental - Pass-thru	$381,657	$350,000	$350,000	0.00%
Conservation Trust Revenue	$381,657	$350,000	$350,000	0.00%
Investment Earnings	$53,879	-	-	-
Investment Income - Pooled	$51,741	-	-	-
Investment FVA - Pooled	$2,139	-	-	-
Total CONSERVATION TRUST FUND	$435,536	$350,000	$350,000	0.00%
CEMETERY FUND				
Fees & Charges	$52,000	-	-	-
Cemetery Fees	$52,000	-	-	-
Investment Earnings	$19,004	-	-	-
Investment Income - Pooled	$18,290	-	-	-
Investment FVA - Pooled	$714	-	-	-
Total CEMETERY FUND	$71,004	-	-	-
TRANSPORTATION IMPACT FUND				
Capital Contributions	$5,000,397	$3,965,740	$3,965,740	0.00%
Transportation Impact Fees - Res - SF	$3,933,666	$3,358,800	$3,358,800	0.00%
Transportation Impact Fees - Res - MF	$676,094	$206,940	$206,940	0.00%
Transportation Impact Fees - Res - TH	$66,512	-	-	-
Transportation Impact Fees - Commercial	$115,130	$400,000	$400,000	0.00%
Transportation Impact Fees - Res - DX	$141,064	-	-	-
Cash In Lieu - Transportation	$67,931	-	-	-
Investment Earnings	$1,281,037	$100,000	$100,000	0.00%
Investment Income - Pooled	$1,231,257	$100,000	$100,000	0.00%
Investment FVA - Pooled	$49,780	-	-	-
Transfers In	-	$271,000	-	-100.00%
Transfer from Grant Fund	-$2,079,597	-	-	-
Transfer In - Colliers Hill - HOT Connection	-	$271,000	-	-100.00%
Transfer from Grant Fund - Erie Pkwy & WCR7	$31,005	-	-	-
Transfer from Grant Fund - CLR Telleen to Cheesman	$2,048,592	-	-	-
Total TRANSPORTATION IMPACT FUND	$6,281,434	$4,336,740	$4,065,740	-6.25%
PUBLIC FACILITIES IMPACT FUND				
Capital Contributions	$3,292,457	$2,565,920	$2,565,920	0.00%
Public Facilities Impact Fees - Res - SF	$2,652,359	$2,243,400	$2,243,400	0.00%
Public Facilities Impact Fees - Res - MF	$413,504	$122,520	$122,520	0.00%
Public Facilities Impact Fees - Res - TH	$54,528	-	-	-
Public Facilities Impact Fees - Cml	$86,296	$200,000	$200,000	0.00%

Category	2024 Actuals	2025 Adopted	2026 Proposed	2025 Adopted vs. 2026 Proposed (% Change)
Public Facilities Impact Fees - DX	$85,770	-	-	-
Investment Earnings	$437,395	$50,000	$50,000	0.00%
Investment Income - Pooled	$420,880	$50,000	$50,000	0.00%
Investment FVA - Pooled	$16,515	-	-	-
Total PUBLIC FACILITIES IMPACT FUND	$3,729,852	$2,615,920	$2,615,920	0.00%
PARKS IMPROVEMENT IMPACT FUND				
Capital Contributions	$2,483,924	$1,550,940	$1,550,940	0.00%
Parks Improvement Impact Fees - SF	$1,738,692	$1,470,600	$1,470,600	0.00%
Parks Improvement Impact Fees - MF	$271,180	$80,340	$80,340	0.00%
Parks Improvement Impact Fees - TH	$35,760	-	-	-
Parks Improvement Impact Fees - DX	$54,768	-	-	-
Cash In Lieu - Parks	$383,524	-	-	-
Investment Earnings	$630,434	$100,000	$100,000	0.00%
Investment Income - Pooled	$606,327	$100,000	$100,000	0.00%
Investment FVA - Pooled	$24,107	-	-	-
Total PARKS IMPROVEMENT IMPACT FUND	$3,114,358	$1,650,940	$1,650,940	0.00%
POLICE FACILITY IMPACT FUND				
Capital Contributions	$555,186	$434,100	$434,100	0.00%
Police Facilities Impact Fee - SF	$455,504	$411,600	$411,600	0.00%
Police Facilities Impact Fee - MF	$68,250	$22,500	$22,500	0.00%
Police Facilities Impact Fee - TH	$9,000	-	-	-
Police Facilities Impact Fee - DX	$12,750	-	-	-
Police Facilities Impact Fee - Commercial	$9,682	-	-	-
Investment Earnings	$51,368	$20,000	$20,000	0.00%
Investment Income - Pooled	$49,383	$20,000	$20,000	0.00%
Investment FVA - Pooled	$1,985	-	-	-
Total POLICE FACILITY IMPACT FUND	$606,554	$454,100	$454,100	0.00%
TREE IMPACT FUND				
Capital Contributions	$367,000	$198,000	$198,000	0.00%
Tree Impact Fees - SF	$293,200	$180,000	$180,000	0.00%
Tree Impact Fees - MF	$54,600	$18,000	$18,000	0.00%
Tree Impact Fees - TH	$7,200	-	-	-
Tree Impact Fees - DX	$12,000	-	-	-
Investment Earnings	$67,156	$3,000	$3,000	0.00%
Investment Income - Pooled	$64,644	$3,000	$3,000	0.00%
Investment FVA - Pooled	$2,512	-	-	-
Total TREE IMPACT FUND	$434,156	$201,000	$201,000	0.00%

Category	2024 Actuals	2025 Adopted	2026 Proposed	2025 Adopted vs. 2026 Proposed (% Change)
STORM DRAINAGE IMPACT FUND				
Capital Contributions	$1,424,028	$1,104,180	$1,104,180	0.00%
Storm Drainage Impact Fees - Res - SF	$1,154,741	$1,000,000	$1,000,000	0.00%
Storm Drainage Impact Fees - Res - MF	$182,910	$54,180	$54,180	0.00%
Storm Drainage Impact Fees - Res - TH	$24,120	-	-	-
Storm Drainage Impact Fees - Cml	$25,321	$50,000	$50,000	0.00%
Storm Drainage Impact Fees - Res - DX	$36,936	-	-	-
Investment Earnings	$422,998	$20,000	$20,000	0.00%
Investment Income - Pooled	$406,894	$20,000	$20,000	0.00%
Investment FVA - Pooled	$16,104	-	-	-
Total STORM DRAINAGE IMPACT FUND	$1,847,027	$1,124,180	$1,124,180	0.00%
FLEET & EQUIPMENT ACQUISITON FUND				
Intergovernmental - Grants - Capital	$9,642	-	-	-
Miscellaneous Grants - Capital - AAA Grant	$9,642	-	-	-
Investment Earnings	-	-	-	-
Investment Income - Pooled	-	-	-	-
Investment FVA - Pooled	-	-	-	-
Transfers In	-	$2,333,396	$2,156,853	-7.57%
Transfer From General Fund - FCL Enterprise	-	$1,200,920	$1,328,691	10.64%
Transfer from General Fund - Equipment - New	-	$1,132,476	$828,162	-26.87%
Transfer from Grant Fund - AAA Grant	-	-	-	-
Debt Proceeds	-$639,180	-	-	-
Debt Proceeds Offset - FCL Enterprise	-$639,180	-	-	-
Total FLEET & EQUIPMENT ACQUISITON FUND	-$629,538	$2,333,396	$2,156,853	-7.57%
WATER FUND				
Intergovernmental - Grants - Capital	$13,074	-	-	-
Grant Revenue - FEP	$9,453	-	-	-
Grant Revenue - Well Project	$3,621	-	-	-
Capital Contributions	$37,243,222	$17,467,800	$17,467,800	0.00%
Water Tap Fees - Residential - SF	$8,013,250	$7,224,000	$7,224,000	0.00%
Water Tap Fees - Residential - MF	$2,213,180	$138,000	$138,000	0.00%
Water Tap Fees - Residential - TH	$298,060	-	-	-

Category	2024 Actuals	2025 Adopted	2026 Proposed	2025 Adopted vs. 2026 Proposed (% Change)
Water Tap Fees - Residential - DX	$482,000	-	-	-
Water Tap Fees - Commercial	$716,937	-	-	-
Water Rights Fees - Residential - SF	$12,409,652	$9,745,800	$9,745,800	0.00%
Water Rights Fees - Residential - MF	-	$360,000	$360,000	0.00%
Water Rights Fees - Residential - TH	$389,832	-	-	-
Water Rights Fees - Residential - DX	$649,720	-	-	-
Water Rights Fees - Residential - Irrig	$909,605	-	-	-
Water Rights Fees - Commercial	$623,381	-	-	-
Capital Contributed by Developers (P 13)	$10,537,605	-	-	-
Fees & Charges	$15,060,858	$13,281,000	$13,281,000	0.00%
Water Sales - Residential - SF	$11,234,910	$10,429,000	$10,429,000	0.00%
Water Sales - Irrigation	$2,312,711	$1,381,000	$1,381,000	0.00%
Fireflow Surcharge	$45,050	-	-	-
Water Sales - Commercial	$636,381	$556,000	$556,000	0.00%
Water Sales - Hydrant	$215,619	$595,000	$595,000	0.00%
Water Sales - Reuse	$364,467	$150,000	$150,000	0.00%
Raw Water Lease Income	$234,142	$150,000	$150,000	0.00%
Water Late Payment Penalties	$8,099	$12,000	$12,000	0.00%
Water Connect/Disconnect Fees	$9,480	$8,000	$8,000	0.00%
Permits, Licenses & Related Fees	$2,550	-	-	-
Reinspection Fees	$2,550	-	-	-
Reimbursements - Operating	$62,217	-	-	-
Reimbursement from Others - Non-Capital	$62,217	-	-	-
Investment Earnings	$5,644,262	$527,000	$527,000	0.00%
Investment Income - Pooled	$5,310,746	$311,000	$311,000	0.00%
Investment Income - Restricted	$125,428	$6,000	$6,000	0.00%
Investment FVA - Pooled	$208,088	$200,000	$200,000	0.00%
Investment FVA - Restricted	-	$10,000	$10,000	0.00%
Miscellaneous	$8,862	$10,000	$10,000	0.00%
Miscellaneous Income	$8,862	$10,000	$10,000	0.00%
Transfers In	-	-	-	-
Transfer From Grants Fund - Energy Perform Contrib	-	-	-	-
Transfer from Grants Fund - Well Project	-	-	-	-
Transfer from Grants Fund - Coal Creek Reach 2 & 4	-	-	-	-
Reimbursements - Capital	$64,278	-	-	-

Category	2024 Actuals	2025 Adopted	2026 Proposed	2025 Adopted vs. 2026 Proposed (% Change)
Reimb from Others - Capital - NISP	$64,278	-	-	-
Debt Proceeds	-$282,462	-	-	-
Debt Proceeds - FCL Enterprise	-$282,462	-	-	-
Total WATER FUND	$57,816,863	$31,285,800	$31,285,800	0.00%
WASTEWATER FUND				
Intergovernmental - Grants - Capital	$965	-	-	-
Grant Revenue - FEP	$965	-	-	-
Capital Contributions	$13,093,813	$5,394,000	$5,394,000	0.00%
Wastewater Tap Fees - Residential - SF	$5,883,040	$5,316,000	$5,316,000	0.00%
Wastewater Tap Fees - Residential - MF	$1,618,427	$78,000	$78,000	0.00%
Wastewater Tap Fees - Residential - TH	$203,780	-	-	-
Wastewater Tap Fees - Residential - DX	$354,400	-	-	-
Wastewater Tap Fees - Commercial	$162,105	-	-	-
Capital Contributed by Developers (P 13)	$4,872,061	-	-	-
Fees & Charges	$7,309,218	$6,530,000	$6,530,000	0.00%
Wastewater Fees - Residential - SF	$6,783,622	$6,125,000	$6,125,000	0.00%
Wastewater Fees - Commercial	$525,597	$405,000	$405,000	0.00%
Investment Earnings	$1,521,926	$200,000	$200,000	0.00%
Investment Income - Pooled	$1,463,741	$100,000	$100,000	0.00%
Investment FVA - Pooled	$58,185	$100,000	$100,000	0.00%
Miscellaneous	$55,971	-	-	-
Proceeds from Sale of Assets	$57,550	-	-	-
Miscellaneous Income	-$1,579	-	-	-
Transfers In	-	-	-	-
Transfer From Grants Fund - Energy Perform Contrib	-	-	-	-
Reimbursements - Capital	$390,297	-	-	-
Cost Recovery - Westside Interceptor	$128,675	-	-	-
Cost Recovery - NWRF Interceptor	$229,489	-	-	-
Cost Recovery - Vista Ridge Interceptor	$20,697	-	-	-
Cost Recovery - Coal Creek Interceptor	$11,436	-	-	-
Debt Proceeds	-$34,248	-	-	-
Debt Proceeds - FCL Enterprise	-$34,248	-	-	-
Total WASTEWATER FUND	$22,337,942	$12,124,000	$12,124,000	0.00%
STORM DRAINAGE OPERATING FUND				

Category	2024 Actuals	2025 Adopted	2026 Proposed	2025 Adopted vs. 2026 Proposed (% Change)
Intergovernmental - Grants - Capital	$410,636	-	-	-
Misc. Grants - Coal Creek Reach 2 & 4	$410,636	-	-	-
Capital Contributions	$5,542,741	-	-	-
Capital Contributed by Developers (P 13)	$5,542,741	-	-	-
Fees & Charges	$2,012,442	$1,937,000	$1,937,000	0.00%
Storm Drainage Fees - Residential - SF	$1,755,673	$1,700,000	$1,700,000	0.00%
Storm Drainage Fees - Commercial	$256,769	$237,000	$237,000	0.00%
Investment Earnings	$124,723	$22,809	$22,809	0.00%
Investment Income - Pooled	$119,543	$22,809	$22,809	0.00%
Investment FVA - Pooled	$5,180	-	-	-
Reimbursements - Capital	$20,000	-	-	-
Reimb from Others - Vista Ridge Storm Drainage	$20,000	-	-	-
Debt Proceeds	-$56,831	-	-	-
Debt Proceeds - FCL Enterprise	-$56,831	-	-	-
Total STORM DRAINAGE OPERATING FUND	$8,053,712	$1,959,809	$1,959,809	0.00%
AIRPORT FUND				
Intergovernmental - Grants - Capital	$1,339,478	-	-	-
FAA Airport Grant Rev. - AWOS/Wind Cone Reloc	$171,608	-	-	-
FAA Airport Grant - West Ramp & TWY Cons	$1,167,870	-	-	-
Fees & Charges	$5,812	$5,250	$5,250	0.00%
Fuel Flowage Fees	$5,812	$5,250	$5,250	0.00%
Investment Earnings	$1,957	$525	$525	0.00%
Investment Income - Pooled	$2,036	$525	$525	0.00%
Investment FVA - Pooled	-$79	-	-	-
Miscellaneous	$143,681	$175,073	$175,073	0.00%
Lease/Rental Income	$68,645	$54,306	$54,306	0.00%
FBO Fees	-	$42,660	$42,660	0.00%
Aviation Gas Taxes - Colorado	$9,199	$8,400	$8,400	0.00%
Miscellaneous Income	$65,838	$69,707	$69,707	0.00%
Transfers In	$240,000	$317,292	$190,000	-40.12%
Transfer from General Fund	$240,000	$310,697	$190,000	-38.85%
Transfer from Grant Fund - AWOS/Wind Cone Reloc	-$1,167,870	-	-	-
Transfer from Grants Fund - West Ramp & TWY Cons	$1,167,869	$6,595	-	-100.00%
Total AIRPORT FUND	$1,730,928	$498,140	$370,848	-25.55%
GOVERNMENT-WIDE ADJUSTMENTS				

Category	2024 Actuals	2025 Adopted	2026 Proposed	2025 Adopted vs. 2026 Proposed (% Change)
Intergovernmental - Grants - Capital	$2,262,394	-	-	-
Grant - Deferred Inflow - Erie Pkwy & WCR7	$31,005	-	-	-
Grant - Deferred Inflow -CLR - Telleen to Cheesman	$1,589,185	-	-	-
Grant - Deferred Inflow - Apron and Runway Rehab	$164,160	-	-	-
Grant - Deferred Inflow - WCR 3 Bridge	$21,282	-	-	-
Grant - Deferred Inflow - Signal Comm. Project	$8,193	-	-	-
Grant - Deferred Inflow - FEP	$51,899	-	-	-
Grant Revenue - Well Project	$3,621	-	-	-
Grant - Deferred Inflow - FEMA Coal Creek	$393,050	-	-	-
Capital Contributions	$9,728,924	-	-	-
Capital Contributed by Developers (P 13)	$9,728,924	-	-	-
Total GOVERNMENT-WIDE ADJUSTMENTS	$11,991,317	-	-	-
INSURANCE FUND				
Transfers In	-	-	$2,093,062	-
Transfer from General Fund	-	-	$2,093,062	-
Total INSURANCE FUND	-	-	$2,093,062	-
Total Revenues	**$216,324,878**	**$136,585,280**	**$142,837,382**	**4.58%**

Revenues by Fund Type

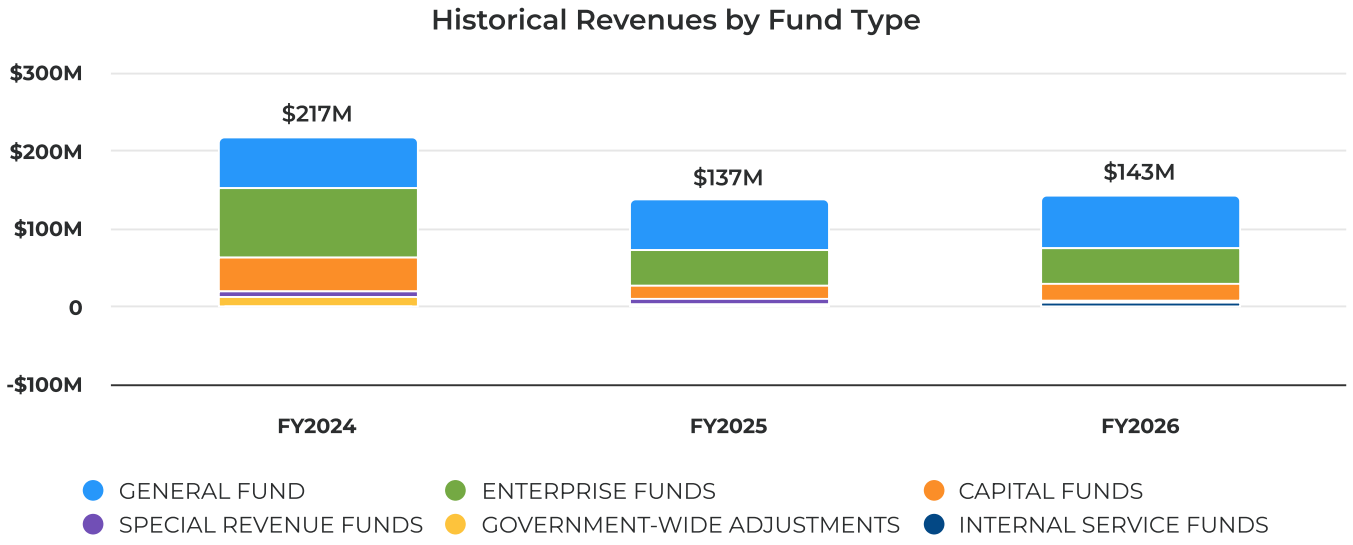

In FY2026, the Town of Erie's total revenues increased by 4.58% to $142.8 million compared to the previous year. The General Fund remained the largest revenue source, growing by 8.33% to $69.3 million, now representing 48.52% of the total budget, up from 46.84% the prior year.

The Capital Funds also saw a notable increase of 19.13%, rising to $20.1 million and accounting for 14.08% of total revenues, up from 12.36%. Internal Service Funds experienced significant growth of 82.13%, reaching $4.2 million and increasing their share to 2.98% of the total budget.

Conversely, Special Revenue Funds decreased sharply by 54.41% to $3.4 million, reducing their portion of the total to 2.4%. Enterprise Funds showed a slight decline of 0.28%, totaling $45.7 million and comprising 32.02% of the budget, a small decrease from the previous year.

Government-Wide Adjustments remained at zero, consistent with the prior year. Overall, the budget reflects growth in the General, Capital, and Internal Service Funds, while Special Revenue and Enterprise Funds experienced decreases in FY2026.

Revenues by Fund Type

Category	2024 Actuals	2025 Adopted	2026 Proposed	2025 Adopted vs. 2026 Proposed (% Change)
SPECIAL REVENUE FUNDS	$7,626,393	$7,521,808	$3,429,000	-54.41%
INTERNAL SERVICE FUNDS	-$629,538	$2,333,396	$4,249,915	82.13%
GENERAL FUND	$64,383,880	$63,979,448	$69,306,130	8.33%
CAPITAL FUNDS	$43,013,381	$16,882,880	$20,111,880	19.13%
ENTERPRISE FUNDS	$89,939,444	$45,867,749	$45,740,457	-0.01%
GOVERNMENT-WIDE ADJUSTMENTS	$11,991,317	-	-	-
Total Revenues	**$216,324,878**	**$136,585,280**	**$142,837,382**	**4.67%**

Town Expenses

Expenditure Summary

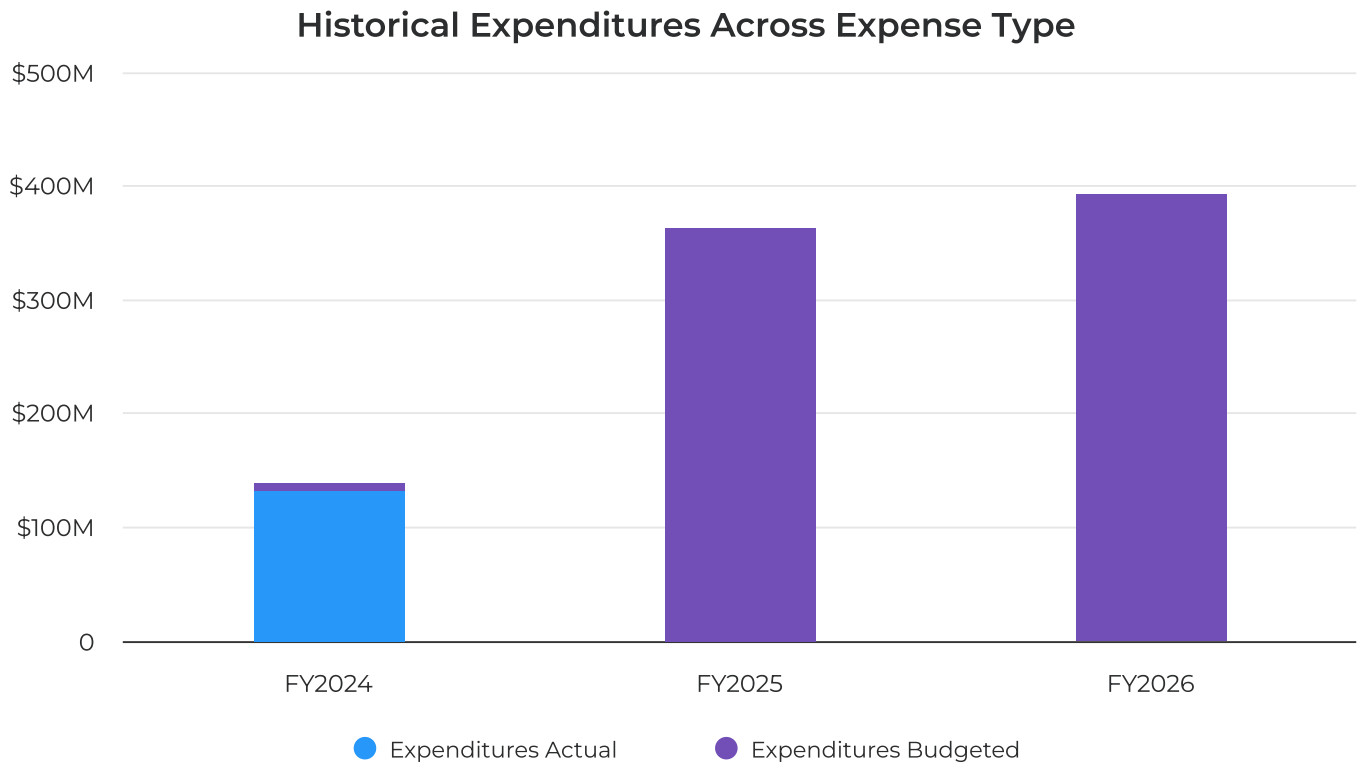

The Town's total expenditures budgeted for FY2026 amount to $393.5 million, reflecting an 8.2% increase from the FY2025 budgeted expenditures of $363.7 million. This continues the upward trend following the substantial 162.67% increase observed in FY2025 compared to its prior period.

Expenditures by Object

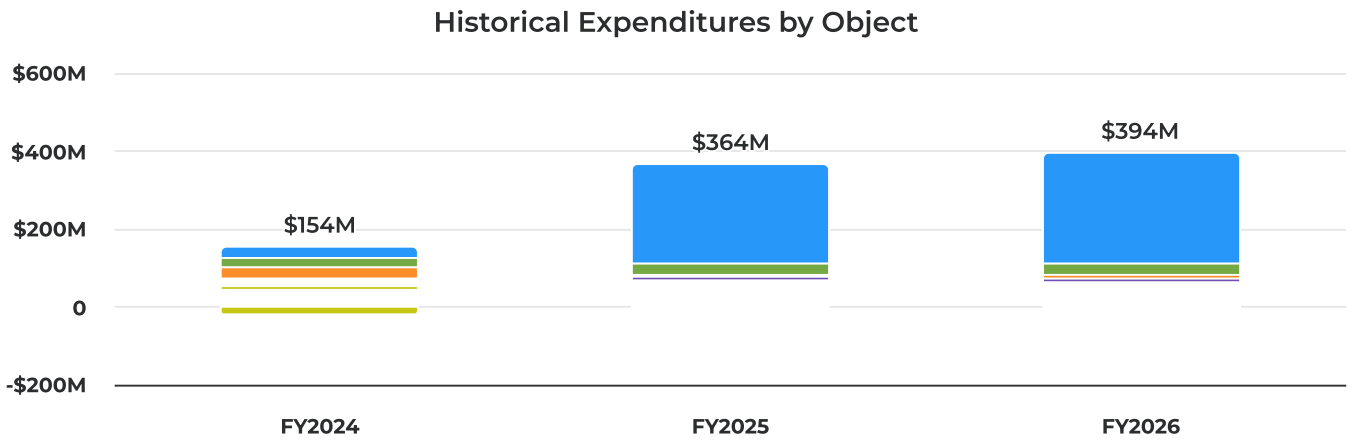

- Construction
- Raw Water Acquisitions
- Health Insurance
- Maintenance Contracts
- FICA - Social Security
- CBT Assessment Fees
- Property & Liability Insurance
- Water Meters & Yokes
- Legal Services
- Program Operations
- Economic Development Incentives
- Engineering Services
- Bldgs/Grounds Maint Services
- Salaries - Overtime
- FICA - Medicare
- Lease - Water
- Collection Maint Services
- Health Savings Account
- Amortization (P 13)
- Certificates of Participation - Interest
- Certificates of Participation - Principal
- Workers Compensation
- Vehicle Fuel
- Street Maint Supplies
- Salaries - Bonuses
- Vehicle Maint Services
- Park Maint Supplies
- Bldgs/Grounds Maint Supplies
- Auditing/Accounting Services
- PTO Sell Back
- Salaries - Regular
- Indirect Cost Allocation
- Salaries - Part-time
- Arbitrage Rebate
- Transfer to Fleet & Equipment Acquistion Fund
- Retirement Plan - Defined Contribution
- Capital Leases - Principal
- Consultation Services - Reimbursable
- Open Space Acquisition
- Property Insurance Claims
- Plant Chemicals
- Revenue Bonds - Principal
- Utilities - Water Service
- Subscriptions (SBITAs)
- Dispatching Services
- Revenue Bonds - Interest
- Travel & Conferences
- Tools & Equipment
- Street Striping Services
- Bank Charges
- Transfer to Airport Fund
- Membership Dues
- Water Conservation Program
- Utilities - Telecom Service
- Other Equipment
- Utilities - Internet/Data Service
- Utilities - Gas Service
- Employee Appreciation Program
- Safety Supplies
- Postage
- Transfer to Capital Improvement Fund
- Consultation Services
- Depreciation (P 13)
- Utilities - Electric Service
- Heavy Equipment
- General Obligation Bonds - Principal
- IGA Reimbursements - HOA Pocket Park
- Transfer to General Fund
- Non-project
- Software Services & Licenses
- Street Maint Services
- Equipment Maint Services
- Retirement Plan - FPPA
- Concrete Maintenance Program
- Land
- Special Events
- Office Equipment
- General Obligation Bonds - Interest
- Training & Tuition
- Utilities - Waste Disposal Service
- Dental Insurance
- Life Insurance
- Clothing & Uniforms
- Space Rental
- Active Net Fees
- Engineering Services - Reimbursable
- Equipment Maint Supplies
- Solids Disposal
- Other Employee Benefits
- Treatment Supplies

- Shop Supplies
- Distribution Maint Supplies
- Lifestyle Spending Account
- Vision Insurance
- Public Safety Equipment
- Furniture
- Salaries Adjustments
- Tree Incentive Programs - Park Programs
- Paid Parental Leave
- Restroom Rental
- Recreation Equipment
- Forestry Maint Supplies
- Household Haz Waste Program
- Legal Services - Litigation
- Tree Certificate Redemption - New Construction
- Signage & Traffic Controls
- ECP Concession Supplies
- Pump Station Maint Services
- Legal Services - Reimbursable
- Equipment/Vehicle Rental - Operating Lease
- Equipment Less than $10K, Non-Capital
- Permits, Licenses & Other Fees
- Vehicle Maint Supplies
- Pump Station Maint Supplies
- Employee Tuition Assistance Program
- Airport Advisory Board
- Mowing Services
- Investigation Supplies
- Historical Preservation Commission
- Laboratory Supplies
- Peer Support
- Courier Services
- Loans Payable - Interest
- Recording Fees
- Planning Operating
- Court Appointed Attorney
- Traffic Patrol Supplies
- Towing/Impoundment Services
- Incarceration Services
- Juror Fees
- Benefit Expense Allocation
- Cash Drawer Long/Short
- Laboratory Services
- Reimbursable Capital Projects
- Grants to Erie Chamber of Commerce
- Legal Services - Other
- Capital Leases - Interest
- Open Space/Trails Maint Supplies
- Printing & Copy Services
- Ditch Supply Access Fees
- Noncap Reclass (PD 13)
- Loans Payable - Principal
- Advertising & Publishing
- Economic Development
- Sprinkler Syst Maint Supplies
- Athletic Field Maint Supplies
- Employee Assistance Program
- Safety Program
- Restorative Justice Program
- County Treasurer's Fees
- Recruitment
- Staffing Services
- Election Services - Mail Ballot
- Dust Abatement Services
- Vandalism Maint Supplies
- Utilities - Telecom Allocation
- Signal Maint Services
- Playground Maint Supplies
- Shop Services
- Property Taxes
- Transfer to General Fund - Indirect Cost
- Background Screening
- Translation Services
- Generator Fuel
- Advertising & Publishing - Reimbursable
- Printer Supplies
- Recording Fees - Reimbursable
- Salaries - Overtime - Reimb
- Amort. of Bond Ins. Prem. (P13)
- Utilities - Reimbursable
- Informant Fees
- Transfers to Storm Drainage Operating Fund
- Transfers to Water Fund
- Interest Accrual (P 13)
- Grants to Other Outside Agencies
- Community Engagement
- Marketing
- Food & Related Services
- SUTA
- Internship program
- Trees & Plants
- Utilities - Telecom System Lease
- Grants to Erie Economic Development Council
- Distribution Maint Services
- Server Equipment
- Mosquito Control Program
- Office Equipment Maint Services
- Efficiency Program
- Water Storage Maint Services
- Pool Chemicals/Maint Supplies
- Books, Publications & Reference Materials
- Ammunition & Targets
- PTO Payable Adjustment (P 13)
- Collection Maint Supplies
- Utilities - Phone Stipend
- Fitness Equip Maint Supplies
- Animal Impoundment
- Records Management
- Codification Services
- Cafeteria Plan
- Sustainability Committee
- Drug Task Force Program Expenses
- Salaries - Overtime - Leaf
- Salaries - Temporary
- Tree Board Operating
- Concrete Repair Services - Reimb.
- Code Enforcement Supplies
- Drug & Alcohol Testing
- Paying Agent Fees
- SWAT Team Equipment
- OSTAB Operating
- Sentencing Fund
- Employee Relocation
- Transfer to Transportation IMpact Fund
- Transfers to Wastewater Fund
- Vision Insurance - Employee Contribution

- Loss on Disposition of Capital Assets (P 13)
- Office Supplies
- Health Insurance - Employee Contribution
- Amort. of Bond Deferrals (P 13)
- Noncap Reclass (Pd 13)
- Principal Payment Offset (P 13)
- Dental Insurance - Employee Contribution
- P&L Insurance Allocation
- Capitalized Assets - Enterprise Funds (P 13)

The Town's total expenses for FY2026 increased by 8.2% to $393.5 million compared to the previous year. Construction remained the largest expenditure category, rising by $29.5 million or 11.64% to $283.4 million, now representing 72.01% of total expenses, up from 69.79% the prior year.

Salaries - Regular also increased by $2.3 million or 8.11%, reaching $31 million and maintaining a similar share of 7.88% of total expenses. The Transfer to Capital Improvement Fund saw a significant increase of $3.5 million or 53.85%, totaling $10 million and growing from 1.79% to 2.54% of the budget.

Health Insurance expenses rose by $927,093 or 31.69% to $3.9 million, increasing its share from 0.8% to 0.98%. Arbitrage Rebate increased by $690,199 or 27.61% to $3.2 million, now 0.81% of total expenses. Salaries - Part-time grew modestly by $232,719 or 6.85% to $3.6 million, holding steady at 0.92% of the budget.

Raw Water Acquisitions decreased by $625,250 or 7.49% to $7.7 million, reducing its share from 2.3% to 1.96%. Consultation Services declined by $1.6 million or 31.71% to $3.5 million, lowering its portion from 1.4% to 0.88%. The Transfer to General Fund category was eliminated, dropping $2.9 million or 100% from the previous year.

Other notable increases included Collection Maintenance Services, which rose by $452,100 or 235.47% to $644,100, Property & Liability Insurance up by $374,095 or 32.18% to $1.5 million, and Maintenance Contracts increasing by $352,875 or 20.8% to $2 million. Conversely, Consultation Services - Reimbursable decreased by $2.1 million or 84.78% to $375,000, and Engineering Services fell by $669,492 or 50.06% to $667,798.

Expenditures by Object

Category	2024 Actuals	2025 Adopted	2026 Proposed	2025 Adopted vs. 2026 Proposed (% Change)
Utilities - Phone Stipend	-	$29,220.00	$35,700.00	22.18%
Town Administration	-	$540.00	$4,320.00	700.00%
Human Resources	-	-	$540.00	-
Information Technology	-	$540.00	$540.00	0.00%
Planning & Development	-	$540.00	-	-100.00%
Finance	-	$3,240.00	$1,620.00	-50.00%
Parks & Recreation	-	$14,640.00	$15,180.00	3.69%
Public Works	-	$5,940.00	$9,720.00	63.64%
Utilities	-	$3,780.00	$3,780.00	0.00%
Recruitment	-	$12,000.00	$77,000.00	541.67%
Human Resources	-	$12,000.00	$77,000.00	541.67%
Sentencing Fund	-	$2,000.00	-	-100.00%
Town Administration	-	$2,000.00	-	-100.00%
Health Savings Account	$165,767.05	$262,800.00	$462,201.65	75.88%
Central Charges	$165,767.05	$262,800.00	$462,201.65	75.88%
Salaries - Regular	$24,163,618.43	$28,700,885.44	$31,027,923.95	8.11%
Legislative	$35,729.86	-	-	-
Town Administration	$1,410,764.95	$1,864,092.62	$2,148,784.69	15.27%
Communications & Community Engagement	$506,514.92	$593,371.49	$646,639.74	8.98%
Economic Development	$473,980.10	$502,357.01	$570,006.99	13.47%

Category	2024 Actuals	2025 Adopted	2026 Proposed	2025 Adopted vs. 2026 Proposed (% Change)
Human Resources	$969,291.40	$1,128,105.77	$1,201,439.93	6.50%
Information Technology	$562,629.53	$635,781.28	$665,372.13	4.65%
Environmental Services	$486,606.50	$568,231.13	$643,522.03	13.25%
Planning & Development	$2,561,730.08	$2,760,832.12	$2,827,940.57	2.43%
Finance	$1,410,518.02	$1,776,405.57	$1,920,710.90	8.12%
Parks & Recreation	$3,856,506.00	$4,909,554.90	$4,784,740.48	-2.54%
Police	$5,989,904.98	$6,522,350.63	$7,369,244.30	12.98%
Public Works	$2,865,188.26	$3,788,824.29	$4,001,319.84	5.61%
Utilities	$3,034,253.83	$3,650,978.63	$4,248,202.35	16.36%
Salaries - Part-time	$2,778,767.55	$3,396,648.90	$3,629,368.17	6.85%
Legislative	-	$66,744.00	$66,096.00	-0.97%
Environmental Services	$19,159.06	$30,349.24	$32,270.85	6.33%
Planning & Development	$3,947.34	-	-	-
Parks & Recreation	$2,755,661.15	$3,299,555.66	$3,433,125.60	4.05%
Public Works	-	-	$97,875.73	-
Salaries - Temporary	-	$15,600.00	-	-100.00%
Planning & Development	-	$15,600.00	-	-100.00%
Salaries - Overtime	$438,168.77	$531,961.00	$554,099.00	4.16%
Town Administration	$4,915.92	$21,500.00	$19,000.00	-11.63%
Communications & Community Engagement	$5,036.63	$3,000.00	$3,000.00	0.00%
Human Resources	$193.00	$1,000.00	$1,000.00	0.00%
Information Technology	$251.35	$800.00	$500.00	-37.50%
Environmental Services	$5,199.23	$1,600.00	$1,600.00	0.00%
Planning & Development	$11,584.83	$17,500.00	$12,000.00	-31.43%
Finance	$1,044.64	$7,500.00	$5,500.00	-26.67%
Parks & Recreation	$49,986.62	$98,400.00	$50,992.00	-48.18%
Police	$284,135.13	$220,500.00	$289,100.00	31.11%
Public Works	$20,894.77	$24,011.00	$18,800.00	-21.70%
Utilities	$54,926.65	$136,150.00	$152,607.00	12.09%
Salaries - Overtime - Reimb	$297.20	$4,000.00	$2,000.00	-50.00%
Public Works	$297.20	$4,000.00	$2,000.00	-50.00%
Salaries - Overtime - Leaf	$1,073.57	$9,700.00	$9,700.00	0.00%
Police	$1,073.57	$9,700.00	$9,700.00	0.00%
Salaries - Bonuses	$142,913.18	$192,850.00	$175,575.00	-8.96%
Town Administration	$5,386.53	$30,700.00	$21,500.00	-29.97%
Communications & Community Engagement	$3,080.01	$3,000.00	$3,500.00	16.67%
Economic Development	$3,802.13	$2,000.00	$2,000.00	0.00%
Human Resources	$5,484.99	$8,000.00	$6,000.00	-25.00%
Information Technology	$5,654.40	$4,000.00	$6,000.00	50.00%
Environmental Services	$2,049.00	$2,000.00	$2,000.00	0.00%
Planning & Development	$15,719.72	$34,900.00	$15,500.00	-55.59%
Finance	$7,719.55	$8,000.00	$7,500.00	-6.25%
Parks & Recreation	$22,654.22	$21,000.00	$24,500.00	16.67%
Police	$23,760.24	$37,000.00	$35,600.00	-3.78%
Public Works	$26,903.78	$30,250.00	$32,875.00	8.68%

Category	2024 Actuals	2025 Adopted	2026 Proposed	2025 Adopted vs. 2026 Proposed (% Change)
Utilities	$20,698.61	$12,000.00	$18,600.00	55.00%
Salaries Adjustments	-	$59,920.00	$136,500.00	127.80%
Human Resources	-	$31,000.00	-	-100.00%
Information Technology	-	-	$19,500.00	-
Planning & Development	-	-	$24,000.00	-
Parks & Recreation	-	$28,920.00	$65,800.00	127.52%
Public Works	-	-	$22,700.00	-
Utilities	-	-	$4,500.00	-
PTO Payable Adjustment (P 13)	$80,115.22	-	-	-
Utilities	$80,115.22	-	-	-
PTO Sell Back	$96,817.53	$131,000.00	$104,500.00	-20.23%
Communications & Community Engagement	$1,888.19	$2,000.00	$2,000.00	0.00%
Human Resources	$5,803.47	$8,000.00	$6,000.00	-25.00%
Information Technology	$8,928.50	$6,000.00	$6,000.00	0.00%
Environmental Services	-	-	$3,000.00	-
Planning & Development	$7,117.39	-	$9,000.00	-
Finance	$3,468.71	-	$7,500.00	-
Parks & Recreation	$15,452.67	$15,000.00	$18,000.00	20.00%
Police	$37,441.89	-	$45,000.00	-
Public Works	$3,352.32	-	$8,000.00	-
Central Charges	-	$100,000.00	-	-100.00%
Utilities	$13,364.39	-	-	-
Internship program	-	$113,000.00	$90,000.00	-20.35%
Human Resources	-	$113,000.00	$90,000.00	-20.35%
Paid Parental Leave	$177,473.14	-	-	-
Economic Development	$18,669.87	-	-	-
Planning & Development	$7,989.67	-	-	-
Parks & Recreation	$47,487.88	-	-	-
Police	$55,174.21	-	-	-
Public Works	$11,875.05	-	-	-
Utilities	$36,276.46	-	-	-
Benefit Expense Allocation	-	$0.01	-	-100.00%
Legislative	$10,923.63	$18,486.74	$19,150.17	3.59%
Town Administration	$410,506.26	$508,061.95	$622,573.15	22.54%
Communications & Community Engagement	$149,419.43	$164,351.90	$187,352.67	13.99%
Economic Development	$144,210.28	$139,142.73	$165,149.66	18.69%
Human Resources	$283,594.96	$312,462.47	$348,096.42	11.40%
Information Technology	$164,443.00	$176,098.55	$192,780.05	9.47%
Environmental Services	$143,574.30	$160,335.30	$189,171.28	17.98%
Planning & Development	$753,640.57	$767,132.06	$819,346.82	6.81%
Finance	$410,066.91	$492,028.41	$556,492.73	13.10%
Parks & Recreation	$1,404,493.10	$1,501,364.05	$1,675,865.52	11.62%
Police	$1,733,089.95	$1,594,495.07	$2,088,657.87	30.99%
Public Works	$848,287.78	$1,026,824.35	$1,142,713.30	11.29%
Central Charges	-$7,360,692.94	-$7,859,217.70	-$9,238,192.70	17.55%

Category	2024 Actuals	2025 Adopted	2026 Proposed	2025 Adopted vs. 2026 Proposed (% Change)
Utilities	$904,442.77	$998,434.13	$1,230,843.06	23.28%
FICA - Social Security	$1,339,246.59	$1,549,166.14	$1,722,924.87	11.22%
Central Charges	$1,339,246.59	$1,549,166.14	$1,722,924.87	11.22%
FICA - Medicare	$390,484.66	$445,759.51	$501,185.03	12.43%
Central Charges	$390,484.66	$445,759.51	$501,185.03	12.43%
SUTA	$53,765.95	$80,000.00	$80,000.00	0.00%
Central Charges	$53,765.95	$80,000.00	$80,000.00	0.00%
Retirement Plan - Defined Contribution	$905,087.71	$1,248,776.49	$1,452,997.05	16.35%
Central Charges	$905,087.71	$1,248,776.49	$1,452,997.05	16.35%
Retirement Plan - FPPA	$492,296.97	$487,324.55	$589,718.05	21.01%
Central Charges	$492,296.97	$487,324.55	$589,718.05	21.01%
Health Insurance	$3,823,716.39	$2,925,837.38	$3,852,930.84	31.69%
Central Charges	$3,823,716.39	$2,925,837.38	$3,852,930.84	31.69%
Health Insurance - Employee Contribution	-$494,311.52	-$285,949.00	-$300,000.00	4.91%
Central Charges	-$494,311.52	-$285,949.00	-$300,000.00	4.91%
Vision Insurance	$73,255.40	$84,284.79	$89,047.92	5.65%
Central Charges	$73,255.40	$84,284.79	$89,047.92	5.65%
Vision Insurance - Employee Contribution	-$6,003.83	-$8,000.00	-$8,000.00	0.00%
Central Charges	-$6,003.83	-$8,000.00	-$8,000.00	0.00%
Dental Insurance	$207,320.06	$258,009.05	$262,098.12	1.58%
Central Charges	$207,320.06	$258,009.05	$262,098.12	1.58%
Dental Insurance - Employee Contribution	-$30,473.42	-$25,000.00	-$25,000.00	0.00%
Central Charges	-$30,473.42	-$25,000.00	-$25,000.00	0.00%
Life Insurance	$206,416.56	$219,500.78	$246,764.17	12.42%
Central Charges	$206,416.56	$219,500.78	$246,764.17	12.42%
Workers Compensation	$418,032.25	$305,383.00	-	-100.00%
Planning & Development	$2,351.71	-	-	-
Parks & Recreation	$20,089.02	-	-	-
Police	$2,213.37	-	-	-
Public Works	$2,699.47	-	-	-
Central Charges	$385,951.32	$305,383.00	-	-100.00%
Utilities	$4,727.36	-	-	-
Cafeteria Plan	$6,702.10	$15,000.00	$15,000.00	0.00%
Central Charges	$6,702.10	$15,000.00	$15,000.00	0.00%
Employee Assistance Program	$35,622.92	$40,000.00	$40,000.00	0.00%
Central Charges	$35,622.92	$40,000.00	$40,000.00	0.00%
Lifestyle Spending Account	-	-	$256,325.00	-
Central Charges	-	-	$256,325.00	-
Employee Appreciation Program	$100,840.33	$131,400.00	$130,500.00	-0.68%
Town Administration	$32,163.15	$41,900.00	$41,900.00	0.00%
Human Resources	$43,013.69	$41,300.00	$40,900.00	-0.97%
Finance	$893.19	-	-	-

Category	2024 Actuals	2025 Adopted	2026 Proposed	2025 Adopted vs. 2026 Proposed (% Change)
Parks & Recreation	$9,559.19	$33,700.00	$33,600.00	-0.30%
Police	$15,211.11	$14,500.00	$14,100.00	-2.76%
Employee Tuition Assistance Program	$10,000.00	$20,000.00	$15,000.00	-25.00%
Human Resources	$10,000.00	$20,000.00	$15,000.00	-25.00%
Clothing & Uniforms	$129,320.38	$258,219.50	$221,019.00	-14.41%
Legislative	$225.00	$1,400.00	$1,400.00	0.00%
Town Administration	$399.34	$1,650.00	$1,650.00	0.00%
Communications & Community Engagement	-	$600.00	$720.00	20.00%
Economic Development	$468.00	$600.00	$900.00	50.00%
Human Resources	$1,246.51	$1,200.00	$1,550.00	29.17%
Information Technology	$168.41	$1,205.00	$680.00	-43.57%
Environmental Services	$489.94	$3,854.50	$2,120.00	-45.00%
Planning & Development	$7,685.92	$12,845.00	$8,675.00	-32.46%
Finance	$874.15	$1,080.00	$990.00	-8.33%
Parks & Recreation	$36,693.74	$58,400.00	$54,400.00	-6.85%
Police	$37,735.28	$87,172.00	$74,900.00	-14.08%
Public Works	$15,051.57	$35,970.00	$18,304.00	-49.11%
Utilities	$28,282.52	$52,243.00	$54,730.00	4.76%
Employee Relocation	$1,000.00	-	-	-
Parks & Recreation	$1,000.00	-	-	-
Other Employee Benefits	$27,573.82	$285,825.00	$32,500.00	-88.63%
Human Resources	$27,573.82	$29,500.00	$32,500.00	10.17%
Central Charges	-	$256,325.00	-	-100.00%
Utilities - Electric Service	$1,687,157.89	$1,556,972.00	$1,700,111.00	9.19%
Environmental Services	$2,078.85	$5,000.00	$5,000.00	0.00%
Planning & Development	$122.70	-	-	-
Parks & Recreation	$286,695.00	$243,880.00	$243,880.00	0.00%
Police	$29,110.42	-	$50,000.00	-
Public Works	$530,359.14	$412,141.00	$415,000.00	0.69%
Central Charges	$2,816.53	-	-	-
Utilities	$835,975.25	$895,951.00	$986,231.00	10.08%
Utilities - Gas Service	$123,013.45	$166,884.00	$155,716.00	-6.69%
Planning & Development	$272.11	-	-	-
Police	$4,234.71	-	-	-
Public Works	$62,643.46	$89,093.00	$74,000.00	-16.94%
Utilities	$55,863.17	$77,791.00	$81,716.00	5.05%
Utilities - Waste Disposal Service	$244,496.78	$272,993.00	$283,564.00	3.87%
Environmental Services	$183,722.10	$202,247.00	$202,247.00	0.00%
Parks & Recreation	$600.00	$7,500.00	$7,500.00	0.00%
Police	$2,033.00	-	-	-
Public Works	$29,798.83	$38,100.00	$38,100.00	0.00%
Utilities	$28,342.85	$25,146.00	$35,717.00	42.04%
Utilities - Water Service	$513,027.96	$562,580.00	$568,122.00	0.99%
Planning & Development	$367.02	-	-	-

Category	2024 Actuals	2025 Adopted	2026 Proposed	2025 Adopted vs. 2026 Proposed (% Change)
Parks & Recreation	$441,752.59	$452,790.00	$452,790.00	0.00%
Police	$2,994.02	-	-	-
Public Works	$36,152.53	$32,838.00	$31,038.00	-5.48%
Utilities	$31,761.80	$76,952.00	$84,294.00	9.54%
Utilities - Telecom Service	$145,754.35	$184,200.00	$222,600.00	20.85%
Public Works	$1,555.58	-	$1,700.00	-
Central Charges	$144,198.77	$184,200.00	$220,900.00	19.92%
Utilities - Internet/Data Service	$88,798.68	$160,000.00	$214,500.00	34.06%
Parks & Recreation	$9,803.69	$62,800.00	$45,300.00	-27.87%
Central Charges	$78,994.99	$97,200.00	$169,200.00	74.07%
Utilities - Telecom System Lease	$58,972.34	$60,096.00	$60,000.00	-0.16%
Central Charges	$58,972.34	$60,096.00	$60,000.00	-0.16%
Utilities - Telecom Allocation	$54,921.66	-$5,481.88	-	-100.00%
Legislative	$6,996.00	$844.08	$860.99	2.00%
Town Administration	$7,392.00	$25,904.99	$27,990.77	8.05%
Communications & Community Engagement	-	$7,513.53	$8,423.34	12.11%
Economic Development	$1,104.00	$6,421.66	$7,425.10	15.63%
Human Resources	$1,104.00	$14,135.96	$15,650.35	10.71%
Information Technology	$6,504.00	$8,049.19	$8,667.36	7.68%
Environmental Services	-	$5,424.59	$8,803.10	62.28%
Planning & Development	$12,096.00	$35,316.26	$36,837.69	4.31%
Finance	$3,096.00	$22,603.10	$25,019.81	10.69%
Parks & Recreation	$112,826.34	$46,931.67	$107,048.58	128.09%
Police	$68,862.83	$72,438.08	$95,754.44	32.19%
Public Works	$23,667.38	$47,956.04	$52,279.98	9.02%
Central Charges	-$268,200.00	-$333,600.00	-$450,100.00	34.92%
Utilities	$79,473.11	$34,578.97	$55,338.49	60.04%
Utilities - Reimbursable	$2,925.10	-	-	-
Parks & Recreation	$2,925.10	-	-	-
Maintenance Contracts	$2,007,749.92	$1,696,356.00	$2,049,231.00	20.80%
Town Administration	$74,351.07	$82,900.00	$72,300.00	-12.79%
Communications & Community Engagement	$41,066.40	-	-	-
Economic Development	$71,153.99	-	-	-
Human Resources	$33,483.00	$21,000.00	$39,635.00	88.74%
Information Technology	$105,543.39	$224,700.00	$137,100.00	-38.99%
Planning & Development	$11,656.00	$30,000.00	-	-100.00%
Finance	$39,216.50	-	-	-
Parks & Recreation	$13,357.55	$48,000.00	$303,400.00	532.08%
Police	$172,675.95	$272,100.00	$260,700.00	-4.19%
Public Works	$463,765.38	$586,399.00	$616,903.00	5.20%
Central Charges	$800,574.65	$106,400.00	$227,000.00	113.35%
Utilities	$180,906.04	$324,857.00	$392,193.00	20.73%
Software Services & Licenses	-$165,878.50	$1,248,215.00	$1,234,437.50	-1.10%
Town Administration	-	$3,000.00	-	-100.00%

Category	2024 Actuals	2025 Adopted	2026 Proposed	2025 Adopted vs. 2026 Proposed (% Change)
Communications & Community Engagement	-	$49,000.00	$93,700.00	91.22%
Economic Development	-	$63,430.00	$66,513.00	4.86%
Human Resources	-	$40,000.00	$46,540.00	16.35%
Information Technology	-	-	$45,100.00	-
Planning & Development	-$251,696.92	$1,100.00	$8,935.00	712.27%
Finance	-	$52,500.00	$65,000.00	23.81%
Parks & Recreation	-	$43,500.00	$46,400.00	6.67%
Police	-	$184,600.00	-	-100.00%
Public Works	$20,466.42	$71,598.00	$58,350.00	-18.50%
Central Charges	$65,352.00	$739,487.00	$796,651.50	7.73%
Utilities	-	-	$7,248.00	-
Bldgs/Grounds Maint Services	$439,632.83	$690,250.00	$534,263.00	-22.60%
Environmental Services	$5,100.00	$55,100.00	-	-100.00%
Parks & Recreation	$173,802.76	$250,250.00	$198,800.00	-20.56%
Public Works	$100,947.03	$276,130.00	$231,693.00	-16.09%
Utilities	$159,783.04	$108,770.00	$103,770.00	-4.60%
Office Equipment Maint Services	$43,227.45	$42,000.00	$44,400.00	5.71%
Parks & Recreation	$6,159.89	-	-	-
Central Charges	$37,067.56	$42,000.00	$44,400.00	5.71%
Mowing Services	-	$15,180.00	$21,000.00	38.34%
Utilities	-	$15,180.00	$21,000.00	38.34%
Vehicle Maint Services	$98,264.94	$193,800.00	$176,727.00	-8.81%
Planning & Development	-	$1,900.00	-	-100.00%
Parks & Recreation	-	$13,600.00	-	-100.00%
Police	-	$52,800.00	$2,412.00	-95.43%
Public Works	-	$8,800.00	-	-100.00%
Utilities	$98,264.94	$116,700.00	$174,315.00	49.37%
Equipment Maint Services	$526,563.67	$745,535.00	$634,555.00	-14.89%
Information Technology	$11,772.26	$3,000.00	$1,800.00	-40.00%
Environmental Services	-	$20,000.00	$20,000.00	0.00%
Parks & Recreation	$13,502.25	$49,600.00	$25,500.00	-48.59%
Police	$36,153.90	$86,300.00	$86,300.00	0.00%
Public Works	$64,858.08	$180,575.00	$115,794.00	-35.87%
Utilities	$400,277.18	$406,060.00	$385,161.00	-5.15%
Street Maint Services	$531,155.94	$732,100.00	$882,100.00	20.49%
Public Works	$531,155.94	$732,100.00	$882,100.00	20.49%
Street Striping Services	$274,737.85	$285,000.00	$300,000.00	5.26%
Public Works	$274,737.85	$285,000.00	$300,000.00	5.26%
Concrete Repair Services - Reimb.	-	$10,000.00	-	-100.00%
Public Works	-	$10,000.00	-	-100.00%
Signal Maint Services	$4,848.04	$20,000.00	$20,000.00	0.00%
Public Works	$4,848.04	$20,000.00	$20,000.00	0.00%
Dust Abatement Services	$17,836.00	$21,600.00	$21,600.00	0.00%
Public Works	$17,836.00	$21,600.00	$21,600.00	0.00%

Category	2024 Actuals	2025 Adopted	2026 Proposed	2025 Adopted vs. 2026 Proposed (% Change)
Collection Maint Services	$162,408.35	$192,000.00	$644,100.00	235.47%
Utilities	$162,408.35	$192,000.00	$644,100.00	235.47%
Distribution Maint Services	$61,947.89	$50,068.00	$46,000.00	-8.12%
Utilities	$61,947.89	$50,068.00	$46,000.00	-8.12%
Pump Station Maint Services	$11,718.82	$36,873.00	$49,873.00	35.26%
Utilities	$11,718.82	$36,873.00	$49,873.00	35.26%
Water Storage Maint Services	$27,000.00	$40,800.00	$46,041.00	12.85%
Utilities	$27,000.00	$40,800.00	$46,041.00	12.85%
Bldgs/Grounds Maint Supplies	$101,512.09	$124,656.00	$149,690.00	20.08%
Environmental Services	$194.94	$1,000.00	$2,000.00	100.00%
Parks & Recreation	$249.16	$5,700.00	-	-100.00%
Public Works	$74,173.71	$101,854.00	$125,608.00	23.32%
Utilities	$26,894.28	$16,102.00	$22,082.00	37.14%
Equipment Less than $10K, Non-Capital	-	$40,000.00	$29,716.00	-25.71%
Parks & Recreation	-	$40,000.00	$29,716.00	-25.71%
Office Equipment	$178,196.30	$485,080.00	$296,235.00	-38.93%
Town Administration	$24.49	-	$2,500.00	-
Human Resources	$582.00	$3,000.00	-	-100.00%
Information Technology	$1,451.78	$2,500.00	$4,100.00	64.00%
Planning & Development	$2,935.83	$5,400.00	$2,400.00	-55.56%
Finance	$587.49	-	-	-
Police	$2,464.81	$1,000.00	$500.00	-50.00%
Public Works	$15,754.95	$11,500.00	$25,000.00	117.39%
Central Charges	$154,394.95	$461,680.00	$261,735.00	-43.31%
Office Supplies	-$303,323.12	$89,023.00	$67,373.00	-24.32%
Legislative	$1,343.45	$1,500.00	$1,500.00	0.00%
Town Administration	$4,051.62	$6,900.00	$6,400.00	-7.25%
Communications & Community Engagement	$425.92	$3,500.00	$2,000.00	-42.86%
Economic Development	$217.74	$2,000.00	$1,000.00	-50.00%
Human Resources	$3,440.89	$5,400.00	$2,500.00	-53.70%
Information Technology	$642.32	$1,325.00	$1,000.00	-24.53%
Environmental Services	$2,961.94	$2,700.00	$950.00	-64.81%
Planning & Development	$2,619.59	$6,400.00	$5,500.00	-14.06%
Finance	$6,338.74	$7,000.00	$3,700.00	-47.14%
Parks & Recreation	$16,262.79	$18,600.00	$18,600.00	0.00%
Police	$9,591.44	$15,625.00	$10,000.00	-36.00%
Public Works	$13,460.78	$9,800.00	$5,550.00	-43.37%
Central Charges	-$369,013.15	-	-	-
Utilities	$4,332.81	$8,273.00	$8,673.00	4.84%
Printer Supplies	$2,285.06	$2,400.00	$3,200.00	33.33%
Parks & Recreation	$141.99	-	-	-
Central Charges	$2,143.07	$2,400.00	$3,200.00	33.33%
Tools & Equipment	$296,169.33	$332,564.00	$250,410.00	-24.70%
Environmental Services	$110,078.50	$55,000.00	-	-100.00%
Planning & Development	$1,100.21	$4,200.00	$2,700.00	-35.71%

Category	2024 Actuals	2025 Adopted	2026 Proposed	2025 Adopted vs. 2026 Proposed (% Change)
Parks & Recreation	$17,736.96	$25,707.00	$32,500.00	26.42%
Police	$45,552.98	$120,400.00	$98,400.00	-18.27%
Public Works	$43,263.76	$42,250.00	$22,000.00	-47.93%
Utilities	$78,436.92	$85,007.00	$94,810.00	11.53%
Safety Supplies	$74,508.97	$128,704.00	$153,644.00	19.38%
Environmental Services	$53.30	$800.00	$600.00	-25.00%
Parks & Recreation	$24,074.09	$24,950.00	$28,800.00	15.43%
Police	$29,427.42	$66,300.00	$91,700.00	38.31%
Public Works	$7,678.28	$13,350.00	$7,240.00	-45.77%
Utilities	$13,275.88	$23,304.00	$25,304.00	8.58%
Park Maint Supplies	$201,539.31	$174,400.00	$72,500.00	-58.43%
Parks & Recreation	$201,539.31	$174,400.00	$72,500.00	-58.43%
Open Space/Trails Maint Supplies	$81,220.78	$92,300.00	$38,000.00	-58.83%
Parks & Recreation	$81,220.78	$92,300.00	$38,000.00	-58.83%
Trees & Plants	$55,055.98	$58,900.00	$74,500.00	26.49%
Parks & Recreation	$55,055.98	$58,900.00	$74,500.00	26.49%
Forestry Maint Supplies	$54,106.94	$56,700.00	$34,700.00	-38.80%
Parks & Recreation	$54,106.94	$56,700.00	$34,700.00	-38.80%
Sprinkler Syst Maint Supplies	$46,717.92	$49,000.00	$42,250.00	-13.78%
Parks & Recreation	$46,717.92	$49,000.00	$42,250.00	-13.78%
Athletic Field Maint Supplies	$47,526.45	$38,850.00	$39,000.00	0.39%
Parks & Recreation	$47,526.45	$38,850.00	$39,000.00	0.39%
Playground Maint Supplies	$11,217.93	$9,000.00	$18,000.00	100.00%
Parks & Recreation	$11,217.93	$9,000.00	$18,000.00	100.00%
Vandalism Maint Supplies	$8,680.30	$31,000.00	$16,000.00	-48.39%
Parks & Recreation	$8,680.30	$30,000.00	$15,000.00	-50.00%
Public Works	-	$1,000.00	$1,000.00	0.00%
ECP Concession Supplies	$29,108.66	$39,600.00	$37,600.00	-5.05%
Parks & Recreation	$29,108.66	$39,600.00	$37,600.00	-5.05%
Pool Chemicals/Maint Supplies	$33,216.12	$36,200.00	$36,900.00	1.93%
Parks & Recreation	$33,216.12	$36,200.00	$36,900.00	1.93%
Fitness Equip Maint Supplies	$13,163.06	$13,000.00	$31,000.00	138.46%
Parks & Recreation	$13,163.06	$13,000.00	$31,000.00	138.46%
Ammunition & Targets	$26,782.66	$28,572.00	$41,900.00	46.65%
Police	$26,782.66	$28,572.00	$41,900.00	46.65%
SWAT Team Equipment	-	$3,000.00	$3,000.00	0.00%
Police	-	$3,000.00	$3,000.00	0.00%
Investigation Supplies	$9,949.18	$12,800.00	$8,800.00	-31.25%
Police	$9,949.18	$12,800.00	$8,800.00	-31.25%
Traffic Patrol Supplies	$569.27	$2,600.00	$2,600.00	0.00%
Police	$569.27	$2,600.00	$2,600.00	0.00%
Code Enforcement Supplies	$2,448.99	$3,000.00	$3,000.00	0.00%
Police	$2,448.99	$3,000.00	$3,000.00	0.00%
Vehicle Maint Supplies	$10,364.01	$22,000.00	$24,500.00	11.36%
Parks & Recreation	$9.99	-	-	-
Police	$10,354.02	$22,000.00	$24,500.00	11.36%

Category	2024 Actuals	2025 Adopted	2026 Proposed	2025 Adopted vs. 2026 Proposed (% Change)
Equipment Maint Supplies	$99,286.17	$161,860.00	$172,178.00	6.37%
Information Technology	$11,877.80	$61,000.00	$7,600.00	-87.54%
Parks & Recreation	$8,107.14	$7,000.00	$7,000.00	0.00%
Police	$224.74	$1,700.00	$1,700.00	0.00%
Public Works	$11,126.08	$14,800.00	$10,378.00	-29.88%
Utilities	$67,950.41	$77,360.00	$145,500.00	88.08%
Vehicle Fuel	$208,279.92	$210,000.00	$233,218.00	11.06%
Planning & Development	$3,672.00	$3,600.00	$3,518.00	-2.28%
Parks & Recreation	$46,392.00	$45,500.00	$45,954.00	1.00%
Police	$92,052.00	$90,300.00	$106,007.00	17.39%
Public Works	$39,240.00	$38,600.00	$44,776.00	16.00%
Utilities	$26,923.92	$32,000.00	$32,963.00	3.01%
Shop Supplies	$103,819.65	$80,000.00	$102,000.00	27.50%
Parks & Recreation	$48,229.98	$50,000.00	$67,000.00	34.00%
Utilities	$55,589.67	$30,000.00	$35,000.00	16.67%
Street Maint Supplies	$103,060.43	$209,000.00	$254,000.00	21.53%
Public Works	$103,060.43	$209,000.00	$254,000.00	21.53%
Signage & Traffic Controls	$58,055.14	$16,700.00	$35,368.00	111.78%
Public Works	$58,055.14	$16,700.00	$35,368.00	111.78%
Plant Chemicals	$698,333.89	$749,200.00	$751,410.00	0.29%
Utilities	$698,333.89	$749,200.00	$751,410.00	0.29%
Solids Disposal	$103,218.47	$132,220.00	$122,220.00	-7.56%
Utilities	$103,218.47	$132,220.00	$122,220.00	-7.56%
Collection Maint Supplies	$12,962.57	$23,660.00	$34,040.00	43.87%
Utilities	$12,962.57	$23,660.00	$34,040.00	43.87%
Distribution Maint Supplies	$81,862.56	$85,300.00	$106,540.00	24.90%
Utilities	$81,862.56	$85,300.00	$106,540.00	24.90%
Pump Station Maint Supplies	$15,047.17	$17,100.00	$21,400.00	25.15%
Utilities	$15,047.17	$17,100.00	$21,400.00	25.15%
Treatment Supplies	$98,851.15	$93,100.00	$95,670.00	2.76%
Utilities	$98,851.15	$93,100.00	$95,670.00	2.76%
Laboratory Supplies	$3,628.26	$7,500.00	$7,500.00	0.00%
Police	$3,628.26	$7,500.00	$7,500.00	0.00%
Generator Fuel	$1,925.38	$4,055.00	$4,055.00	0.00%
Utilities	$1,925.38	$4,055.00	$4,055.00	0.00%
Legal Services	$972,868.15	$962,040.00	$916,490.00	-4.73%
Town Administration	$511,321.51	$530,000.00	$490,000.00	-7.55%
Human Resources	$21,551.50	$30,000.00	$30,000.00	0.00%
Planning & Development	-	$8,000.00	-	-100.00%
Public Works	-	$3,300.00	$3,500.00	6.06%
Utilities	$439,995.14	$390,740.00	$392,990.00	0.58%
Legal Services - Reimbursable	$28,340.00	$38,390.00	$28,390.00	-26.05%
Town Administration	$28,340.00	$10,000.00	-	-100.00%
Utilities	-	$28,390.00	$28,390.00	0.00%
Legal Services - Litigation	$27,930.63	$50,000.00	$50,000.00	0.00%
Town Administration	$27,930.63	$50,000.00	$50,000.00	0.00%

Category	2024 Actuals	2025 Adopted	2026 Proposed	2025 Adopted vs. 2026 Proposed (% Change)
Legal Services - Other	$55,081.50	$90,000.00	$100,000.00	11.11%
Town Administration	$55,081.50	$90,000.00	$100,000.00	11.11%
Consultation Services	$2,832,557.44	$5,079,322.00	$3,468,512.00	-31.71%
Legislative	-	$30,000.00	$15,000.00	-50.00%
Town Administration	$38,425.00	$5,000.00	$5,000.00	0.00%
Communications & Community Engagement	-	$15,500.00	$14,500.00	-6.45%
Economic Development	$183,199.92	$85,000.00	$50,000.00	-41.18%
Human Resources	$185,650.31	$190,000.00	$159,475.00	-16.07%
Information Technology	$23,858.00	$40,000.00	$25,000.00	-37.50%
Environmental Services	$744,415.48	$650,506.00	$400,000.00	-38.51%
Planning & Development	$253,844.19	$616,386.00	$395,000.00	-35.92%
Finance	$18,000.00	-	-	-
Parks & Recreation	$172,099.30	$411,893.00	$217,000.00	-47.32%
Police	$250,676.78	$305,600.00	$309,400.00	1.24%
Public Works	$554,481.14	$1,757,586.00	$1,034,497.00	-41.14%
Central Charges	$18,573.30	-	$65,000.00	-
Utilities	$389,334.02	$971,851.00	$778,640.00	-19.88%
Consultation Services - Reimbursable	$112,774.81	$2,463,655.00	$375,000.00	-84.78%
Environmental Services	$100,847.31	-	-	-
Planning & Development	$6,157.50	$75,000.00	$75,000.00	0.00%
Parks & Recreation	$5,770.00	$8,655.00	-	-100.00%
Public Works	-	$2,380,000.00	$300,000.00	-87.39%
Engineering Services	$104,220.84	$1,337,290.00	$667,798.00	-50.06%
Public Works	$104,220.84	$1,261,244.00	$612,128.00	-51.47%
Utilities	-	$76,046.00	$55,670.00	-26.79%
Engineering Services - Reimbursable	$81,952.50	$235,858.00	$135,858.00	-42.40%
Public Works	$81,952.50	$235,858.00	$135,858.00	-42.40%
Auditing/Accounting Services	$105,530.00	$125,663.00	$126,000.00	0.27%
Finance	$105,530.00	$125,663.00	$126,000.00	0.27%
Staffing Services	$22,075.00	$51,000.00	-	-100.00%
Human Resources	$2,100.00	$25,000.00	-	-100.00%
Parks & Recreation	$19,975.00	$26,000.00	-	-100.00%
Printing & Copy Services	$40,603.72	$78,383.00	$70,243.00	-10.38%
Legislative	$557.56	$500.00	$500.00	0.00%
Town Administration	$4.50	$1,150.00	$1,150.00	0.00%
Communications & Community Engagement	$692.40	$11,550.00	$9,500.00	-17.75%
Economic Development	$151.36	$1,000.00	$1,000.00	0.00%
Human Resources	$190.00	$500.00	$150.00	-70.00%
Environmental Services	-	$100.00	$100.00	0.00%
Planning & Development	$5,111.08	$5,000.00	$5,000.00	0.00%
Finance	$232.48	$50.00	$50.00	0.00%
Parks & Recreation	$26,202.17	$33,600.00	$33,800.00	0.60%
Police	$5,090.05	$15,500.00	$11,200.00	-27.74%

Category	2024 Actuals	2025 Adopted	2026 Proposed	2025 Adopted vs. 2026 Proposed (% Change)
Public Works	$1,930.64	$6,548.00	$2,075.00	-68.31%
Utilities	$441.48	$2,885.00	$5,718.00	98.20%
Courier Services	$1,914.21	$4,340.00	$3,790.00	-12.67%
Town Administration	$938.10	$1,100.00	$1,100.00	0.00%
Human Resources	-	$150.00	-	-100.00%
Information Technology	$91.58	-	-	-
Planning & Development	$93.15	$500.00	$200.00	-60.00%
Finance	$412.03	-	$300.00	-
Parks & Recreation	$28.98	-	-	-
Police	$181.50	$500.00	$500.00	0.00%
Public Works	-	$500.00	$500.00	0.00%
Utilities	$168.87	$1,590.00	$1,190.00	-25.16%
Election Services - Mail Ballot	$29,396.98	-	$40,000.00	-
Town Administration	$29,396.98	-	$40,000.00	-
Records Management	$13,003.58	$19,500.00	$14,576.00	-25.25%
Town Administration	$13,003.58	$19,500.00	$14,576.00	-25.25%
Codification Services	$17,592.03	$15,000.00	$11,100.00	-26.00%
Legislative	$17,592.03	$15,000.00	$11,100.00	-26.00%
Drug & Alcohol Testing	$910.00	$4,455.00	$2,315.00	-48.04%
Human Resources	$910.00	$4,455.00	$2,315.00	-48.04%
Background Screening	$2,651.50	$10,650.00	$4,450.00	-58.22%
Town Administration	$943.50	$3,000.00	$3,000.00	0.00%
Human Resources	$1,708.00	$7,650.00	$1,450.00	-81.05%
Translation Services	$3,831.47	$4,000.00	$4,000.00	0.00%
Town Administration	$1,540.35	$2,500.00	$2,500.00	0.00%
Police	$2,291.12	$1,500.00	$1,500.00	0.00%
Court Appointed Attorney	$1,730.00	$2,000.00	$3,000.00	50.00%
Town Administration	$1,730.00	$2,000.00	$3,000.00	50.00%
Informant Fees	$57.70	$1,000.00	$400.00	-60.00%
Police	$57.70	$1,000.00	$400.00	-60.00%
Dispatching Services	$399,817.28	$456,600.00	$442,900.00	-3.00%
Police	$399,817.28	$456,600.00	$442,900.00	-3.00%
Animal Impoundment	$14,800.00	$19,760.00	$20,600.00	4.25%
Police	$14,800.00	$19,760.00	$20,600.00	4.25%
Incarceration Services	-	$1,000.00	$500.00	-50.00%
Town Administration	-	$1,000.00	$500.00	-50.00%
Towing/Impoundment Services	-	$1,500.00	$1,500.00	0.00%
Police	-	$1,500.00	$1,500.00	0.00%
Laboratory Services	$100,487.32	$87,838.00	$95,108.00	8.28%
Police	$10,000.00	$15,500.00	$19,500.00	25.81%
Utilities	$90,487.32	$72,338.00	$75,608.00	4.52%
Shop Services	$17,745.87	$8,500.00	$8,500.00	0.00%
Utilities	$17,745.87	$8,500.00	$8,500.00	0.00%
Program Operations	$686,884.65	$978,880.00	$872,480.00	-10.87%
Communications & Community Engagement	$14,935.89	$13,500.00	-	-100.00%
Human Resources	$30.40	$67,500.00	-	-100.00%

Category	2024 Actuals	2025 Adopted	2026 Proposed	2025 Adopted vs. 2026 Proposed (% Change)
Information Technology	$732.84	$1,080.00	$1,080.00	0.00%
Environmental Services	-	$10,000.00	$15,000.00	50.00%
Planning & Development	-	$167,000.00	-	-100.00%
Parks & Recreation	$644,841.35	$708,600.00	$747,400.00	5.48%
Police	$26,344.17	$11,200.00	$9,000.00	-19.64%
Public Works	-	-	$100,000.00	-
Safety Program	$27,523.37	$50,000.00	$30,000.00	-40.00%
Human Resources	$27,523.37	$50,000.00	$30,000.00	-40.00%
Restorative Justice Program	$32,302.53	$38,400.00	$32,300.00	-15.89%
Police	$32,302.53	$38,400.00	$32,300.00	-15.89%
Drug Task Force Program Expenses	-	$10,000.00	$16,500.00	65.00%
Police	-	$10,000.00	$16,500.00	65.00%
Tree Certificate Redemption - New Construction	$400.00	$60,000.00	$61,800.00	3.00%
Parks & Recreation	$400.00	$60,000.00	$61,800.00	3.00%
Tree Incentive Programs - Park Programs	$87,711.39	$40,000.00	$60,000.00	50.00%
Parks & Recreation	$87,711.39	$40,000.00	$60,000.00	50.00%
Mosquito Control Program	$34,709.39	$53,550.00	$53,550.00	0.00%
Parks & Recreation	$34,709.39	$53,550.00	$53,550.00	0.00%
Water Conservation Program	$157,282.13	$247,250.00	$246,500.00	-0.30%
Environmental Services	$157,282.13	$247,250.00	$246,500.00	-0.30%
Household Haz Waste Program	$38,663.00	$48,000.00	$55,000.00	14.58%
Environmental Services	$38,663.00	$48,000.00	$55,000.00	14.58%
Efficiency Program	$55,226.99	$35,000.00	$35,000.00	0.00%
Environmental Services	$55,226.99	$35,000.00	$35,000.00	0.00%
Peer Support	$2,845.18	$6,600.00	$5,600.00	-15.15%
Police	$2,845.18	$6,600.00	$5,600.00	-15.15%
CBT Assessment Fees	$1,035,377.31	$1,277,817.00	$1,417,541.00	10.93%
Utilities	$1,035,377.31	$1,277,817.00	$1,417,541.00	10.93%
Ditch Supply Access Fees	$44,512.65	$59,700.00	$79,385.00	32.97%
Utilities	$44,512.65	$59,700.00	$79,385.00	32.97%
Property & Liability Insurance	$857,480.29	$1,162,467.00	$1,536,561.75	32.18%
Town Administration	$623.50	-	-	-
Parks & Recreation	$2,051.51	-	-	-
Police	$7,557.50	-	-	-
Public Works	$47,240.88	$8,998.00	$36,500.00	305.65%
Central Charges	$800,006.90	$1,153,469.00	$1,500,061.75	30.05%
Property Insurance Claims	$1,551,834.13	$802,874.00	-	-100.00%
Police	$58,968.75	-	-	-
Public Works	$1,487,391.99	$802,874.00	-	-100.00%
Utilities	$5,473.39	-	-	-
P&L Insurance Allocation	-	$0.01	-$556,638.14	-5,566,381,500.00%
Town Administration	$26,796.00	$34,607.04	$69,126.61	99.75%
Communications & Community Engagement	-	-	$26,483.94	-

Category	2024 Actuals	2025 Adopted	2026 Proposed	2025 Adopted vs. 2026 Proposed (% Change)
Economic Development	-	-	$18,359.65	-
Human Resources	-	-	$46,179.63	-
Information Technology	-	-	$26,446.26	-
Environmental Services	-	-	$65,702.93	-
Planning & Development	-	-	$111,532.42	-
Finance	$12,804.00	$16,510.69	$78,390.88	374.79%
Parks & Recreation	$259,500.00	$334,495.11	$486,931.99	45.57%
Police	$80,496.00	$103,821.13	$257,672.50	148.19%
Public Works	$118,200.00	$152,500.92	$165,027.96	8.21%
Central Charges	-$894,504.00	-$1,153,469.00	-$2,093,061.75	81.46%
Utilities	$396,708.00	$511,534.12	$184,568.84	-63.92%
Training & Tuition	$191,137.28	$328,683.00	$312,856.00	-4.82%
Town Administration	$3,825.86	$11,500.00	$11,500.00	0.00%
Communications & Community Engagement	-	$2,800.00	$2,800.00	0.00%
Economic Development	$7,101.36	$9,500.00	$9,500.00	0.00%
Human Resources	$14,725.18	$16,000.00	$66,425.00	315.16%
Information Technology	$674.15	$9,500.00	$5,000.00	-47.37%
Environmental Services	$7,866.49	$14,000.00	$10,000.00	-28.57%
Planning & Development	$18,776.66	$38,400.00	$19,400.00	-49.48%
Finance	$5,951.24	$3,400.00	$3,100.00	-8.82%
Parks & Recreation	$12,202.38	$17,700.00	$19,850.00	12.15%
Police	$59,061.76	$65,500.00	$69,700.00	6.41%
Public Works	$21,462.21	$47,180.00	$31,736.00	-32.73%
Utilities	$39,489.99	$93,203.00	$63,845.00	-31.50%
Travel & Conferences	$245,954.95	$375,862.00	$371,844.00	-1.07%
Legislative	$13,167.53	$32,500.00	$18,000.00	-44.62%
Town Administration	$23,050.12	$55,600.00	$47,150.00	-15.20%
Communications & Community Engagement	$2,080.84	$5,150.00	$20,750.00	302.91%
Economic Development	$30,010.84	$31,000.00	$31,000.00	0.00%
Human Resources	$9,522.83	$14,000.00	$23,545.00	68.18%
Information Technology	$6,910.80	$10,800.00	$15,600.00	44.44%
Environmental Services	$10,510.61	$12,000.00	$13,620.00	13.50%
Planning & Development	$14,689.68	$30,500.00	$17,800.00	-41.64%
Finance	$16,425.11	$20,000.00	$12,475.00	-37.63%
Parks & Recreation	$41,568.89	$33,400.00	$37,800.00	13.17%
Police	$28,378.84	$24,000.00	$38,100.00	58.75%
Public Works	$33,201.84	$81,265.00	$67,024.00	-17.52%
Utilities	$16,437.02	$25,647.00	$28,980.00	13.00%
Postage	$114,084.65	$80,105.00	$111,000.00	38.57%
Finance	$99,395.11	$80,000.00	$110,000.00	37.50%
Parks & Recreation	-	-	$1,000.00	-
Public Works	-	$105.00	-	-100.00%
Central Charges	$14,689.54	-	-	-
Books, Publications & Reference Materials	$27,693.67	$32,742.00	$40,730.00	24.40%

Category	2024 Actuals	2025 Adopted	2026 Proposed	2025 Adopted vs. 2026 Proposed (% Change)
Legislative	$159.00	$600.00	$600.00	0.00%
Town Administration	$370.39	$1,900.00	$2,600.00	36.84%
Communications & Community Engagement	-	$950.00	$650.00	-31.58%
Economic Development	$614.00	$830.00	$830.00	0.00%
Human Resources	$681.14	-	-	-
Environmental Services	-	$200.00	$200.00	0.00%
Planning & Development	$5,509.36	$4,000.00	$3,300.00	-17.50%
Finance	-	$800.00	$400.00	-50.00%
Parks & Recreation	$384.62	$1,500.00	$750.00	-50.00%
Police	$16,808.99	$15,700.00	$15,700.00	0.00%
Public Works	-	$1,300.00	$11,000.00	746.15%
Utilities	$3,166.17	$4,962.00	$4,700.00	-5.28%
Membership Dues	$185,990.22	$249,268.00	$275,259.00	10.43%
Legislative	$38,756.78	$31,600.00	$43,000.00	36.08%
Town Administration	$5,045.45	$9,210.00	$13,245.00	43.81%
Communications & Community Engagement	$400.00	$480.00	$500.00	4.17%
Economic Development	$37,625.00	$40,440.00	$41,840.00	3.46%
Human Resources	$9,223.76	$14,900.00	$15,584.00	4.59%
Information Technology	$2,860.00	$3,300.00	$8,500.00	157.58%
Environmental Services	$11,023.20	$13,170.00	$14,520.00	10.25%
Planning & Development	$8,434.99	$15,800.00	$10,150.00	-35.76%
Finance	$729.00	$3,000.00	$3,250.00	8.33%
Parks & Recreation	$10,853.07	$10,500.00	$12,800.00	21.90%
Police	$20,269.90	$52,500.00	$56,600.00	7.81%
Public Works	$22,839.27	$35,641.00	$36,148.00	1.42%
Central Charges	$1,299.00	-	-	-
Utilities	$16,630.80	$18,727.00	$19,122.00	2.11%
Special Events	$284,242.49	$367,500.00	$356,500.00	-2.99%
Legislative	$9,102.26	$5,000.00	$5,000.00	0.00%
Town Administration	$21.00	-	-	-
Economic Development	$44,944.65	$67,000.00	$68,000.00	1.49%
Human Resources	$50.00	$5,000.00	-	-100.00%
Environmental Services	$18,825.46	$42,000.00	$37,500.00	-10.71%
Planning & Development	$248.98	-	-	-
Parks & Recreation	$198,038.53	$228,000.00	$229,000.00	0.44%
Public Works	$13,011.61	$20,500.00	$17,000.00	-17.07%
Advertising & Publishing	$32,928.93	$83,125.00	$37,500.00	-54.89%
Town Administration	$6,526.15	$7,000.00	$7,000.00	0.00%
Communications & Community Engagement	$371.80	$3,000.00	$2,500.00	-16.67%
Economic Development	$927.88	$15,500.00	$5,500.00	-64.52%
Human Resources	$19,055.25	$36,400.00	$3,600.00	-90.11%
Parks & Recreation	$6,047.85	$18,600.00	$18,900.00	1.61%
Public Works	-	$2,625.00	-	-100.00%

Category	2024 Actuals	2025 Adopted	2026 Proposed	2025 Adopted vs. 2026 Proposed (% Change)
Advertising & Publishing - Reimbursable	$712.25	$4,000.00	$4,000.00	0.00%
Town Administration	$712.25	$4,000.00	$4,000.00	0.00%
Marketing	$78,036.90	$84,200.00	$89,700.00	6.53%
Communications & Community Engagement	$2,581.50	$3,300.00	$8,800.00	166.67%
Economic Development	$75,455.40	$80,900.00	$80,900.00	0.00%
Community Engagement	$51,823.48	$144,050.00	$65,350.00	-54.63%
Communications & Community Engagement	$51,140.35	$71,750.00	$17,350.00	-75.82%
Economic Development	-	$20,000.00	$10,000.00	-50.00%
Human Resources	$683.13	$8,000.00	-	-100.00%
Environmental Services	-	-	$6,700.00	-
Planning & Development	-	$13,000.00	$2,500.00	-80.77%
Police	-	$31,300.00	$28,800.00	-7.99%
Food & Related Services	$59,556.05	$82,860.00	$97,751.00	17.97%
Legislative	$17,480.27	$18,500.00	$25,001.00	35.14%
Town Administration	$1,221.28	$6,000.00	$9,500.00	58.33%
Communications & Community Engagement	-	-	$300.00	-
Human Resources	$9,151.71	$10,000.00	$19,500.00	95.00%
Information Technology	-	-	$900.00	-
Environmental Services	$701.75	$600.00	$600.00	0.00%
Planning & Development	$5,189.91	$5,600.00	$5,600.00	0.00%
Finance	$182.49	$1,000.00	$1,100.00	10.00%
Parks & Recreation	$5,927.23	$6,500.00	$7,000.00	7.69%
Police	$5,959.93	$10,500.00	$8,500.00	-19.05%
Public Works	$9,893.23	$12,500.00	$11,500.00	-8.00%
Utilities	$3,848.25	$11,660.00	$8,250.00	-29.25%
Equipment/Vehicle Rental - Operating Lease	$23,240.06	$27,000.00	$28,250.00	4.63%
Parks & Recreation	$23,240.06	$27,000.00	$28,250.00	4.63%
Space Rental	$94,147.77	$289,000.00	$155,000.00	-46.37%
Environmental Services	$15,174.57	$17,000.00	$15,000.00	-11.76%
Public Works	$78,973.20	$272,000.00	$140,000.00	-48.53%
Restroom Rental	$52,031.76	$57,000.00	$60,000.00	5.26%
Parks & Recreation	$52,031.76	$57,000.00	$60,000.00	5.26%
Recording Fees	$1,868.26	$2,300.00	$4,200.00	82.61%
Town Administration	$1,555.25	$2,000.00	$4,000.00	100.00%
Police	$313.01	$300.00	$200.00	-33.33%
Recording Fees - Reimbursable	$1,139.00	$3,000.00	$3,000.00	0.00%
Town Administration	$1,139.00	$3,000.00	$3,000.00	0.00%
Property Taxes	$29,491.58	-	-	-
Central Charges	$29,491.58	-	-	-
County Treasurer's Fees	$98,407.59	-	-	-
Parks & Recreation	$27,741.52	-	-	-
Central Charges	$70,666.07	-	-	-

Category	2024 Actuals	2025 Adopted	2026 Proposed	2025 Adopted vs. 2026 Proposed (% Change)
Juror Fees	-	$200.00	$200.00	0.00%
Town Administration	-	$200.00	$200.00	0.00%
Bank Charges	$680,539.39	$74,337.00	$60,000.00	-19.29%
Finance	$18,277.20	$74,337.00	-	-100.00%
Parks & Recreation	$1,271.37	-	-	-
Public Works	$10.01	-	-	-
Central Charges	$56,482.18	-	$60,000.00	-
Utilities	$604,498.63	-	-	-
Active Net Fees	$166,879.80	$150,000.00	$163,200.00	8.80%
Parks & Recreation	$166,879.80	$150,000.00	$163,200.00	8.80%
Permits, Licenses & Other Fees	$18,325.58	$22,275.00	$20,864.00	-6.33%
Information Technology	$13.28	-	-	-
Planning & Development	$13.28	-	-	-
Parks & Recreation	$26.06	-	-	-
Police	$72.16	-	-	-
Public Works	$1,048.18	$1,611.00	$200.00	-87.59%
Utilities	$17,152.62	$20,664.00	$20,664.00	0.00%
Cash Drawer Long/Short	-$50.00	-	-	-
Central Charges	-$50.00	-	-	-
Lease - Water	$247,088.42	$368,125.00	$475,000.00	29.03%
Utilities	$247,088.42	$368,125.00	$475,000.00	29.03%
Indirect Cost Allocation	$3,840,971.04	$5,184,420.88	$5,335,621.89	2.92%
Public Works	$1,235.50	$20,867.58	$38,135.17	82.75%
Utilities	$3,839,735.54	$5,163,553.30	$5,297,486.72	2.59%
Noncap Reclass (PD 13)	$171,919.84	-	-	-
Environmental Services	$100.00	-	-	-
Parks & Recreation	$69,844.48	-	-	-
Police	$41,417.46	-	-	-
Public Works	$60,557.90	-	-	-
Economic Development	$12,074.19	$80,000.00	$50,000.00	-37.50%
Economic Development	$12,074.19	$80,000.00	$50,000.00	-37.50%
Grants to Erie Economic Development Council	$34,758.00	$63,000.00	$71,515.50	13.52%
Economic Development	$34,758.00	$63,000.00	$71,515.50	13.52%
Historical Preservation Commission	-	$4,000.00	$20,000.00	400.00%
Legislative	-	$4,000.00	$20,000.00	400.00%
Tree Board Operating	$2,713.34	$3,000.00	$5,000.00	66.67%
Legislative	$2,713.34	$3,000.00	$5,000.00	66.67%
OSTAB Operating	$172.98	$2,000.00	$1,000.00	-50.00%
Legislative	$172.98	$2,000.00	$1,000.00	-50.00%
Planning Operating	$879.11	$3,000.00	$3,675.00	22.50%
Legislative	$879.11	$3,000.00	$3,675.00	22.50%
Grants to Erie Chamber of Commerce	$83,863.00	$84,325.00	$86,325.00	2.37%
Economic Development	$83,863.00	$84,325.00	$86,325.00	2.37%
Sustainability Committee	$12,260.57	$10,000.00	$11,000.00	10.00%

Category	2024 Actuals	2025 Adopted	2026 Proposed	2025 Adopted vs. 2026 Proposed (% Change)
Legislative	$12,260.57	$10,000.00	$11,000.00	10.00%
Airport Advisory Board	-	$37,000.00	$5,000.00	-86.49%
Legislative	-	$37,000.00	$5,000.00	-86.49%
Grants to Other Outside Agencies	$120,285.25	$80,000.00	$80,000.00	0.00%
Legislative	$58,720.00	$80,000.00	$80,000.00	0.00%
Economic Development	$61,565.25	-	-	-
Economic Development Incentives	$1,892,880.83	$205,660.00	$200,000.00	-2.75%
Economic Development	-	$100,000.00	$200,000.00	100.00%
Planning & Development	$1,892,880.83	$105,660.00	-	-100.00%
IGA Reimbursements - HOA Pocket Park	$3,030,195.25	$150,000.00	$50,000.00	-66.67%
Parks & Recreation	$100,000.00	$150,000.00	$50,000.00	-66.67%
Public Works	$2,930,195.25	-	-	-
Server Equipment	$12,495.00	-	$140,000.00	-
Central Charges	$12,495.00	-	$140,000.00	-
Recreation Equipment	$66,085.82	$54,000.00	$36,000.00	-33.33%
Parks & Recreation	$66,085.82	$54,000.00	$36,000.00	-33.33%
Public Safety Equipment	$205,908.09	$32,400.00	-	-100.00%
Police	$205,908.09	$32,400.00	-	-100.00%
Subscriptions (SBITAs)	$1,447,591.42	-	-	-
Central Charges	$1,447,591.42	-	-	-
Other Equipment	$230,689.46	$265,300.00	-	-100.00%
Environmental Services	-	$115,000.00	-	-100.00%
Parks & Recreation	$15,876.05	$150,300.00	-	-100.00%
Central Charges	$85,227.60	-	-	-
Utilities	$129,585.81	-	-	-
Furniture	$60,171.68	$130,501.00	$22,500.00	-82.76%
Communications & Community Engagement	-	-	$2,500.00	-
Finance	-	$7,500.00	-	-100.00%
Parks & Recreation	$52,113.47	$18,001.00	-	-100.00%
Police	$6,917.46	$7,500.00	-	-100.00%
Public Works	-	$67,500.00	$20,000.00	-70.37%
Utilities	$1,140.75	$30,000.00	-	-100.00%
Heavy Equipment	$556,787.75	$1,986,148.51	$1,437,541.00	-27.62%
Environmental Services	$42,280.16	-	-	-
Parks & Recreation	$185,414.32	$273,348.22	$142,445.00	-47.89%
Police	-	$18,505.72	-	-100.00%
Public Works	$34,007.00	$608,012.04	$685,717.00	12.78%
Utilities	$295,086.27	$1,086,282.53	$609,379.00	-43.90%
Concrete Maintenance Program	$611,999.20	$350,000.00	$400,000.00	14.29%
Public Works	$611,999.20	$350,000.00	$400,000.00	14.29%
Water Meters & Yokes	$875,425.00	$979,942.00	$1,193,799.00	21.82%
Utilities	$875,425.00	$979,942.00	$1,193,799.00	21.82%
Raw Water Acquisitions	$6,585,006.43	$8,353,000.00	$7,727,750.00	-7.49%

Category	2024 Actuals	2025 Adopted	2026 Proposed	2025 Adopted vs. 2026 Proposed (% Change)
Utilities	$6,585,006.43	$8,353,000.00	$7,727,750.00	-7.49%
Land	-	$1,155,000.00	-	-100.00%
Planning & Development	-	$1,155,000.00	-	-100.00%
Open Space Acquisition	$2,699,504.32	-	-	-
Parks & Recreation	$2,699,504.32	-	-	-
Construction	$28,696,696.36	$253,856,524.00	$283,395,460.00	11.64%
Economic Development	$77,910.00	$1,611,418.00	$7,000,000.00	334.40%
Environmental Services	$54,017.00	$4,860,263.00	$60,000.00	-98.77%
Planning & Development	$200,791.81	$577,399.00	-	-100.00%
Parks & Recreation	$1,891,387.71	$15,232,646.00	$11,981,863.00	-21.34%
Public Works	$21,759,023.73	$77,940,992.00	$65,293,556.00	-16.23%
Utilities	$4,713,566.11	$153,633,806.00	$199,060,041.00	29.57%
Noncap Reclass (Pd 13)	-$171,919.84	-	-	-
Environmental Services	-$100.00	-	-	-
Parks & Recreation	-$69,844.48	-	-	-
Police	-$41,417.46	-	-	-
Public Works	-$60,557.90	-	-	-
Reimbursable Capital Projects	-	$271,000.00	-	-100.00%
Utilities	-	$271,000.00	-	-100.00%
Loss on Disposition of Capital Assets (P 13)	-$32,703.22	-	-	-
Police	-$32,703.22	-	-	-
Capitalized Assets - Enterprise Funds (P 13)	-$17,693,176.10	-	-	-
Information Technology	-$48,350.40	-	-	-
Environmental Services	-$42,280.16	-	-	-
Parks & Recreation	-$305,578.43	-	-	-
Police	-$111,473.90	-	-	-
Public Works	-$671,169.63	-	-	-
Utilities	-$16,514,323.58	-	-	-
Depreciation (P 13)	$9,060,825.77	-	-	-
Environmental Services	$1,409.34	-	-	-
Parks & Recreation	$139,861.09	-	-	-
Police	$74,210.76	-	-	-
Public Works	$387,007.29	-	-	-
Utilities	$8,458,337.29	-	-	-
Amortization (P 13)	$876,175.78	-	-	-
Information Technology	$7,502.19	-	-	-
Planning & Development	$24,167.25	-	-	-
Parks & Recreation	$189,538.84	-	-	-
Police	$362,164.73	-	-	-
Public Works	$128,987.24	-	-	-
Utilities	$163,815.53	-	-	-
General Obligation Bonds - Principal	$1,155,000.00	$1,200,000.00	$1,240,000.00	3.33%
Central Charges	$1,155,000.00	$1,200,000.00	$1,240,000.00	3.33%

Category	2024 Actuals	2025 Adopted	2026 Proposed	2025 Adopted vs. 2026 Proposed (% Change)
General Obligation Bonds - Interest	$335,012.50	$288,812.50	$252,812.50	-12.46%
Central Charges	$335,012.50	$288,812.50	$252,812.50	-12.46%
Revenue Bonds - Principal	$1,945,000.00	-	-	-
Public Works	$620,000.00	-	-	-
Utilities	$1,325,000.00	-	-	-
Revenue Bonds - Interest	$1,075,318.00	-	-	-
Public Works	$271,787.50	-	-	-
Utilities	$803,530.50	-	-	-
Loans Payable - Principal	$160,773.98	-	-	-
Public Works	$73,317.77	-	-	-
Utilities	$87,456.21	-	-	-
Loans Payable - Interest	$9,999.60	-	-	-
Public Works	$2,957.28	-	-	-
Utilities	$7,042.32	-	-	-
Certificates of Participation - Principal	$775,000.00	-	-	-
Utilities	$775,000.00	-	-	-
Certificates of Participation - Interest	$821,125.00	-	-	-
Utilities	$821,125.00	-	-	-
Capital Leases - Principal	$687,784.86	$1,347,747.76	$1,485,967.00	10.26%
Information Technology	$4,585.19	-	$11,405.00	-
Planning & Development	$18,556.06	$32,887.86	$42,942.00	30.57%
Parks & Recreation	$127,022.26	$372,381.26	$275,880.00	-25.91%
Police	$278,149.95	$638,617.93	$725,962.00	13.68%
Public Works	$62,900.08	$114,884.69	$217,297.00	89.14%
Central Charges	$38,115.12	-	-	-
Utilities	$158,456.20	$188,976.02	$212,481.00	12.44%
Capital Leases - Interest	$219,610.90	-	-	-
Information Technology	$4,336.12	-	-	-
Planning & Development	$7,942.84	-	-	-
Parks & Recreation	$54,139.42	-	-	-
Police	$66,218.38	-	-	-
Public Works	$26,546.04	-	-	-
Central Charges	$6,338.56	-	-	-
Utilities	$54,089.54	-	-	-
Paying Agent Fees	$4,083.20	$1,350.00	$1,350.00	0.00%
Central Charges	$1,350.00	$1,350.00	$1,350.00	0.00%
Utilities	$2,733.20	-	-	-
Arbitrage Rebate	-	$2,500,000.00	$3,190,199.00	27.61%
Central Charges	-	$2,500,000.00	$3,190,199.00	27.61%
Principal Payment Offset (P 13)	-$3,540,709.24	-	-	-
Information Technology	-$4,585.19	-	-	-
Planning & Development	-$18,556.06	-	-	-
Parks & Recreation	-$126,530.85	-	-	-
Police	-$288,415.47	-	-	-

Category	2024 Actuals	2025 Adopted	2026 Proposed	2025 Adopted vs. 2026 Proposed (% Change)
Public Works	-$2,954,631.44	-	-	-
Utilities	-$147,990.23	-	-	-
Interest Accrual (P 13)	-$12,308.91	-	-	-
Public Works	$46,297.70	-	-	-
Utilities	-$58,606.61	-	-	-
Amort. of Bond Deferrals (P 13)	-$39,399.57	-	-	-
Public Works	-$46,379.88	-	-	-
Utilities	$6,980.31	-	-	-
Amort. of Bond Ins. Prem. (P13)	$4,427.53	-	-	-
Public Works	$2,495.92	-	-	-
Utilities	$1,931.61	-	-	-
Transfer to General Fund	$0.29	$2,905,576.00	-	-100.00%
Environmental Services	-$2,640,342.00	-	-	-
Planning & Development	$2,027,819.17	-	-	-
Parks & Recreation	-	$483,076.00	-	-100.00%
Police	$17,100.06	-	-	-
Public Works	$595,423.06	$2,422,500.00	-	-100.00%
Transfer to Capital Improvement Fund	$27,000,000.00	$6,500,000.00	$10,000,000.00	53.85%
Central Charges	$27,000,000.00	$6,500,000.00	$10,000,000.00	53.85%
Transfer to Transportation IMpact Fund	$0.18	-	-	-
Public Works	$0.18	-	-	-
Transfer to Fleet & Equipment Acquistion Fund	$0.24	$2,333,395.81	$2,156,853.00	-7.57%
Parks & Recreation	$0.24	-	-	-
Central Charges	-	$2,333,395.81	$2,156,853.00	-7.57%
Transfers to Water Fund	-$0.21	-	-	-
Utilities	-$0.21	-	-	-
Transfers to Wastewater Fund	-$0.37	-	-	-
Utilities	-$0.37	-	-	-
Transfers to Storm Drainage Operating Fund	$0.47	-	-	-
Utilities	$0.47	-	-	-
Transfer to Airport Fund	$239,999.60	$317,291.58	$190,000.00	-40.12%
Public Works	-$0.40	$6,595.00	-	-100.00%
Central Charges	$240,000.00	$310,696.58	$190,000.00	-38.85%
Transfer to General Fund - Indirect Cost	-	$21,330.00	-	-100.00%
Central Charges	-	$21,330.00	-	-100.00%
Non-project	-	-	$2,686,062.55	-
Town Administration	-	-	$23,037.90	-
Communications & Community Engagement	-	-	$8,757.41	-
Economic Development	-	-	$6,114.17	-
Human Resources	-	-	$15,395.39	-
Information Technology	-	-	$8,742.64	-
Environmental Services	-	-	$9,606.60	-

Category	2024 Actuals	2025 Adopted	2026 Proposed	2025 Adopted vs. 2026 Proposed (% Change)
Planning & Development	-	-	$36,952.90	-
Finance	-	-	$25,856.28	-
Parks & Recreation	-	-	$158,117.78	-
Police	-	-	$185,577.24	-
Public Works	-	-	$54,403.61	-
Central Charges	-	-	$2,093,061.75	-
Utilities	-	-	$60,438.88	-
Total Expenditures	**$131,681,683.31**	**$363,737,825.71**	**$393,546,880.37**	**8.20%**

Expenditures by Expense Type

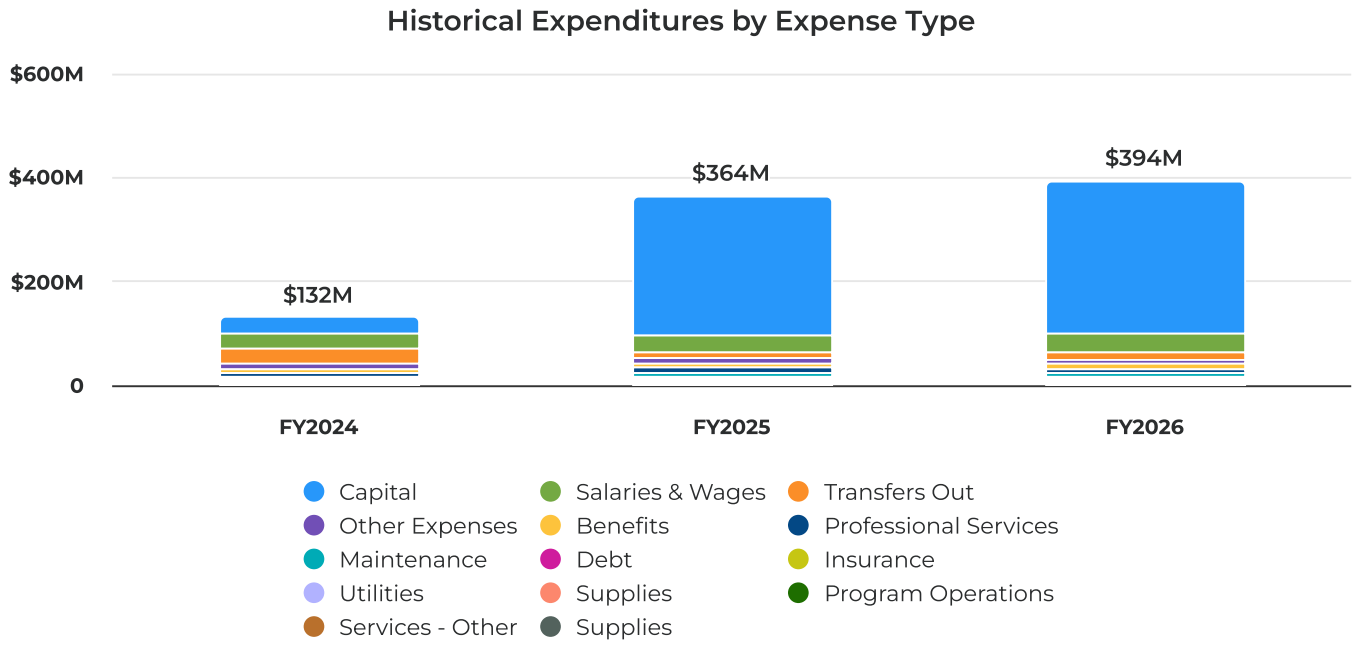

In FY2026, the Town's total expenses increased by 8.2% to $393.5 million compared to the previous year. The largest expense category remained Capital, which rose by $27 million or 10.1% to $294.3 million, representing 74.79% of the total budget. Salaries & Wages also increased by $2.6 million or 7.76%, reaching $35.7 million and accounting for 9.08% of total expenses.

Transfers Out grew by $2.4 million or 19.56% to $14.4 million, making up 3.67% of the budget. Benefits increased by $1.3 million or 16.13% to $9.6 million, now 2.45% of total expenses. Debt expenses rose by $832,418 or 15.59% to $6.2 million, and Maintenance costs increased by $684,551 or 11.37% to $6.7 million. Utilities also saw an increase of $252,850 or 8.46%, totaling $3.2 million.

Among the decreases, Professional Services dropped significantly by $4.5 million or 39.03% to $7 million, reducing its share to 1.78% of the total. Supplies declined by $359,343 or 13.66% to $2.3 million. Insurance expenses decreased by $233,008 or 7.05% to $3.1 million. Other Expenses saw a slight reduction of $80,696 or 0.92%, totaling $8.7 million. Services - Other and Program Operations also experienced minor decreases of 5.56% and 2.27%, respectively.

Expenditures by Division

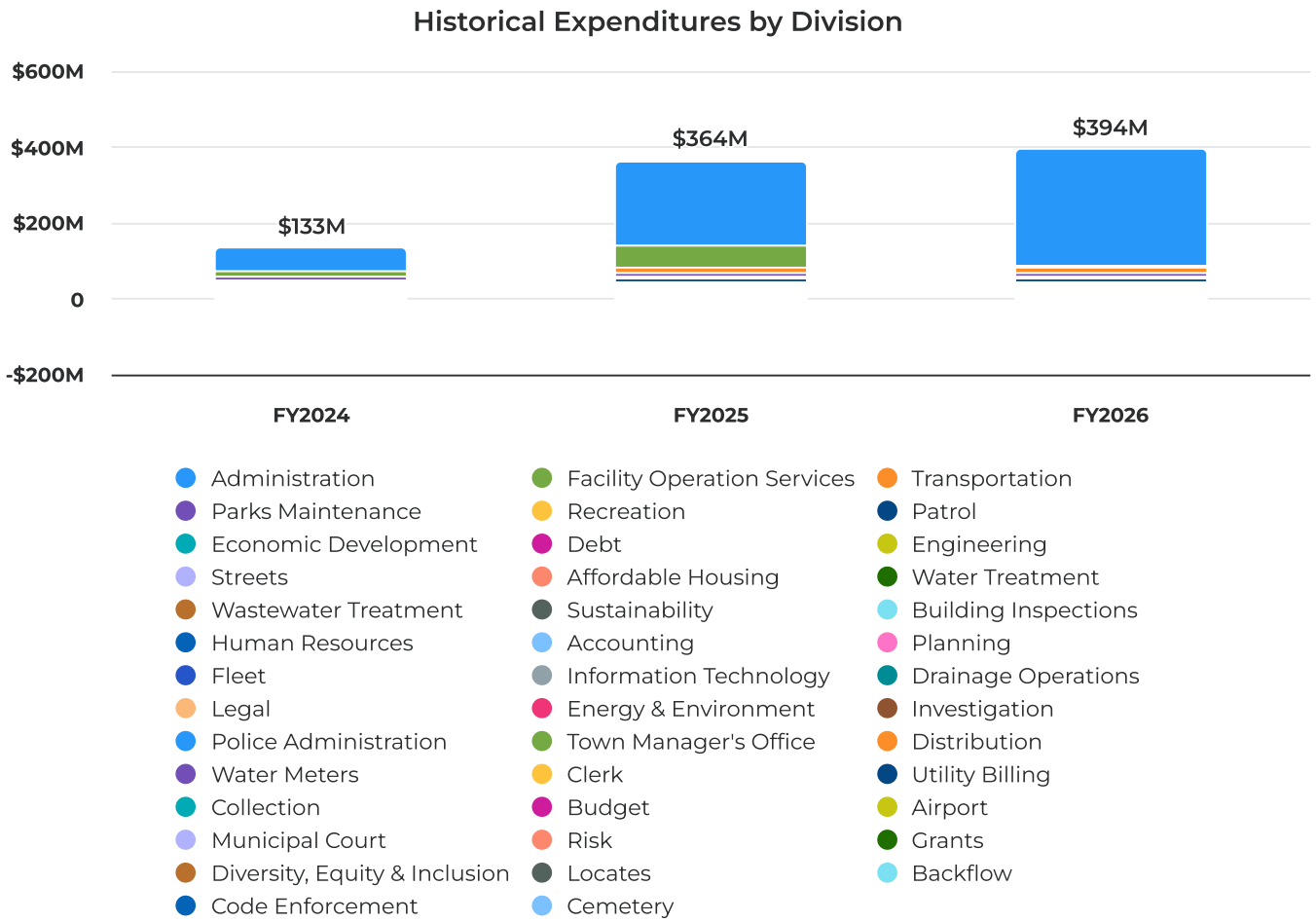

The Town's total expenses for FY2026 increased by 8.2% to $393.5 million compared to FY2025's $363.7 million. Administration remained the largest expenditure, rising by $84.2 million or 37.8% to $306.9 million, now representing 77.99% of the total budget, up from 61.23% the previous year.

Economic Development saw a significant increase of $5.5 million or 184.24%, reaching $8.5 million and accounting for 2.17% of total expenses. Parks Maintenance also grew by $2.2 million or 29.03% to $9.7 million, making up 2.46% of the budget.

In contrast, Facility Operation Services experienced a substantial decrease of $52.9 million or 91.01%, dropping to $5.2 million and comprising only 1.33% of total expenses. Transportation expenses declined by $4.3 million or 27.11% to $11.6 million, reducing its share to 2.95% of the budget.

Other notable increases included Police Administration, which rose by $915,888 or 350.62% to $1.2 million, and Investigation, which increased by $706,259 or 122.54% to $1.3 million. Debt expenses grew by $694,199 or 17.4% to $4.7 million.

Several categories saw decreases, including Sustainability, which fell by $4.8 million or 77.7% to $1.4 million, Affordable Housing, which dropped by $2.5 million or 92.34% to $205,500, and Engineering, which decreased by $673,623 or 15.52% to $3.7 million. Streets and Diversity, Equity & Inclusion both reduced to zero, with Streets decreasing by $608,012 and Diversity, Equity & Inclusion by $409,352.

Overall, the budget reflects a concentration of expenses in Administration, with notable shifts in several divisions either increasing significantly or decreasing sharply compared to the prior year.

Expenditures by Department

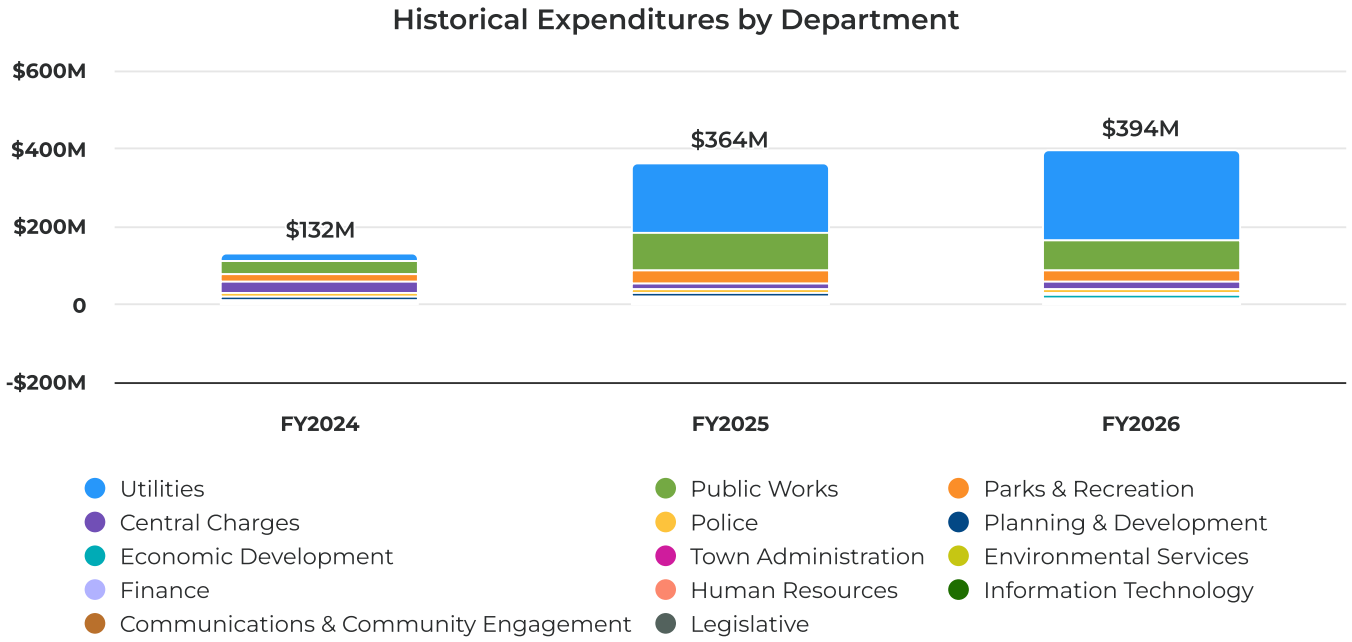

In FY2026, the Town's total expenses increased by 8.2% to $393.5 million compared to the previous year. Utilities remained the largest department expense, rising by $45.9 million or 25.15% to $228.1 million, now representing 57.97% of the total budget, an increase in its share from the prior year.

Public Works saw a notable decrease of $18.6 million or 19.26%, dropping to $78.2 million and accounting for 19.86% of total expenses, down from 26.61%. Parks & Recreation expenses also declined by $3.8 million or 12.39%, totaling $27.1 million and making up 6.9% of the budget.

Central Charges increased by $5.5 million or 37.73% to $20.1 million, representing 5.11% of total expenses, reversing the previous year's decrease. Economic Development experienced a significant rise of $5.5 million or 184.24%, reaching $8.5 million and 2.17% of the budget.

Police expenses grew by $1.7 million or 14.59% to $13.1 million, now 3.32% of total expenditures. Town Administration increased by $434,688 or 12.64% to $3.9 million, and Finance rose by $252,338 or 9.34% to $3 million. Human Resources had a modest increase of $69,312 or 3.06%, totaling $2.3 million.

Planning & Development decreased by $2 million or 31.24% to $4.5 million, and Environmental Services dropped significantly by $5.1 million or 70.77% to $2.1 million. Overall, the budget reflects shifts with Utilities expanding its share, while Public Works and several other departments saw reductions.

Expenditures by Fund

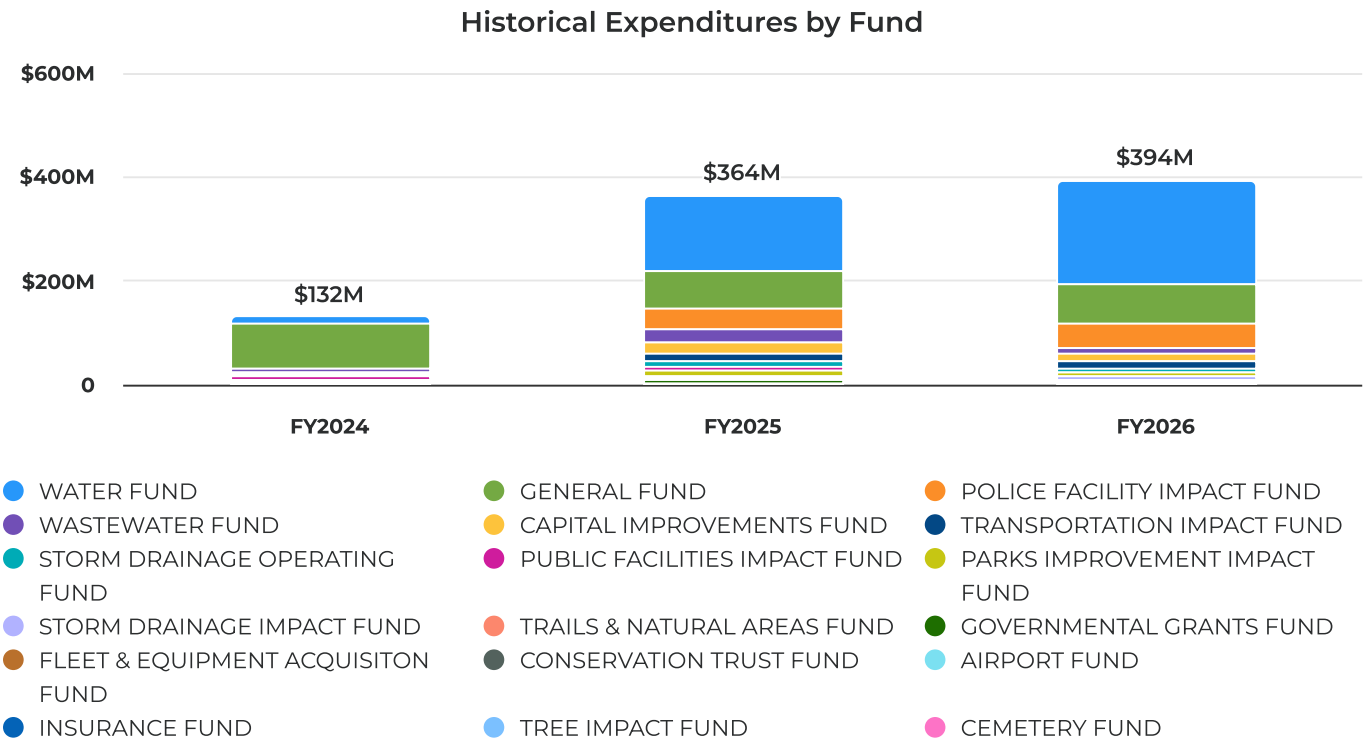

In FY2026, the Town's total expenses increased by 8.2% to $393.5 million compared to the previous year. The Water Fund remained the largest category, rising by $55.5 million or 38.14% to $201.1 million, now representing 51.11% of total expenses. The General Fund also grew by $3.4 million or 4.69% to $75.5 million, accounting for 19.2% of the total.

The Police Facility Impact Fund increased by $8 million or 20.37% to $47.3 million, making up 12.01% of the budget. Conversely, the Capital Improvements Fund decreased by $5.2 million or 24.61% to $15.8 million, representing 4.01% of total expenses. The Transportation Impact Fund declined by $3.4 million or 21.58% to $12.2 million, now 3.09% of the total.

The Wastewater Fund saw a significant reduction of $14.7 million or 58.73%, falling to $10.3 million and 2.62% of the budget. The Storm Drainage Impact Fund increased by $2.7 million or 61.09% to $7.1 million, while the Storm Drainage Operating Fund decreased by $5.1 million or 43% to $6.8 million. The Parks Improvement Impact Fund dropped by $2.2 million or 23.7% to $7 million.

Other notable decreases included the Public Facilities Impact Fund, which fell by $5.1 million or 68.97% to $2.3 million, and the Trails & Natural Areas Fund, which declined by $2.3 million or 47.89% to $2.5 million. New or increased funds included the Insurance Fund at $1.5 million and the Conservation Trust Fund, which rose by $1.1 million or 312.59% to $1.5 million.

FY26 Expenditures by Fund

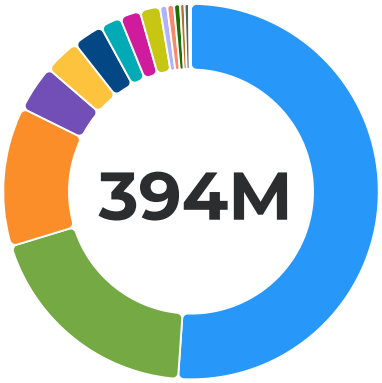

WATER FUND	$201,130,225	51.11%
GENERAL FUND	$75,545,213	19.20%
POLICE FACILITY IMPACT FUND	$47,266,850	12.01%
CAPITAL IMPROVEMENTS FUND	$15,778,858	4.01%
TRANSPORTATION IMPACT FUND	$12,175,000	3.09%
WASTEWATER FUND	$10,315,234	2.62%
STORM DRAINAGE IMPACT FUND	$7,050,000	1.79%
PARKS IMPROVEMENT IMPACT FUND	$7,000,000	1.78%
STORM DRAINAGE OPERATING FUND	$6,806,628	1.73%
TRAILS & NATURAL AREAS FUND	$2,455,513	0.62%
PUBLIC FACILITIES IMPACT FUND	$2,279,814	0.58%
FLEET & EQUIPMENT ACQUISITON FUND	$2,101,648	0.53%
INSURANCE FUND	$1,500,062	0.38%
CONSERVATION TRUST FUND	$1,477,067	0.38%
AIRPORT FUND	$437,969	0.11%
TREE IMPACT FUND	$226,800	0.06%

The Fiscal Year Expenditures by Fund for the Town Expenses are distributed as follows: the WATER FUND accounts for $201.1 million, representing 51.11% of the total. The GENERAL FUND follows with $75.5 million, or 19.2%. The POLICE FACILITY IMPACT FUND comprises $47.3 million, which is 12.01%. The CAPITAL IMPROVEMENTS FUND includes $15.8 million, or 4.01%, while the TRANSPORTATION IMPACT FUND accounts for $12.2 million, or 3.09%. The WASTEWATER FUND totals $10.3 million, representing 2.62%. The STORM DRAINAGE IMPACT FUND is $7.1 million, or 1.79%, and the PARKS IMPROVEMENT IMPACT FUND is $7 million, or 1.78%. The STORM DRAINAGE OPERATING FUND includes $6.8 million, or 1.73%, and the TRAILS & NATURAL AREAS FUND accounts for $2.5 million, or 0.62%. Six smaller categories are not included in this summary.

Expenditures by Fund

Category	2024 Actuals	2025 Adopted	2026 Proposed	2025 Adopted vs. 2026 Proposed (% Change)
GENERAL FUND				
Legislative				
Administration	$226,779	$361,675	$332,883	-7.96%
Salaries & Wages	$35,730	$66,744	$66,096	-0.97%
Benefits	$11,149	$19,887	$20,550	3.33%
Utilities	$6,996	$844	$861	2.01%
Supplies	$1,343	$1,500	$1,500	0.00%
Services - Other	$18,150	$15,500	$11,600	-25.16%
Other Expenses	$153,412	$227,200	$217,276	-4.37%
Professional Services	-	$30,000	$15,000	-50.00%
Total Legislative	$226,779	$361,675	$332,883	-7.96%
Town Administration				
Administration	$1,306,646	$515,246	$599,490	16.35%
Salaries & Wages	$940,990	$335,285	$345,039	2.91%
Benefits	$305,233	$129,035	$140,051	8.54%
Utilities	$3,996	$5,618	$6,010	6.98%
Supplies	$1,411	$700	$700	0.00%
Services - Other	-	$300	$300	0.00%
Insurance	$27,420	$34,607	$92,165	166.32%
Other Expenses	$19,171	$4,700	$10,225	117.55%
Professional Services	$8,425	$5,000	$5,000	0.00%
Energy & Environment	$65	-	-	-
Supplies	$65	-	-	-
Town Manager's Office	-	$934,921	$988,289	5.71%
Salaries & Wages	-	$696,953	$736,001	5.60%
Benefits	-	$184,955	$210,846	14.00%
Utilities	-	$9,053	$12,157	34.29%
Supplies	-	$500	$1,500	200.00%
Other Expenses	-	$43,460	$27,785	-36.07%
Legal	$551,161	$1,061,632	$1,256,453	18.35%
Salaries & Wages	-	$350,676	$521,223	48.63%
Benefits	-	$96,611	$151,465	56.78%
Utilities	-	$4,195	$6,790	61.86%
Maintenance	-	$3,000	-	-100.00%
Supplies	-	$1,200	$2,200	83.33%
Services - Other	-	$450	$450	0.00%
Other Expenses	-	$15,500	$24,325	56.94%
Professional Services	$551,161	$590,000	$550,000	-6.78%
Municipal Court	$326,285	$369,081	$399,889	8.35%
Salaries & Wages	$150,756	$186,001	$204,326	9.85%
Benefits	$42,496	$46,733	$54,329	16.25%
Utilities	$3,396	$2,148	$2,434	13.31%
Maintenance	$21,078	$29,100	$35,200	20.96%
Supplies	$1,498	$2,000	$2,000	0.00%
Services - Other	$3,270	$5,500	$6,000	9.09%

Category	2024 Actuals	2025 Adopted	2026 Proposed	2025 Adopted vs. 2026 Proposed (% Change)
Program Operations	-	$2,000	-	-100.00%
Other Expenses	$2,278	$5,600	$5,600	0.00%
Professional Services	$101,513	$90,000	$90,000	0.00%
Clerk	$537,265	$558,537	$629,983	12.79%
Salaries & Wages	$329,321	$347,378	$382,696	10.17%
Benefits	$95,340	$94,278	$109,431	16.07%
Utilities	-	$5,431	$4,920	-9.41%
Maintenance	$45,198	$53,800	$37,100	-31.04%
Supplies	$1,101	$2,500	$2,500	0.00%
Services - Other	$44,287	$24,000	$59,076	146.15%
Other Expenses	$22,018	$31,150	$34,260	9.98%
Total Town Administration	$2,721,423	$3,439,417	$3,874,104	12.64%
Communications & Community Engagement				
Administration	$779,634	$954,317	$1,062,727	11.36%
Salaries & Wages	$516,520	$601,371	$655,140	8.94%
Benefits	$149,419	$164,952	$188,073	14.02%
Utilities	-	$7,514	$8,423	12.10%
Maintenance	$41,066	$49,000	$93,700	91.22%
Supplies	$426	$3,500	$4,500	28.57%
Services - Other	$692	$11,550	$9,500	-17.75%
Program Operations	$14,936	$13,500	-	-100.00%
Insurance	-	-	$35,241	-
Other Expenses	$56,574	$87,430	$53,650	-38.64%
Professional Services	-	$15,500	$14,500	-6.45%
Total Communications & Community Engagement	$779,634	$954,317	$1,062,727	11.36%
Economic Development				
Economic Development	$1,363,807	$1,394,446	$1,543,879	10.72%
Salaries & Wages	$496,452	$504,357	$572,007	13.41%
Benefits	$144,678	$139,743	$166,050	18.83%
Utilities	$1,104	$6,422	$7,425	15.62%
Maintenance	$71,154	$63,430	$66,513	4.86%
Supplies	$218	$2,000	$1,000	-50.00%
Services - Other	$151	$1,000	$1,000	0.00%
Insurance	-	-	$24,474	-
Other Expenses	$388,940	$592,495	$655,411	10.62%
Capital	$77,910	-	-	-
Professional Services	$183,200	$85,000	$50,000	-41.18%
Total Economic Development	$1,363,807	$1,394,446	$1,543,879	10.72%
Human Resources				
Diversity, Equity & Inclusion	$294,614	$409,352	-	-100.00%
Salaries & Wages	$173,088	$217,565	-	-100.00%
Benefits	$53,642	$59,707	-	-100.00%
Utilities	-	$1,180	-	-100.00%
Maintenance	-	$6,000	-	-100.00%
Supplies	$426	$400	-	-100.00%

Category	2024 Actuals	2025 Adopted	2026 Proposed	2025 Adopted vs. 2026 Proposed (% Change)
Program Operations	$30	$67,500	-	-100.00%
Other Expenses	$6,871	$27,000	-	-100.00%
Professional Services	$60,557	$30,000	-	-100.00%
Human Resources	$1,392,954	$1,391,991	$1,871,862	34.47%
Salaries & Wages	$807,685	$850,737	$1,069,360	25.70%
Benefits	$311,787	$283,574	$369,926	30.45%
Utilities	$1,104	$10,224	$13,141	28.53%
Maintenance	$33,483	$21,000	$35,000	66.67%
Supplies	$3,597	$7,000	$1,500	-78.57%
Services - Other	$4,908	$37,755	$3,915	-89.63%
Program Operations	$27,523	$12,000	$77,000	541.67%
Insurance	-	-	$61,575	-
Other Expenses	$56,222	$71,700	$112,445	56.83%
Professional Services	$146,645	$98,000	$128,000	30.61%
Risk	-	$467,316	$466,108	-0.26%
Salaries & Wages	-	$220,803	$235,080	6.47%
Benefits	-	$61,181	$68,121	11.34%
Utilities	-	$2,732	$3,049	11.60%
Maintenance	-	$34,000	$51,175	50.51%
Supplies	-	$1,000	$1,000	0.00%
Program Operations	-	$50,000	$30,000	-40.00%
Other Expenses	-	$5,600	$16,209	189.45%
Professional Services	-	$92,000	$61,475	-33.18%
Total Human Resources	$1,687,568	$2,268,659	$2,337,971	3.06%
Information Technology				
Information Technology	$914,994	$1,189,679	$1,188,008	-0.14%
Salaries & Wages	$577,464	$646,581	$697,372	7.86%
Benefits	$164,611	$177,304	$193,460	9.11%
Utilities	$6,504	$8,589	$9,207	7.20%
Maintenance	$117,316	$227,700	$184,000	-19.19%
Supplies	$13,972	$64,825	$12,700	-80.41%
Services - Other	$92	-	-	-
Program Operations	$733	$1,080	$1,080	0.00%
Insurance	-	-	$35,189	-
Other Expenses	$10,445	$23,600	$30,000	27.12%
Professional Services	$23,858	$40,000	$25,000	-37.50%
Total Information Technology	$914,994	$1,189,679	$1,188,008	-0.14%
Environmental Services				
Energy & Environment	$1,027,412	$854,325	$713,737	-16.46%
Salaries & Wages	$153,652	$228,143	$275,212	20.63%
Benefits	$43,404	$63,866	$79,938	25.17%
Utilities	-	$2,916	$3,585	22.94%
Maintenance	-	$20,000	$20,000	0.00%
Supplies	$238	$1,200	$700	-41.67%
Services - Other	-	$100	$100	0.00%
Insurance	-	-	$12,983	-

Category	2024 Actuals	2025 Adopted	2026 Proposed	2025 Adopted vs. 2026 Proposed (% Change)
Other Expenses	$1,914	$13,100	$11,220	-14.35%
Professional Services	$828,204	$525,000	$310,000	-40.95%
Sustainability	$728,964	$878,876	$816,351	-7.11%
Salaries & Wages	$221,817	$230,165	$250,165	8.69%
Benefits	$60,850	$59,686	$66,001	10.58%
Utilities	$185,801	$209,755	$210,433	0.32%
Maintenance	$5,100	$55,100	-	-100.00%
Supplies	$35,501	$58,300	$2,850	-95.11%
Program Operations	$93,890	$93,000	$105,000	12.90%
Insurance	-	-	$12,983	-
Other Expenses	$54,930	$77,870	$78,920	1.35%
Capital	$54,017	-	-	-
Professional Services	$17,058	$95,000	$90,000	-5.26%
Total Environmental Services	$1,756,376	$1,733,201	$1,530,089	-11.72%
Planning & Development				
Administration	$656,729	$835,439	$1,059,036	26.76%
Salaries & Wages	$488,909	$617,510	$671,738	8.78%
Benefits	$140,622	$169,021	$189,759	12.27%
Utilities	-	$7,708	$8,458	9.73%
Maintenance	$336	$1,100	$8,395	663.18%
Supplies	$2,700	$7,300	$4,000	-45.21%
Services - Other	$5,204	$5,500	$5,200	-5.45%
Insurance	-	-	$148,485	-
Other Expenses	$18,959	$24,300	$23,000	-5.35%
Professional Services	-	$3,000	-	-100.00%
Planning	$924,209	$1,365,298	$1,439,683	5.45%
Salaries & Wages	$806,869	$768,815	$806,772	4.94%
Benefits	$240,821	$215,547	$233,114	8.15%
Utilities	-	$10,436	$10,457	0.20%
Maintenance	-$252,032	$500	$540	8.00%
Other Expenses	$12,152	$45,000	$13,800	-69.33%
Professional Services	$116,400	$325,000	$375,000	15.38%
Affordable Housing	$390,488	$773,480	$205,500	-73.43%
Salaries & Wages	$193,823	$217,939	$93,361	-57.16%
Benefits	$54,589	$58,726	$26,980	-54.06%
Utilities	$762	$2,696	$1,210	-55.12%
Maintenance	$11,656	$30,000	-	-100.00%
Other Expenses	-$7,974	$124,160	$3,950	-96.82%
Capital	$82,389	-	-	-
Professional Services	$55,243	$339,958	$80,000	-76.47%
Building Inspections	$1,494,909	$1,629,467	$1,754,569	7.68%
Salaries & Wages	$1,118,487	$1,224,568	$1,316,570	7.51%
Benefits	$327,646	$336,682	$378,168	12.32%
Utilities	$12,096	$15,016	$16,712	11.29%
Maintenance	-	$1,400	-	-100.00%
Supplies	$7,627	$12,300	$10,118	-17.74%

Category	2024 Actuals	2025 Adopted	2026 Proposed	2025 Adopted vs. 2026 Proposed (% Change)
Other Expenses	$17,775	$19,500	$18,000	-7.69%
Professional Services	$11,277	$20,000	$15,000	-25.00%
Total Planning & Development	$3,466,335	$4,603,683	$4,458,788	-3.15%
Finance				
Accounting	$1,739,415	$1,163,745	$1,097,988	-5.65%
Salaries & Wages	$1,189,399	$748,580	$643,098	-14.09%
Benefits	$345,427	$207,069	$184,514	-10.89%
Utilities	$3,096	$9,972	$8,280	-16.97%
Maintenance	$39,217	$37,500	$23,500	-37.33%
Supplies	$2,912	$11,500	$1,500	-86.96%
Services - Other	$645	$50	$350	600.00%
Insurance	$12,804	$16,511	$104,247	531.38%
Other Expenses	$22,386	$6,900	$6,500	-5.80%
Professional Services	$123,530	$125,663	$126,000	0.27%
Utility Billing	$422,348	$559,013	$536,638	-4.00%
Salaries & Wages	$233,352	$312,301	$326,819	4.65%
Benefits	$66,407	$83,971	$91,948	9.50%
Utilities	-	$4,404	$4,120	-6.45%
Supplies	$4,014	$1,000	$1,500	50.00%
Other Expenses	$118,574	$157,337	$112,250	-28.66%
Budget	-	$557,150	$881,621	58.24%
Salaries & Wages	-	$410,746	$638,902	55.55%
Benefits	-	$113,593	$184,826	62.71%
Utilities	-	$6,311	$8,843	40.12%
Maintenance	-	$15,000	$41,500	176.67%
Supplies	-	$1,000	$500	-50.00%
Other Expenses	-	$10,500	$7,050	-32.86%
Grants	-	$422,709	$438,708	3.78%
Salaries & Wages	-	$320,279	$332,391	3.78%
Benefits	-	$88,475	$96,195	8.73%
Utilities	-	$5,155	$5,397	4.69%
Supplies	-	$1,000	$200	-80.00%
Other Expenses	-	$7,800	$4,525	-41.99%
Total Finance	$2,161,763	$2,702,618	$2,954,956	9.34%
Parks & Recreation				
Administration	$1,559,555	$2,054,213	$2,207,805	7.48%
Salaries & Wages	$611,272	$787,662	$858,083	8.94%
Benefits	$204,679	$229,528	$259,442	13.03%
Utilities	$55,748	$47,279	$48,380	2.33%
Maintenance	-	$43,500	$46,400	6.67%
Supplies	$3,141	$5,500	$5,500	0.00%
Services - Other	$760	$500	$500	0.00%
Program Operations	-	$5,000	$26,800	436.00%
Insurance	$261,552	$334,495	$645,050	92.84%
Other Expenses	$204,649	$203,200	$107,650	-47.02%
Capital	$48,834	-	-	-

Category	2024 Actuals	2025 Adopted	2026 Proposed	2025 Adopted vs. 2026 Proposed (% Change)
Professional Services	$168,919	$397,548	$210,000	-47.18%
Parks Maintenance	$4,147,222	$4,325,610	$4,572,765	5.71%
Salaries & Wages	$1,934,033	$2,323,386	$2,479,040	6.70%
Benefits	$519,132	$541,943	$593,397	9.49%
Utilities	$582,420	$539,731	$534,470	-0.97%
Maintenance	$71,380	$140,000	$353,400	152.43%
Supplies	$601,031	$602,500	$442,758	-26.51%
Services - Other	$19,975	$27,000	$1,000	-96.30%
Program Operations	$36,712	$53,550	$53,550	0.00%
Other Expenses	$78,345	$90,500	$108,150	19.50%
Capital	$297,844	-	-	-
Professional Services	$6,350	$7,000	$7,000	0.00%
Recreation	$6,495,684	$7,737,477	$7,497,525	-3.10%
Salaries & Wages	$4,202,444	$5,261,382	$4,927,983	-6.34%
Benefits	$748,024	$821,993	$878,561	6.88%
Utilities	$216,144	$240,952	$288,269	19.64%
Maintenance	$53,509	$121,450	$71,300	-41.29%
Supplies	$99,112	$113,500	$136,046	19.86%
Services - Other	$25,472	$32,100	$32,300	0.62%
Supplies	-	$40,000	$29,716	-25.71%
Program Operations	$626,593	$699,600	$720,600	3.00%
Other Expenses	$404,025	$406,500	$412,750	1.54%
Capital	$117,762	-	-	-
Professional Services	$2,600	-	-	-
Cemetery	$82,223	$106,280	$103,580	-2.54%
Utilities	$290	$580	$580	0.00%
Maintenance	$81,933	$100,000	$103,000	3.00%
Supplies	-	$5,700	-	-100.00%
Total Parks & Recreation	$12,284,684	$14,223,579	$14,381,675	1.11%
Police				
Administration	$2,493,693	$3,402,079	$2,976,575	-12.51%
Salaries & Wages	$958,768	$1,648,571	$1,012,514	-38.58%
Benefits	$277,893	$272,743	$303,580	11.31%
Utilities	$44,547	$13,544	$62,934	364.66%
Maintenance	$203,786	$534,200	$337,000	-36.92%
Supplies	$5,100	$5,000	$3,897	-22.06%
Services - Other	$404,907	$472,100	$454,100	-3.81%
Program Operations	$2,845	$6,600	$5,600	-15.15%
Insurance	$147,022	$103,821	$443,250	326.94%
Other Expenses	$54,830	$53,900	$58,300	8.16%
Capital	$164,491	-	-	-
Professional Services	$229,503	$291,600	$295,400	1.30%
Police Administration	$961,319	$261,219	$1,177,107	350.62%
Salaries & Wages	$669,254	$7,400	$853,292	11,430.97%
Benefits	$194,209	$162,536	$244,173	50.23%
Utilities	$8,796	$7,457	$10,942	46.73%

Category	2024 Actuals	2025 Adopted	2026 Proposed	2025 Adopted vs. 2026 Proposed (% Change)
Supplies	$12,056	$24,325	$10,500	-56.83%
Program Operations	$58,647	$49,600	$41,300	-16.73%
Other Expenses	$11,440	$9,900	$16,900	70.71%
Capital	$6,917	-	-	-
Investigation	$672,181	$466,935	$1,182,433	153.23%
Salaries & Wages	$492,791	$303,422	$841,956	177.49%
Benefits	$129,230	$61,141	$221,047	261.54%
Utilities	$5,196	$3,171	$10,159	220.37%
Maintenance	-	$1,600	$2,412	50.75%
Supplies	$21,708	$30,600	$28,760	-6.01%
Services - Other	$2,349	$2,500	$1,900	-24.00%
Program Operations	-	$10,000	$16,500	65.00%
Other Expenses	$20,907	$54,500	$59,700	9.54%
Patrol	$5,757,581	$6,470,045	$6,881,640	6.36%
Salaries & Wages	$4,224,310	$4,751,410	$4,956,588	4.32%
Benefits	$1,175,825	$1,179,179	$1,382,957	17.28%
Utilities	$48,696	$47,283	$60,645	28.26%
Maintenance	$5,044	$60,000	$10,000	-83.33%
Supplies	$191,732	$319,372	$353,450	10.67%
Services - Other	$10,182	$17,500	$21,500	22.86%
Other Expenses	$80,618	$81,300	$82,500	1.48%
Professional Services	$21,174	$14,000	$14,000	0.00%
Code Enforcement	$57,699	$123,257	$135,070	9.58%
Salaries & Wages	$29,267	$78,747	$84,294	7.04%
Benefits	$11,093	$20,566	$25,901	25.94%
Utilities	-	$984	$1,075	9.25%
Supplies	$2,449	$3,000	$3,000	0.00%
Services - Other	$14,800	$19,760	$20,600	4.25%
Other Expenses	$90	$200	$200	0.00%
Total Police	$9,942,472	$10,723,534	$12,352,825	15.19%
Public Works				
Administration	$365,137	$641,439	$756,544	17.94%
Salaries & Wages	$158,168	$347,965	$389,636	11.98%
Benefits	$52,279	$95,732	$111,819	16.80%
Utilities	$3,696	$9,958	$5,007	-49.72%
Supplies	$775	$10,200	$2,600	-74.51%
Services - Other	$81	$325	$400	23.08%
Insurance	$127,773	$149,488	$219,432	46.79%
Other Expenses	$80,667	$24,770	$24,650	-0.48%
Capital	-$60,222	-	-	-
Professional Services	$1,920	$3,000	$3,000	0.00%
Engineering	$2,045,773	$2,584,180	$2,433,401	-5.83%
Salaries & Wages	$1,197,212	$1,432,503	$1,565,174	9.26%
Benefits	$351,332	$399,397	$428,745	7.35%
Utilities	$7,104	$20,260	$26,496	30.78%
Maintenance	$116,911	$144,270	$142,150	-1.47%

Category	2024 Actuals	2025 Adopted	2026 Proposed	2025 Adopted vs. 2026 Proposed (% Change)
Supplies	$15,761	$32,900	$15,544	-52.75%
Services - Other	$1,197	$825	$350	-57.58%
Other Expenses	$18,452	$34,250	$26,442	-22.80%
Capital	$135,090	-	-	-
Professional Services	$202,713	$519,776	$228,500	-56.04%
Transportation	$3,481,779	$6,783,894	$4,524,752	-33.30%
Salaries & Wages	$197,449	$1,176,713	$1,294,284	9.99%
Benefits	$52,620	$335,667	$374,870	11.68%
Utilities	$5,220	$355,431	$357,624	0.62%
Maintenance	$7,963	$1,236,949	$1,325,593	7.17%
Supplies	$32,089	$295,550	$335,925	13.66%
Services - Other	$540	$400	$1,025	156.25%
Program Operations	-	-	$100,000	-
Other Expenses	$2,953,069	$82,455	$82,831	0.46%
Professional Services	$232,829	$3,300,729	$652,600	-80.23%
Facility Operation Services	$5,504,244	$2,858,090	$2,029,782	-28.98%
Salaries & Wages	$461,150	$539,454	$552,493	2.42%
Benefits	$134,606	$154,597	$160,467	3.80%
Utilities	$171,650	$190,679	$192,824	1.12%
Maintenance	$465,650	$695,483	$758,697	9.09%
Supplies	$109,190	$164,454	$193,551	17.69%
Services - Other	-	$250	$250	0.00%
Insurance	$1,487,392	$802,874	-	-100.00%
Other Expenses	$80,308	$285,300	$146,500	-48.65%
Capital	$2,594,299	-	-	-
Professional Services	-	$25,000	$25,000	0.00%
Streets	$5,971,099	-	-	-
Salaries & Wages	$670,223	-	-	-
Benefits	$203,099	-	-	-
Utilities	$464,584	-	-	-
Maintenance	$851,579	-	-	-
Supplies	$203,879	-	-	-
Other Expenses	$21,717	-	-	-
Capital	$3,520,827	-	-	-
Professional Services	$35,192	-	-	-
Total Public Works	$17,368,032	$12,867,603	$9,744,480	-24.27%
Central Charges				
Administration	$29,824,250	$10,603,955	$13,804,840	30.19%
Salaries & Wages	-	$100,000	-	-100.00%
Benefits	$194,152	-	-	-
Utilities	$16,783	$7,896	-	-100.00%
Maintenance	$902,994	$887,887	$1,068,052	20.29%
Supplies	-$212,475	$464,080	$264,935	-42.91%
Insurance	-$94,497	-	-$2,093,062	-
Other Expenses	$172,202	-	$60,000	-
Capital	$1,218,664	-	-	-

Category	2024 Actuals	2025 Adopted	2026 Proposed	2025 Adopted vs. 2026 Proposed (% Change)
Debt	$371,103	-	-	-
Transfers Out	$27,240,000	$9,144,092	$14,439,915	57.92%
Professional Services	$15,323	-	$65,000	-
Debt	$1,494,613	$3,990,163	$4,684,362	17.40%
Debt	$1,491,363	$3,990,163	$4,684,362	17.40%
Professional Services	$3,250	-	-	-
Total Central Charges	$31,318,863	$14,594,118	$18,489,201	26.69%
Utilities				
Administration	$10,201	$76,150	$168,760	121.62%
Salaries & Wages	-	$76,150	$83,357	9.46%
Benefits	$4,727	-	$24,151	-
Insurance	$5,473	-	$61,252	-
Fleet	$892,728	$1,028,680	$1,124,866	9.35%
Salaries & Wages	$316,647	$418,822	$460,453	9.94%
Benefits	$94,080	$139,916	$135,156	-3.40%
Utilities	$1,404	$4,822	$6,909	43.28%
Maintenance	$383,438	$374,500	$451,873	20.66%
Supplies	$66,192	$66,900	$51,825	-22.53%
Services - Other	$17,746	$8,700	$8,700	0.00%
Other Expenses	$5,976	$15,020	$9,950	-33.75%
Capital	$7,245	-	-	-
Total Utilities	$902,928	$1,104,830	$1,293,627	17.09%
Total GENERAL FUND	$86,895,659	$72,161,360	$75,545,213	4.69%
CAPITAL IMPROVEMENTS FUND				
Economic Development				
Economic Development	-	$1,611,418	$7,000,000	334.40%
Capital	-	$1,611,418	$7,000,000	334.40%
Total Economic Development	-	$1,611,418	$7,000,000	334.40%
Environmental Services				
Energy & Environment	-	$115,000	-	-100.00%
Capital	-	$115,000	-	-100.00%
Sustainability	-	$2,797,263	$10,000	-99.64%
Capital	-	$2,797,263	$10,000	-99.64%
Total Environmental Services	-	$2,912,263	$10,000	-99.66%
Planning & Development				
Affordable Housing	-	$1,732,399	-	-100.00%
Capital	-	$1,732,399	-	-100.00%
Total Planning & Development	-	$1,732,399	-	-100.00%
Parks & Recreation				
Administration	-	$103,852	$280,625	170.22%
Capital	-	$103,852	$280,625	170.22%
Parks Maintenance	-	$1,205,367	$836,575	-30.60%
Capital	-	$1,205,367	$836,575	-30.60%
Recreation	-	$130,360	$62,600	-51.98%
Capital	-	$130,360	$62,600	-51.98%
Total Parks & Recreation	-	$1,439,579	$1,179,800	-18.05%

Category	2024 Actuals	2025 Adopted	2026 Proposed	2025 Adopted vs. 2026 Proposed (% Change)
Police				
Administration	-	$32,400	-	-100.00%
Capital	-	$32,400	-	-100.00%
Total Police	-	$32,400	-	-100.00%
Public Works				
Engineering	-	$192,000	$204,000	6.25%
Capital	-	$192,000	$204,000	6.25%
Transportation	-	$6,670,966	$6,341,725	-4.94%
Capital	-	$6,670,966	$6,341,725	-4.94%
Facility Operation Services	-	$6,339,603	$892,833	-85.92%
Capital	-	$6,339,603	$892,833	-85.92%
Total Public Works	-	$13,202,569	$7,438,558	-43.66%
Central Charges				
Administration	-	-	$140,000	-
Capital	-	-	$140,000	-
Total Central Charges	-	-	$140,000	-
Utilities				
Fleet	-	-	$10,500	-
Capital	-	-	$10,500	-
Total Utilities	-	-	$10,500	-
Total CAPITAL IMPROVEMENTS FUND	-	$20,930,628	$15,778,858	-24.61%
GOVERNMENTAL GRANTS FUND				
Environmental Services				
Sustainability	-$2,562,792	$993,506	-	-100.00%
Supplies	$77,550	-	-	-
Capital	-	$963,000	-	-100.00%
Transfers Out	-$2,640,342	-	-	-
Professional Services	-	$30,506	-	-100.00%
Total Environmental Services	-$2,562,792	$993,506	-	-100.00%
Planning & Development				
Planning	$47,102	-	-	-
Transfers Out	$23,551	-	-	-
Professional Services	$23,551	-	-	-
Affordable Housing	$4,081,021	$178,428	-	-100.00%
Program Operations	-	$167,000	-	-100.00%
Other Expenses	$1,904,819	-	-	-
Capital	$118,403	-	-	-
Transfers Out	$2,004,268	-	-	-
Professional Services	$53,532	$11,428	-	-100.00%
Total Planning & Development	$4,128,124	$178,428	-	-100.00%
Parks & Recreation				
Administration	-	$53,207	-	-100.00%
Supplies	-	$8,207	-	-100.00%
Capital	-	$45,000	-	-100.00%
Recreation	$16,246	-	-	-

Category	2024 Actuals	2025 Adopted	2026 Proposed	2025 Adopted vs. 2026 Proposed (% Change)
Program Operations	$16,246	-	-	-
Transfers Out	-	-	-	-
Total Parks & Recreation	$16,246	$53,207	-	-100.00%
Police				
Patrol	$38,525	-	-	-
Salaries & Wages	$17,100	-	-	-
Other Expenses	$4,325	-	-	-
Transfers Out	$17,100	-	-	-
Total Police	$38,525	-	-	-
Public Works				
Administration	$2,100,878	$456,595	-	-100.00%
Capital	$2,079,597	$450,000	-	-100.00%
Transfers Out	$21,281	$6,595	-	-100.00%
Transportation	-	$2,422,500	-	-100.00%
Transfers Out	-	$2,422,500	-	-100.00%
Facility Operation Services	$108,406	-	-	-
Capital	$54,203	-	-	-
Transfers Out	$54,203	-	-	-
Streets	$1,143,548	-	-	-
Capital	$623,609	-	-	-
Transfers Out	$519,939	-	-	-
Total Public Works	$3,352,832	$2,879,095	-	-100.00%
Central Charges				
Administration	$376	$21,330	-	-100.00%
Other Expenses	$376	-	-	-
Transfers Out	-	$21,330	-	-100.00%
Total Central Charges	$376	$21,330	-	-100.00%
Utilities				
Administration	-	-	-	-
Transfers Out	-	-	-	-
Total Utilities	-	-	-	-
Total GOVERNMENTAL GRANTS FUND	$4,973,311	$4,125,566	-	-100.00%
TRAILS & NATURAL AREAS FUND				
Parks & Recreation				
Administration	$3,361,203	$3,777,374	-	-100.00%
Other Expenses	$29,013	-	-	-
Capital	$3,332,190	$3,278,298	-	-100.00%
Transfers Out	-	$483,076	-	-100.00%
Professional Services	-	$16,000	-	-100.00%
Parks Maintenance	$393,929	$934,701	$2,455,513	162.71%
Capital	$393,929	$934,701	$2,455,513	162.71%
Total Parks & Recreation	$3,755,131	$4,712,075	$2,455,513	-47.89%
Total TRAILS & NATURAL AREAS FUND	$3,755,131	$4,712,075	$2,455,513	-47.89%
CONSERVATION TRUST FUND				

Category	2024 Actuals	2025 Adopted	2026 Proposed	2025 Adopted vs. 2026 Proposed (% Change)
Parks & Recreation				
Administration	-	$58,000	$90,000	55.17%
Capital	-	$58,000	$90,000	55.17%
Parks Maintenance	$159,422	$300,000	$1,387,067	362.36%
Salaries & Wages	-	-	$112,052	-
Benefits	-	-	$32,465	-
Capital	$159,422	$300,000	$1,242,550	314.18%
Total Parks & Recreation	$159,422	$358,000	$1,477,067	312.59%
Total CONSERVATION TRUST FUND	$159,422	$358,000	$1,477,067	312.59%
CEMETERY FUND				
Town Administration				
Clerk	$8,075	-	-	-
Maintenance	$8,075	-	-	-
Total Town Administration	$8,075	-	-	-
Total CEMETERY FUND	$8,075	-	-	-
TRANSPORTATION IMPACT FUND				
Public Works				
Administration	$2,236,775	$15,526,133	$8,675,000	-44.13%
Capital	$2,236,775	$15,526,133	$8,675,000	-44.13%
Total Public Works	$2,236,775	$15,526,133	$8,675,000	-44.13%
Utilities				
Administration	-	-	$3,500,000	-
Capital	-	-	$3,500,000	-
Total Utilities	-	-	$3,500,000	-
Total TRANSPORTATION IMPACT FUND	$2,236,775	$15,526,133	$12,175,000	-21.58%
PUBLIC FACILITIES IMPACT FUND				
Public Works				
Facility Operation Services	$7,248,091	$7,348,214	$2,279,814	-68.97%
Capital	$7,248,091	$7,348,214	$2,279,814	-68.97%
Total Public Works	$7,248,091	$7,348,214	$2,279,814	-68.97%
Total PUBLIC FACILITIES IMPACT FUND	$7,248,091	$7,348,214	$2,279,814	-68.97%
PARKS IMPROVEMENT IMPACT FUND				
Parks & Recreation				
Administration	$229,191	$9,174,069	$7,000,000	-23.70%
Capital	$229,191	$9,174,069	$7,000,000	-23.70%
Total Parks & Recreation	$229,191	$9,174,069	$7,000,000	-23.70%
Total PARKS IMPROVEMENT IMPACT FUND	$229,191	$9,174,069	$7,000,000	-23.70%
POLICE FACILITY IMPACT FUND				
Public Works				
Administration	-	-	$47,266,850	-
Other Expenses	$336	-	-	-
Capital	-$336	-	$47,266,850	-
Facility Operation Services	$86,618	$39,266,850	-	-100.00%

Category	2024 Actuals	2025 Adopted	2026 Proposed	2025 Adopted vs. 2026 Proposed (% Change)
Capital	$86,618	$39,266,850	-	-100.00%
Total Public Works	$86,618	$39,266,850	$47,266,850	20.37%
Total POLICE FACILITY IMPACT FUND	$86,618	$39,266,850	$47,266,850	20.37%
TREE IMPACT FUND				
Parks & Recreation				
Administration	$127,585	$219,000	$226,800	3.56%
Supplies	$39,474	$40,000	$55,000	37.50%
Program Operations	$88,111	$104,000	$121,800	17.12%
Capital	-	$75,000	$50,000	-33.33%
Total Parks & Recreation	$127,585	$219,000	$226,800	3.56%
Total TREE IMPACT FUND	$127,585	$219,000	$226,800	3.56%
STORM DRAINAGE IMPACT FUND				
Utilities				
Administration	-	$4,376,500	$7,050,000	61.09%
Capital	-	$4,376,500	$7,050,000	61.09%
Total Utilities	-	$4,376,500	$7,050,000	61.09%
Total STORM DRAINAGE IMPACT FUND	-	$4,376,500	$7,050,000	61.09%
FLEET & EQUIPMENT ACQUISITON FUND				
Information Technology				
Administration	-$36,499	-	$11,405	-
Other Expenses	$13	-	-	-
Capital	-$40,848	-	-	-
Debt	$4,336	-	$11,405	-
Total Information Technology	-$36,499	-	$11,405	-
Environmental Services				
Administration	-$40,871	-	-	-
Capital	-$40,871	-	-	-
Sustainability	$42,280	-	-	-
Capital	$42,280	-	-	-
Total Environmental Services	$1,409	-	-	-
Planning & Development				
Administration	$10,813	-	$21,632	-
Other Expenses	$13	-	-	-
Capital	$24,167	-	-	-
Debt	-$13,367	-	$21,632	-
Building Inspections	$21,310	$32,888	$21,310	-35.20%
Debt	$21,310	$32,888	$21,310	-35.20%
Total Planning & Development	$32,123	$32,888	$42,942	30.57%
Parks & Recreation				
Administration	-$102,683	-	-	-
Other Expenses	$26	-	-	-
Capital	$23,822	-	-	-
Debt	-$126,531	-	-	-
Parks Maintenance	$366,798	$728,786	$418,325	-42.60%

Category	2024 Actuals	2025 Adopted	2026 Proposed	2025 Adopted vs. 2026 Proposed (% Change)
Capital	$195,278	$411,898	$142,445	-65.42%
Debt	$171,519	$316,887	$275,880	-12.94%
Recreation	$75,728	$67,244	-	-100.00%
Capital	$66,086	$11,750	-	-100.00%
Debt	$9,642	$55,494	-	-100.00%
Total Parks & Recreation	$339,843	$796,029	$418,325	-47.45%
Police				
Administration	$18,884	-	$37,150	-
Other Expenses	$72	-	-	-
Capital	$292,198	-	-	-
Debt	-$273,386	-	$37,150	-
Investigation	$65,047	$109,397	$100,157	-8.45%
Debt	$65,047	$109,397	$100,157	-8.45%
Patrol	$264,292	$547,727	$588,655	7.47%
Capital	-	$18,506	-	-100.00%
Debt	$264,292	$529,221	$588,655	11.23%
Total Police	$348,223	$657,124	$725,962	10.48%
Public Works				
Administration	-$516,025	-	-	-
Other Expenses	-$159	-	-	-
Capital	-$421,008	-	-	-
Debt	-$94,857	-	-	-
Engineering	$38,493	$6,244	$61,131	879.04%
Debt	$38,493	$6,244	$61,131	879.04%
Transportation	-	$77,691	$762,833	881.88%
Capital	-	-	$685,717	-
Debt	-	$77,691	$77,116	-0.74%
Facility Operation Services	$24,589	$30,950	$28,615	-7.54%
Capital	$10,247	-	-	-
Debt	$14,342	$30,950	$28,615	-7.54%
Fleet	-	-	$50,435	-
Debt	-	-	$50,435	-
Streets	$60,371	$608,012	-	-100.00%
Capital	$23,760	$608,012	-	-100.00%
Debt	$36,611	-	-	-
Total Public Works	-$392,572	$722,897	$903,014	24.92%
Utilities				
Fleet	$249,996	$124,458	-	-100.00%
Capital	$202,021	$82,310	-	-100.00%
Debt	$47,975	$42,148	-	-100.00%
Total Utilities	$249,996	$124,458	-	-100.00%
Total FLEET & EQUIPMENT ACQUISITON FUND	$542,524	$2,333,395	$2,101,648	-9.93%
WATER FUND				
Environmental Services				
Sustainability	$341,896	$1,539,761	$558,245	-63.74%

Category	2024 Actuals	2025 Adopted	2026 Proposed	2025 Adopted vs. 2026 Proposed (% Change)
Salaries & Wages	$137,545	$143,873	$157,016	9.14%
Benefits	$39,810	$40,637	$45,353	11.61%
Utilities	-	-	$2,032	-
Program Operations	$157,282	$247,250	$246,500	-0.30%
Insurance	-	-	$49,344	-
Other Expenses	$7,258	$8,000	$8,000	0.00%
Capital	-	$1,100,000	$50,000	-95.45%
Total Environmental Services	$341,896	$1,539,761	$558,245	-63.74%
Public Works				
Administration	-	$290,736	$285,858	-1.68%
Salaries & Wages	-	$540	-	-100.00%
Services - Other	-	$3,838	-	-100.00%
Other Expenses	-	$500	-	-100.00%
Professional Services	-	$285,858	$285,858	0.00%
Engineering	-	$449,923	$447,123	-0.62%
Salaries & Wages	-	$41,073	$43,893	6.87%
Benefits	-	$525	$150	-71.43%
Utilities	-	-	$540	-
Supplies	-	$7,700	$400	-94.81%
Services - Other	-	$125	-	-100.00%
Other Expenses	-	$500	$2,140	328.00%
Professional Services	-	$400,000	$400,000	0.00%
Facility Operation Services	$1,499,137	$1,406,353	-	-100.00%
Capital	$1,499,137	$1,406,353	-	-100.00%
Debt	-$2,132,963	-	-	-
Debt	-$2,132,963	-	-	-
Total Public Works	-$633,826	$2,147,012	$732,981	-65.86%
Utilities				
Administration	$8,486,742	$137,910,618	$195,733,281	41.93%
Salaries & Wages	$302,497	$297,025	$470,551	58.42%
Benefits	$75,854	$83,481	$137,933	65.23%
Utilities	$21,204	$3,988	$7,129	78.76%
Supplies	$329	$15,900	$2,800	-82.39%
Services - Other	-	$250	$3,838	1,435.20%
Insurance	$1,311,790	$1,636,473	$1,558,178	-4.78%
Other Expenses	$2,909,844	$3,446,264	$3,677,481	6.71%
Capital	$3,137,723	$131,718,859	$189,221,421	43.66%
Professional Services	$727,501	$708,377	$653,950	-7.68%
Distribution	$441,010	$583,662	$833,082	42.73%
Salaries & Wages	$244,884	$285,624	$324,158	13.49%
Benefits	$72,667	$110,579	$96,502	-12.73%
Utilities	$3,804	$4,142	$4,632	11.83%
Maintenance	$39,842	$42,818	$30,400	-29.00%
Supplies	$13,345	$14,640	$13,182	-9.96%
Services - Other	-	$200	$200	0.00%
Other Expenses	$11,108	$11,870	$10,350	-12.81%

Category	2024 Actuals	2025 Adopted	2026 Proposed	2025 Adopted vs. 2026 Proposed (% Change)
Capital	-	$13,969	$177,359	1,169.66%
Debt	$18,277	$67,188	$126,999	89.02%
Professional Services	$37,084	$32,632	$49,300	51.08%
Locates	$196,932	$202,919	$214,108	5.51%
Salaries & Wages	$111,100	$120,810	$125,606	3.97%
Benefits	$34,318	$34,651	$37,510	8.25%
Utilities	-	-	$1,563	-
Maintenance	$42,270	$31,750	$32,000	0.79%
Supplies	$3,222	$2,850	$3,679	29.09%
Services - Other	$131	$200	$100	-50.00%
Other Expenses	$804	$8,658	$9,650	11.46%
Debt	$2,054	-	-	-
Professional Services	$3,032	$4,000	$4,000	0.00%
Backflow	$133,719	$228,166	$115,553	-49.36%
Salaries & Wages	$95,976	$162,692	$71,225	-56.22%
Benefits	$27,323	$46,667	$22,072	-52.70%
Utilities	-	-	$869	-
Maintenance	$95	$2,550	$1,175	-53.92%
Supplies	$2,685	$3,100	$4,387	41.52%
Services - Other	$73	$300	$200	-33.33%
Other Expenses	$2,011	$7,608	$9,625	26.51%
Professional Services	$5,557	$5,250	$6,000	14.29%
Water Treatment	$2,054,794	$2,352,188	$2,325,857	-1.12%
Salaries & Wages	$495,824	$582,394	$543,816	-6.62%
Benefits	$149,108	$160,360	$155,150	-3.25%
Utilities	$378,751	$380,224	$412,555	8.50%
Maintenance	$227,572	$276,754	$357,191	29.06%
Supplies	$71,689	$78,416	$119,415	52.28%
Services - Other	$45,429	$30,193	$35,463	17.45%
Other Expenses	$3,790	$6,649	$6,537	-1.68%
Capital	$29,672	$70,459	-	-100.00%
Debt	$6,217	$39,519	-	-100.00%
Professional Services	$646,741	$727,220	$695,730	-4.33%
Water Meters	$524,174	$639,138	$617,117	-3.45%
Salaries & Wages	$325,265	$355,409	$376,417	5.91%
Benefits	$98,674	$96,899	$110,116	13.64%
Utilities	$4,896	$4,156	$4,643	11.72%
Maintenance	$11,502	$16,000	$13,200	-17.50%
Supplies	$35,458	$19,600	$19,629	0.15%
Services - Other	$237	$2,150	$1,495	-30.47%
Other Expenses	$7,741	$9,967	$9,770	-1.98%
Capital	-	$69,405	-	-100.00%
Debt	$4,211	$20,535	$34,608	68.53%
Professional Services	$36,189	$45,018	$47,240	4.94%
Debt	$3,433,858	-	-	-
Debt	$3,433,858	-	-	-

Category	2024 Actuals	2025 Adopted	2026 Proposed	2025 Adopted vs. 2026 Proposed (% Change)
Total Utilities	$15,271,228	$141,916,691	$199,838,998	40.81%
Total WATER FUND	$14,979,298	$145,603,464	$201,130,225	38.14%
WASTEWATER FUND				
Public Works				
Administration	$5,336	$52,900	$52,900	0.00%
Benefits	-	-	-	-
Services - Other	-	$400	$400	0.00%
Capital	$5,336	-	-	-
Professional Services	-	$52,500	$52,500	0.00%
Engineering	-	$441,073	$41,893	-90.50%
Salaries & Wages	-	$41,073	$41,893	2.00%
Professional Services	-	$400,000	-	-100.00%
Facility Operation Services	$617,843	$587,189	-	-100.00%
Capital	$617,843	$587,189	-	-100.00%
Debt	$255,359	-	-	-
Debt	$255,359	-	-	-
Total Public Works	$878,538	$1,081,162	$94,793	-91.23%
Utilities				
Administration	$3,678,498	$21,208,089	$7,369,334	-65.25%
Salaries & Wages	$302,154	$292,194	$337,479	15.50%
Benefits	$75,779	$82,302	$99,149	20.47%
Utilities	$21,900	$1,793	$4,396	145.18%
Maintenance	-	$107,688	$107,688	0.00%
Supplies	-	$700	$200	-71.43%
Insurance	$161,004	$207,622	$61,252	-70.50%
Other Expenses	$1,445,926	$1,689,906	$1,579,803	-6.52%
Capital	$1,589,476	$18,325,633	$4,637,868	-74.69%
Professional Services	$82,259	$500,250	$541,500	8.25%
Collection	$428,505	$530,808	$531,674	0.16%
Salaries & Wages	$274,042	$268,593	$347,346	29.32%
Benefits	$82,311	$44,561	$101,838	128.54%
Utilities	$4,879	$5,134	$7,011	36.56%
Maintenance	$35,290	$61,900	$30,180	-51.24%
Supplies	$17,284	$14,980	$21,035	40.42%
Services - Other	-	$220	$220	0.00%
Other Expenses	$10,881	$25,570	$10,945	-57.20%
Capital	-	$102,631	-	-100.00%
Professional Services	$3,817	$7,220	$13,100	81.44%
Wastewater Treatment	$1,846,786	$2,173,679	$2,319,433	6.71%
Salaries & Wages	$439,907	$550,431	$663,718	20.58%
Benefits	$130,129	$147,085	$184,546	25.47%
Utilities	$577,043	$692,415	$762,396	10.11%
Maintenance	$223,980	$231,848	$218,394	-5.80%
Supplies	$50,425	$45,460	$89,265	96.36%
Services - Other	$45,227	$42,900	$40,600	-5.36%
Other Expenses	$5,174	$8,150	$10,420	27.85%

Category	2024 Actuals	2025 Adopted	2026 Proposed	2025 Adopted vs. 2026 Proposed (% Change)
Capital	$88,143	$151,000	-	-100.00%
Debt	$3,885	$8,565	$27,759	224.10%
Professional Services	$282,872	$295,825	$322,335	8.96%
Debt	$302,002	-	-	-
Debt	$302,002	-	-	-
Total Utilities	$6,255,792	$23,912,576	$10,220,441	-57.26%
Total WASTEWATER FUND	$7,134,330	$24,993,738	$10,315,234	-58.73%
STORM DRAINAGE OPERATING FUND				
Public Works				
Administration	$1,902	$105,825	$105,825	0.00%
Benefits	-	-	-	-
Capital	$1,902	-	-	-
Professional Services	-	$105,825	$105,825	0.00%
Engineering	$333,944	$666,056	$478,304	-28.19%
Salaries & Wages	$244,309	$267,765	$296,197	10.62%
Benefits	$72,103	$76,876	$84,965	10.52%
Utilities	-	$540	$3,747	593.89%
Supplies	$627	$2,500	$1,400	-44.00%
Services - Other	$112	$150	$150	0.00%
Other Expenses	$16,793	$38,225	$31,845	-16.69%
Professional Services	-	$280,000	$60,000	-78.57%
Facility Operation Services	$265,794	$321,295	-	-100.00%
Capital	$265,794	$321,295	-	-100.00%
Debt	-$11,694	-	-	-
Debt	-$11,694	-	-	-
Total Public Works	$589,946	$1,093,176	$584,129	-46.57%
Utilities				
Administration	$1,650,627	$9,734,350	$4,573,760	-53.01%
Salaries & Wages	$211,607	$177,492	$254,852	43.59%
Benefits	$54,787	$49,162	$73,839	50.20%
Utilities	$216	$1,295	$3,320	156.37%
Supplies	-	$500	$500	0.00%
Insurance	$3,804	$4,955	$61,252	1,136.17%
Other Expenses	$373,936	$454,759	$570,767	25.51%
Capital	$998,945	$8,816,756	$3,572,301	-59.48%
Professional Services	$7,331	$229,430	$36,930	-83.90%
Drainage Operations	$408,491	$1,113,529	$1,648,739	48.06%
Salaries & Wages	$119,734	$211,492	$364,933	72.55%
Benefits	$37,695	$55,017	$107,612	95.60%
Utilities	$17,320	$16,230	$31,653	95.03%
Maintenance	$138,318	$145,500	$627,600	331.34%
Supplies	$12,774	$39,000	$38,415	-1.50%
Services - Other	-	$200	$200	0.00%
Other Expenses	$10,855	$22,120	$12,750	-42.36%
Capital	$59,714	$596,509	$421,520	-29.34%

Category	2024 Actuals	2025 Adopted	2026 Proposed	2025 Adopted vs. 2026 Proposed (% Change)
Debt	$2,937	$11,022	$23,115	109.72%
Professional Services	$9,146	$16,440	$20,940	27.37%
Debt	$15,333	-	-	-
Debt	$15,333	-	-	-
Total Utilities	$2,074,451	$10,847,879	$6,222,499	-42.64%
Total STORM DRAINAGE OPERATING FUND	$2,664,397	$11,941,055	$6,806,628	-43.00%
AIRPORT FUND				
Public Works				
Administration	$1,667,736	$182,389	$33,334	-81.72%
Capital	$1,667,736	$182,389	$33,334	-81.72%
Airport	$378,842	$485,390	$404,635	-16.64%
Utilities	$31,923	$49,200	$35,600	-27.64%
Maintenance	$36,512	$115,500	$20,000	-82.68%
Supplies	$3,493	$13,050	$1,500	-88.51%
Services - Other	-	$735	-	-100.00%
Insurance	$37,668	$12,011	$36,500	203.89%
Other Expenses	$1,246	$29,595	$38,335	29.53%
Professional Services	$268,000	$265,300	$272,700	2.79%
Total Public Works	$2,046,578	$667,779	$437,969	-34.41%
Utilities				
Administration	-$1,405,301	-	-	-
Capital	-$1,405,301	-	-	-
Total Utilities	-$1,405,301	-	-	-
Total AIRPORT FUND	$641,277	$667,779	$437,969	-34.41%
INSURANCE FUND				
Central Charges				
Administration	-	-	$1,500,062	-
Insurance	-	-	$1,500,062	-
Total Central Charges	-	-	$1,500,062	-
Total INSURANCE FUND	-	-	$1,500,062	-
Total Expenditures	**$131,681,683**	**$363,737,826**	**$393,546,880**	**8.20%**

Expenditures by Fund Type

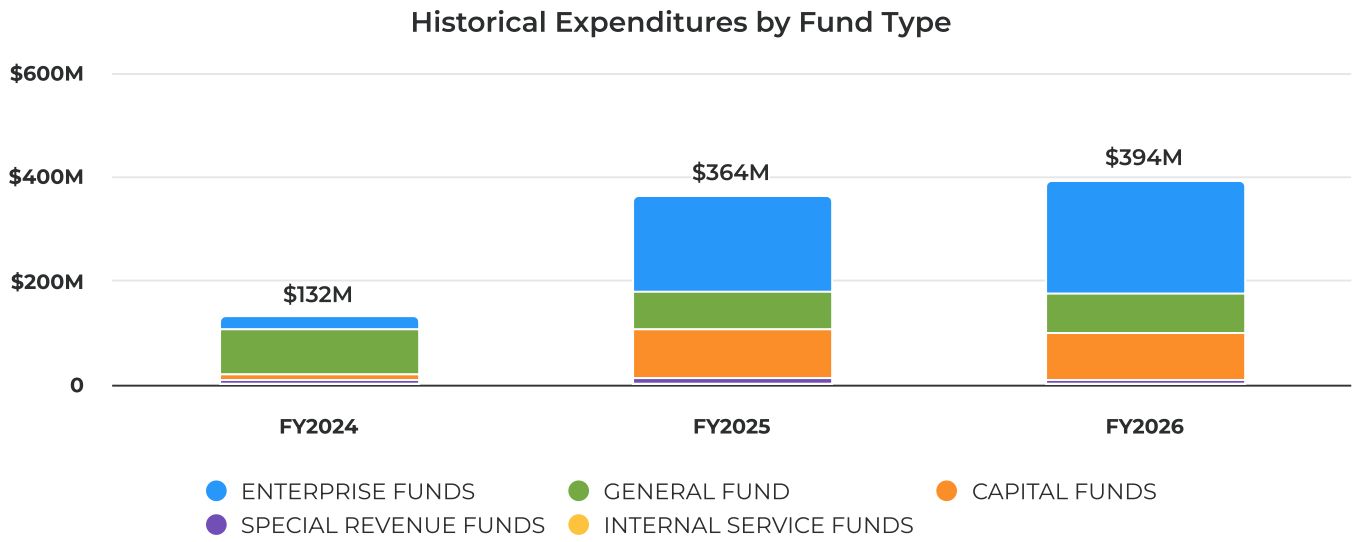

In FY2026, the Town's total expenses increased by 8.2% to $393.5 million compared to the previous year. The largest category, Enterprise Funds, grew by 19.37% to $218.7 million, representing 55.57% of the total budget. This increase of $35.5 million continues the significant growth trend from the prior year.

Capital Funds, the second largest category, decreased by 5.23% to $91.8 million, making up 23.32% of the total. This decline of $5.1 million contrasts with the substantial increase seen in the previous year.

The General Fund rose by 4.69% to $75.5 million, accounting for 19.2% of the total budget, reversing the prior year's decrease. Special Revenue Funds experienced a notable decrease of 57.23%, falling to $3.9 million and representing just 1% of the total expenses. Internal Service Funds increased by 54.35% to $3.6 million, now 0.92% of the total budget.

Overall, the budget shows continued growth in Enterprise Funds and Internal Service Funds, a moderate increase in the General Fund, and declines in Capital and Special Revenue Funds compared to the previous year.

FY26 Expenditures by Fund Type

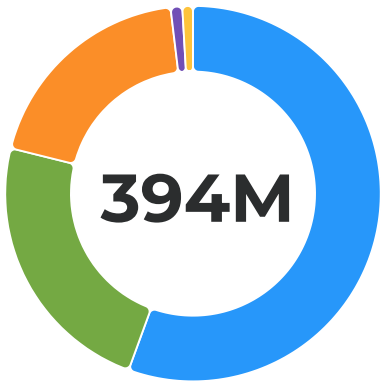

ENTERPRISE FUNDS	$218,690,056	55.57%
CAPITAL FUNDS	$91,777,322	23.32%
GENERAL FUND	$75,545,213	19.20%
SPECIAL REVENUE FUNDS	$3,932,580	1.00%
INTERNAL SERVICE FUNDS	$3,601,710	0.92%

For the fiscal year expenditures by fund type, Enterprise Funds account for $218.7 million, representing 55.57% of the total expenses. Capital Funds follow with $91.8 million, or 23.32%. The General Fund comprises $75.5 million, which is 19.2% of the expenditures. Special Revenue Funds contribute $3.9 million, making up 1%, and Internal Service Funds total $3.6 million, representing 0.92% of the fiscal year expenses.

Expenditures by Fund Type

Category	2024 Actuals	2025 Adopted	2026 Proposed	2025 Adopted vs. 2026 Proposed (% Change)
SPECIAL REVENUE FUNDS	$8,895,939	$9,195,641	$3,932,580	-57.23%
INTERNAL SERVICE FUNDS	$542,524	$2,333,395	$3,601,710	54.35%
GENERAL FUND	$86,895,659	$72,161,360	$75,545,213	4.69%
CAPITAL FUNDS	$9,928,259	$96,841,394	$91,777,322	-5.23%
ENTERPRISE FUNDS	$25,419,302	$183,206,036	$218,690,056	19.37%
Total Expenditures	**$131,681,683**	**$363,737,826**	**$393,546,880**	**8.20%**

Funds Summary Overview

Changes in Fund Balances/Working Capital - 2026 Budget

2026 Budget	Beginning Balance	Revenues - Proposed	Expenditures - Proposed	Net Increase/ Decrease	Restricted	Ending Balance
General Fund - 100	24,918,869	69,306,130	75,545,213	**(6,239,083)**	(3,328,546)	**15,351,240**
Capital Improvement Fund - 110	28,764,084	10,000,000	15,778,858	**(5,778,858)**	-	**22,985,226**
Grants Fund*	-	-	-	-	-	-
Trails & Natural Areas Fund	7,431,020	3,079,000	2,455,513	**623,487**	-	**8,054,507**
Conservation Trust Fund	1,538,007	350,000	1,477,067	**(1,127,067)**	-	**410,940**
Cemetery Fund	523,298	-	-	-	-	**523,298**
Total Special Revenue Funds	9,492,326	3,429,000	3,932,580	**(503,580)**	-	**8,988,746**
Transportation Impact Fund	29,753,282	4,065,740	12,175,000	**(8,109,260)**	-	**21,644,022**
Public Facilities Impact Fund	6,544,491	2,615,920	2,279,814	**336,106**	-	**6,880,597**
Parks Improvement Impact Fund	16,110,165	1,650,940	7,000,000	**(5,349,060)**	-	**10,761,105**
Police Facilities Impact Fund*	804,781	454,100	47,266,850	**(46,812,750)**	-	**(46,007,969)**
Tree Impact Fund	1,662,386	201,000	226,800	**(25,800)**	-	**1,636,586**
Storm Drainage Impact Fund	10,801,067	1,124,180	7,050,000	**(5,925,820)**	-	**4,875,247**
Total Capital Funds	65,676,173	10,111,880	75,998,464	**(65,886,584)**	-	**27,290,823**
Insurance Fund	-	2,093,062	1,500,062			
Fleet & Equipment Acquisiton Fund	3,732	2,156,853	2,156,853	-	-	**3,732**
Total Internal Service Funds	3,732	4,249,915	3,656,915	**593,000**	-	**596,732**
Water Fund*	136,081,196	31,285,800	201,130,225	**(169,844,425)**	-	**(33,763,229)**
Wastewater Fund	41,406,131	12,124,000	10,315,234	**1,808,766**	-	**43,214,897**
Storm Drainage Operating Fund*	1,701,803	1,959,809	6,806,628	**(4,846,819)**	-	**(3,145,016)**
Airport Fund	122,719	370,848	437,969	**(67,121)**	-	**55,598**
Total Enterprise Funds	179,311,849	45,740,457	218,690,056	**(172,949,599)**	-	**6,362,250**

Note: For Storm Drainage, we anticipate debt or grants that are not budgeted on the revenue side until receipt. Coal Creek Reach 2 and 4 will have grants that will offset the negative. If the grants are not received, the project will be delayed. The remaining funds showing negative balances are due to anticipated debt issuances.

GENERAL FUND

Summary

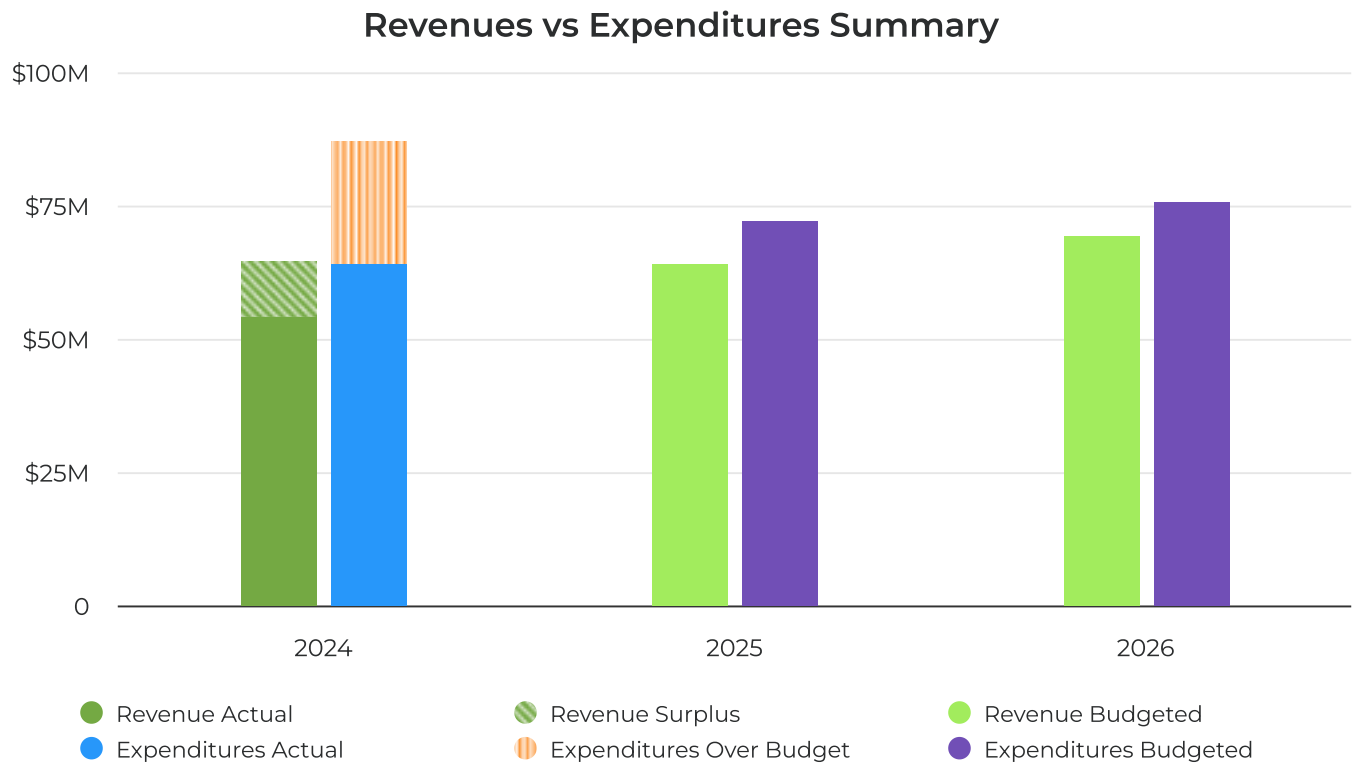

In the target budget year 2026, the General Fund's expenditures are budgeted at $75.5 million, reflecting a 4.69% increase from the previous year's $72.2 million. This growth in expenditures is notably smaller compared to the 12.57% increase seen in the prior period.

On the revenue side, the budgeted amount for 2026 is $69.3 million, which is an 8.33% increase from the previous year's $64 million. This revenue growth rate is less than the 18.29% increase experienced in the prior period but remains higher than the rate of increase in expenditures for 2026.

Overall, the budgeted revenues and expenditures both continue to rise in 2026, with revenues increasing at a faster rate than expenditures compared to the previous year, narrowing the gap between the two categories.

Revenues by Revenue Type

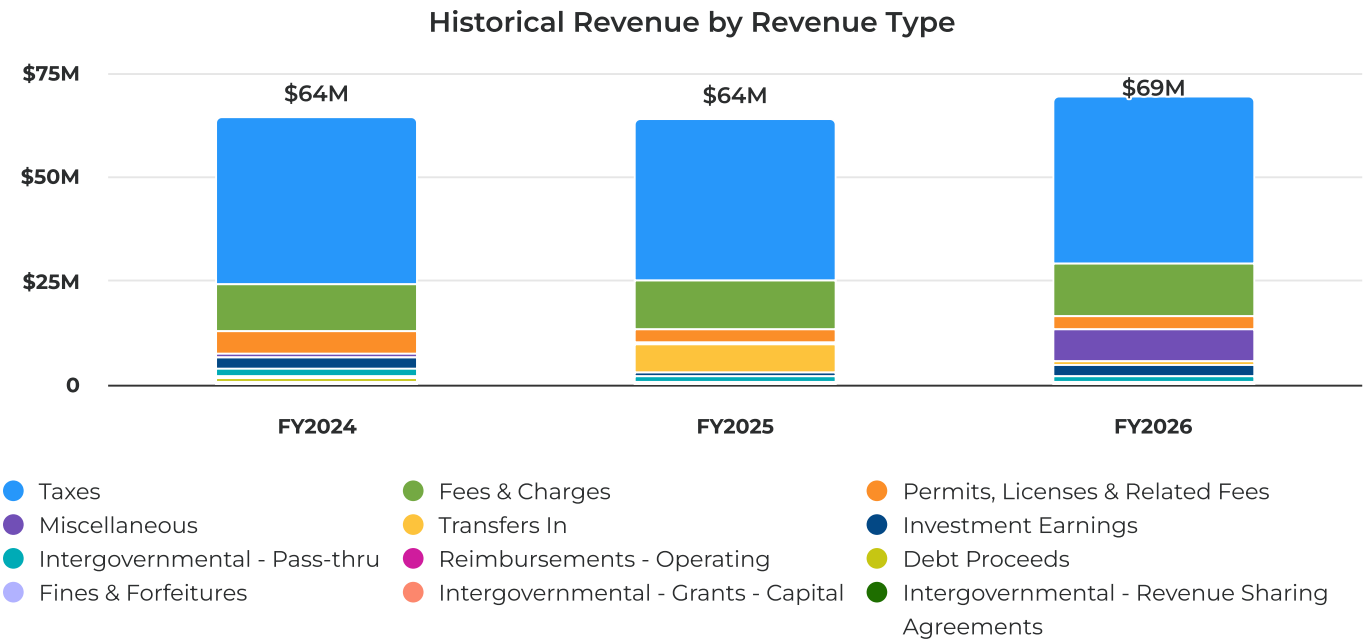

The General Fund's total revenue for FY2026 is $69.3 million, marking an 8.33% increase from the previous year's $64 million. Taxes remain the largest revenue source at $40.2 million, accounting for 57.94% of the total, and have increased by $1.2 million or 3.16% compared to the prior year.

Fees & Charges also grew, rising by $748,415 or 6.35% to $12.5 million, representing 18.09% of total revenue. Miscellaneous revenue experienced a significant increase of $7.1 million, up 1,329.35% to $7.6 million, now making up 11.01% of the total.

Investment Earnings increased by $1.5 million or 167.14% to $2.3 million, contributing 3.37% of total revenue. Intergovernmental - Pass-thru revenue saw a modest rise of $35,100 or 2.23% to $1.6 million, which is 2.32% of the total. Reimbursements - Operating increased by $108,750 or 31.07% to $458,750, accounting for 0.66% of total revenue.

Conversely, Transfers In decreased sharply by $5.3 million or 81.88% to $1.2 million, now representing only 1.71% of total revenue. Permits, Licenses & Related Fees remained relatively stable with a slight decrease of $7,883 or 0.24% to $3.2 million, making up 4.66% of the total. Fines & Forfeitures declined by $5,000 or 3.03% to $160,000, accounting for 0.23% of total revenue.

FY26 Revenues by Revenue Type

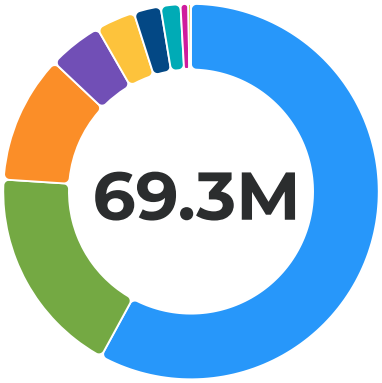

Taxes	$40,156,606	57.94%
Fees & Charges	$12,537,630	18.09%
Miscellaneous	$7,632,750	11.01%
Permits, Licenses & Related Fees	$3,229,368	4.66%
Investment Earnings	$2,337,500	3.37%
Intergovernmental - Pass-thru	$1,610,450	2.32%
Transfers In	$1,183,076	1.71%
Reimbursements - Operating	$458,750	0.66%
Fines & Forfeitures	$160,000	0.23%

The GENERAL FUND's Fiscal Year Revenue by Revenue Type is led by Taxes, which account for $40.2 million or 57.94% of the total revenue. Fees & Charges contribute $12.5 million, representing 18.09%. Miscellaneous revenues amount to $7.6 million, making up 11.01%. Permits, Licenses & Related Fees provide $3.2 million, or 4.66%. Investment Earnings total $2.3 million, which is 3.37% of the revenue. Intergovernmental - Pass-thru revenues are $1.6 million, accounting for 2.32%. Transfers In contribute $1.2 million, or 1.71%. Reimbursements - Operating add $458,750, representing 0.66%, and Fines & Forfeitures bring in $160,000, which is 0.23% of the total revenue.

Revenues by Revenue Type

Category	2024 Actuals	2025 Adopted	2026 Proposed	2025 Adopted vs. 2026 Proposed (% Change)
Intergovernmental - Pass-thru	$1,844,334	$1,575,350	$1,610,450	2.23%
Intergovernmental - Grants - Capital	$423,776	-	-	-
Fees & Charges	$11,470,422	$11,789,215	$12,537,630	6.35%
Permits, Licenses & Related Fees	$5,166,711	$3,237,250	$3,229,368	-0.24%
Fines & Forfeitures	$155,566	$165,000	$160,000	-3.03%
Reimbursements - Operating	$511,861	$350,000	$458,750	31.07%
Investment Earnings	$2,743,437	$875,000	$2,337,500	167.14%
Miscellaneous	$1,166,873	$534,000	$7,632,750	1,329.35%
Transfers In	-	$6,527,827	$1,183,076	-81.88%
Taxes	$40,102,021	$38,925,806	$40,156,606	3.16%
Intergovernmental - Revenue Sharing Agreements	$75,349	-	-	-
Debt Proceeds	$723,532	-	-	-
Total Revenues	**$64,383,880**	**$63,979,448**	**$69,306,130**	**8.33%**

Revenues by Department

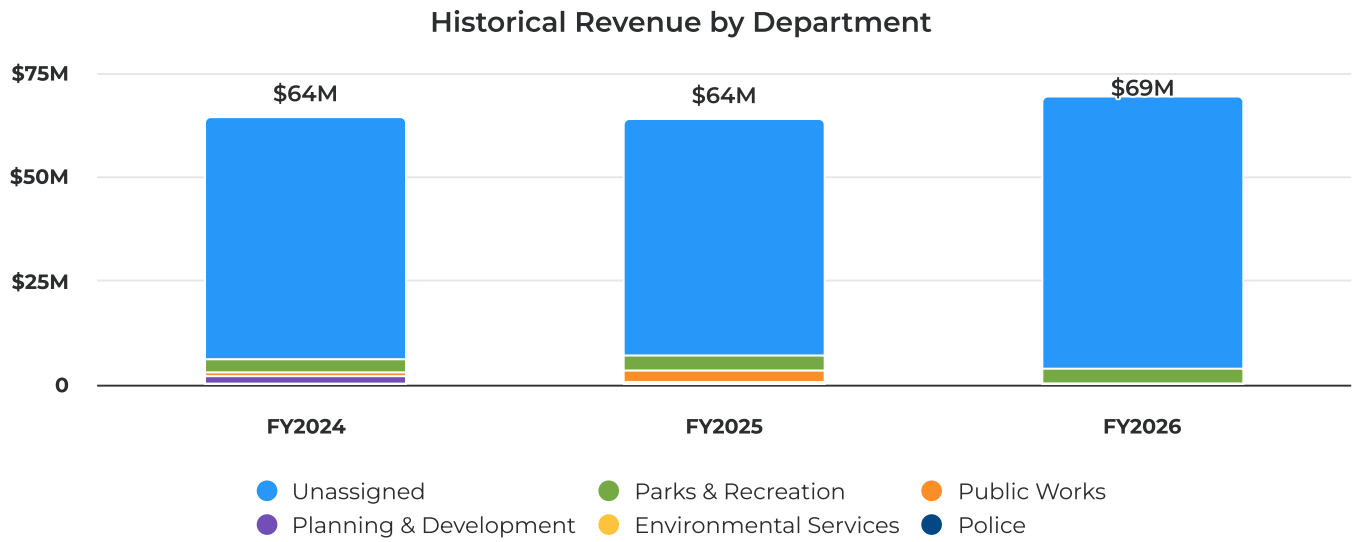

The General Fund's total revenue for FY2026 is $69.3 million, marking an 8.33% increase from the previous year's $64 million. The largest revenue category, Unassigned, grew by $8.5 million or 14.91%, reaching $65.7 million and representing 94.77% of the total revenue, up from 89.34% in the prior year.

Parks & Recreation revenue increased by $323,700 or 9.81%, totaling $3.6 million and accounting for 5.23% of the overall revenue, a slight rise from 5.16% previously. The Police department's revenue remained steady at $4,000, maintaining its 0.01% share of the total.

Significant decreases occurred in Public Works and Planning & Development. Public Works revenue dropped from $2.6 million to zero, a 100% decrease, removing its 4.1% share from the budget. Planning & Development revenue also fell from $895,000 to zero, a 100% decrease, eliminating its 1.4% share. Environmental Services revenue remained at zero.

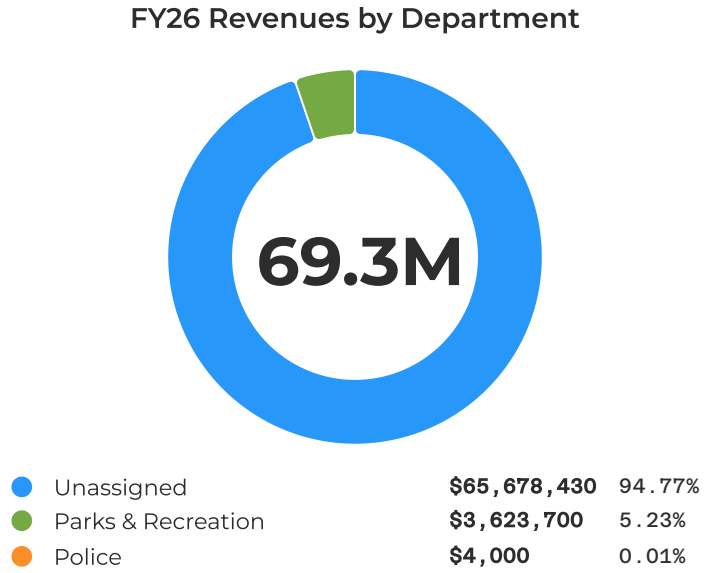

For the GENERAL FUND Fiscal Year Revenue by Department, Unassigned revenue accounts for $65.7 million, representing 94.77% of the total. Parks & Recreation contributes $3.6 million, which is 5.23%. Police revenue is $4,000, making up 0.01% of the total revenue.

Revenues by Department

Category	2024 Actuals	2025 Adopted	2026 Proposed	2025 Adopted vs. 2026 Proposed (% Change)
Unassigned	$58,262,010	$57,157,948	$65,678,430	14.91%
Environmental Services	$77,550	-	-	-
Planning & Development	$2,027,819	$895,000	-	-100.00%
Parks & Recreation	$3,392,440	$3,300,000	$3,623,700	9.81%
Police	$23,084	$4,000	$4,000	0.00%
Public Works	$600,978	$2,622,500	-	-100.00%
Total Revenues	**$64,383,880**	**$63,979,448**	**$69,306,130**	**8.33%**

Expenditures by Object

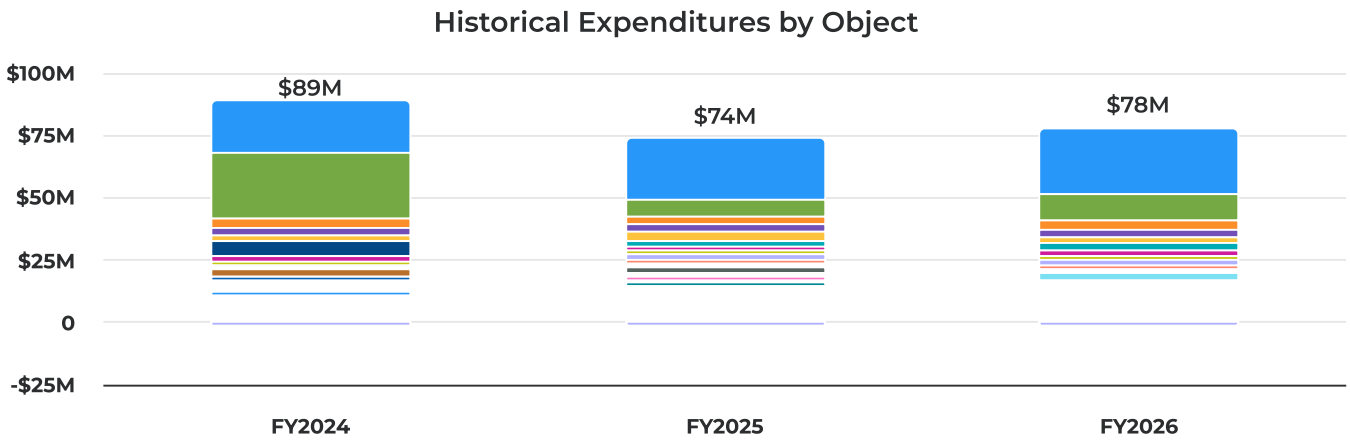

- Salaries - Regular
- Salaries - Part-time
- Arbitrage Rebate
- Transfer to Fleet & Equipment Acquistion Fund
- IGA Reimbursements - HOA Pocket Park
- Property Insurance Claims
- Utilities - Electric Service
- Legal Services
- Subscriptions (SBITAs)
- Dispatching Services
- Special Events
- Travel & Conferences
- Transfer to Airport Fund
- Utilities - Waste Disposal Service
- Training & Tuition
- Street Maint Supplies
- Space Rental
- Utilities - Internet/Data Service
- Park Maint Supplies
- Employee Appreciation Program
- PTO Sell Back
- Bldgs/Grounds Maint Supplies
- Grants to Other Outside Agencies
- Grants to Erie Chamber of Commerce
- Legal Services - Other
- Utilities - Gas Service
- Public Safety Equipment
- Utilities - Telecom System Lease
- Furniture
- Advertising & Publishing
- Economic Development
- Paid Parental Leave
- Transfer to Capital Improvement Fund
- Consultation Services
- Maintenance Contracts
- Retirement Plan - Defined Contribution
- Consultation Services - Reimbursable
- Program Operations
- Street Maint Services
- Retirement Plan - FPPA
- Utilities - Water Service
- Salaries - Overtime
- Office Equipment
- General Obligation Bonds - Interest
- Dental Insurance
- Life Insurance
- Concrete Maintenance Program
- Vehicle Fuel
- Clothing & Uniforms
- Salaries - Bonuses
- Economic Development Incentives
- Auditing/Accounting Services
- Engineering Services
- Safety Supplies
- Community Engagement
- Marketing
- Food & Related Services
- Open Space/Trails Maint Supplies
- Internship program
- Printing & Copy Services
- Grants to Erie Economic Development Council
- Forestry Maint Supplies
- Mosquito Control Program
- Sprinkler Syst Maint Supplies
- Health Insurance
- Construction
- FICA - Social Security
- General Obligation Bonds - Principal
- Non-project
- Software Services & Licenses
- Property & Liability Insurance
- Equipment Maint Services
- FICA - Medicare
- Bldgs/Grounds Maint Services
- Health Savings Account
- Street Striping Services
- Workers Compensation
- Membership Dues
- Tools & Equipment
- Utilities - Telecom Service
- Active Net Fees
- Vehicle Maint Services
- Engineering Services - Reimbursable
- Other Employee Benefits
- Postage
- Shop Supplies
- Lifestyle Spending Account
- Vision Insurance
- SUTA
- Bank Charges
- Salaries Adjustments
- Noncap Reclass (PD 13)
- Restroom Rental
- Equipment Maint Supplies
- Household Haz Waste Program
- Office Equipment Maint Services

- Legal Services - Litigation
- Employee Assistance Program
- Pool Chemicals/Maint Supplies
- Other Equipment
- Books, Publications & Reference Materials
- County Treasurer's Fees
- Dust Abatement Services
- Utilities - Phone Stipend
- Trees & Plants
- Employee Tuition Assistance Program
- Airport Advisory Board
- Capital Leases - Principal
- Sustainability Committee
- Drug Task Force Program Expenses
- Laboratory Supplies
- Peer Support
- Tree Board Operating
- Code Enforcement Supplies
- Drug & Alcohol Testing
- Court Appointed Attorney
- Salaries - Overtime - Reimb
- Paying Agent Fees
- Utilities - Reimbursable
- Informant Fees
- Juror Fees
- Dental Insurance - Employee Contribution
- Noncap Reclass (Pd 13)
- Benefit Expense Allocation
- Athletic Field Maint Supplies
- Signage & Traffic Controls
- ECP Concession Supplies
- Ammunition & Targets
- Equipment/Vehicle Rental - Operating Lease
- Equipment Less than $10K, Non-Capital
- Fitness Equip Maint Supplies
- Vandalism Maint Supplies
- Records Management
- Signal Maint Services
- Legal Services - Reimbursable
- Cafeteria Plan
- Investigation Supplies
- Historical Preservation Commission
- Background Screening
- Server Equipment
- Concrete Repair Services - Reimb.
- Recording Fees
- Planning Operating
- Courier Services
- SWAT Team Equipment
- OSTAB Operating
- Sentencing Fund
- Permits, Licenses & Other Fees
- Cash Drawer Long/Short
- Utilities - Telecom Allocation
- Health Insurance - Employee Contribution
- Efficiency Program
- Safety Program
- Restorative Justice Program
- Recruitment
- Staffing Services
- Election Services - Mail Ballot
- Vehicle Maint Supplies
- Animal Impoundment
- Laboratory Services
- Codification Services
- Playground Maint Supplies
- Shop Services
- Property Taxes
- Salaries - Overtime - Leaf
- Salaries - Temporary
- Translation Services
- Advertising & Publishing - Reimbursable
- Printer Supplies
- Recording Fees - Reimbursable
- Capital Leases - Interest
- Traffic Patrol Supplies
- Towing/Impoundment Services
- Incarceration Services
- Employee Relocation
- Vision Insurance - Employee Contribution
- Office Supplies
- P&L Insurance Allocation

The General Fund's total expenditures for FY2026 increased by 4.69% to $75.5 million compared to the previous year. The largest expenditure category remained Salaries - Regular, which rose by $1.6 million or 6.51% to $26.7 million, representing 35.3% of the total budget, a slight increase in its share from 34.7% the prior year.

The Transfer to Capital Improvement Fund saw a significant increase of $3.5 million or 53.85%, reaching $10 million and accounting for 13.24% of total expenditures, reversing the prior year's large decrease. Health Insurance expenditures also increased notably by $927,093 or 31.69% to $3.9 million, now 5.1% of the total budget.

Salaries - Part-time grew by $232,719 or 6.85% to $3.6 million, making up 4.8% of the budget. Arbitrage Rebate increased by $690,199 or 27.61% to $3.2 million, representing 4.22% of total expenditures. Maintenance Contracts rose by $320,019 or 23.42% to $1.7 million, increasing its share to 2.23%.

Consultation Services experienced a decrease of $1.3 million or 39.25%, falling to $2.1 million and 2.76% of the total. Consultation Services - Reimbursable dropped sharply by $2.1 million or 84.78% to $375,000. The Transfer to Fleet & Equipment Acquisition Fund decreased slightly by $176,543 or 7.57% to $2.2 million, now 2.86% of the budget.

Other notable changes include the introduction of Non-project expenditures at $2.6 million (3.49% of total) and the elimination of Property & Liability Insurance and Property Insurance Claims, both reduced to zero from the previous year.

Overall, the budget reflects targeted increases in key salary and capital improvement areas alongside reductions in certain service and insurance categories.

For the GENERAL FUND fiscal year expenditures by object, Salaries - Regular account for $26.7 million, representing 35.35% of the total. The Transfer to Capital Improvement Fund follows with $10 million, or 13.27%. Health Insurance expenses are $3.8 million, making up 5.08%, while Salaries - Part-time total $3.6 million, or 4.81%. Arbitrage Rebate expenditures amount to $3.2 million, which is 4.23% of the total.

Non-project costs are $2.6 million, representing 3.5%, and the Transfer to Fleet & Equipment Acquisition Fund is $2.2 million, or 2.86%. Consultation Services expenses are $2.1 million, accounting for 2.77%. Both FICA - Social Security and Maintenance Contracts are close in value, with $1.7 million each, representing 2.28% and 2.24% respectively. There are an additional 137 smaller categories not listed here.

Expenditures by Object

Category	2024 Actuals	2025 Adopted	2026 Proposed	2025 Adopted vs. 2026 Proposed (% Change)
Utilities - Phone Stipend	-	$25,440	$31,380	23.35%
Recruitment	-	$12,000	$77,000	541.67%
Sentencing Fund	-	$2,000	-	-100.00%
Health Savings Account	$165,767	$262,800	$462,202	75.88%
Salaries - Regular	$21,060,369	$25,039,155	$26,668,656	6.51%
Salaries - Part-time	$2,778,768	$3,396,649	$3,629,368	6.85%
Salaries - Temporary	-	$15,600	-	-100.00%
Salaries - Overtime	$371,978	$405,111	$411,792	1.65%
Salaries - Overtime - Reimb	$297	$4,000	$2,000	-50.00%
Salaries - Overtime - Leaf	$1,074	$9,700	$9,700	0.00%
Salaries - Bonuses	$120,166	$182,950	$157,200	-14.07%
Salaries Adjustments	-	$59,920	$126,800	111.62%
PTO Sell Back	$83,453	$131,000	$103,000	-21.37%
Internship program	-	$113,000	$90,000	-20.35%
Paid Parental Leave	$141,197	-	-	-
Benefit Expense Allocation	-$923,955	-$978,510	-$1,238,167	26.54%
FICA - Social Security	$1,339,247	$1,549,166	$1,722,925	11.22%
FICA - Medicare	$390,485	$445,760	$501,185	12.43%
SUTA	$53,766	$80,000	$80,000	0.00%
Retirement Plan - Defined Contribution	$905,088	$1,248,776	$1,452,997	16.35%
Retirement Plan - FPPA	$492,297	$487,325	$589,718	21.01%
Health Insurance	$3,823,716	$2,925,837	$3,852,931	31.69%
Health Insurance - Employee Contribution	-$494,312	-$285,949	-$300,000	4.91%
Vision Insurance	$73,255	$84,285	$89,048	5.65%
Vision Insurance - Employee Contribution	-$6,004	-$8,000	-$8,000	0.00%
Dental Insurance	$207,320	$258,009	$262,098	1.58%
Dental Insurance - Employee Contribution	-$30,473	-$25,000	-$25,000	0.00%
Life Insurance	$206,417	$219,501	$246,764	12.42%
Workers Compensation	$418,032	$305,383	-	-100.00%
Cafeteria Plan	$6,702	$15,000	$15,000	0.00%

Category	2024 Actuals	2025 Adopted	2026 Proposed	2025 Adopted vs. 2026 Proposed (% Change)
Employee Assistance Program	$35,623	$40,000	$40,000	0.00%
Lifestyle Spending Account	-	-	$256,325	-
Employee Appreciation Program	$100,840	$131,400	$130,500	-0.68%
Employee Tuition Assistance Program	$10,000	$20,000	$15,000	-25.00%
Clothing & Uniforms	$102,717	$207,929	$169,987	-18.25%
Employee Relocation	$1,000	-	-	-
Other Employee Benefits	$27,574	$285,825	$32,500	-88.63%
Utilities - Electric Service	$833,465	$634,021	$693,880	9.44%
Utilities - Gas Service	$63,400	$78,593	$70,000	-10.93%
Utilities - Waste Disposal Service	$208,206	$239,447	$239,447	0.00%
Utilities - Water Service	$480,314	$482,328	$482,328	0.00%
Utilities - Telecom Service	$144,199	$184,200	$220,900	19.92%
Utilities - Internet/Data Service	$88,799	$160,000	$214,500	34.06%
Utilities - Telecom System Lease	$58,972	$60,096	$60,000	-0.16%
Utilities - Telecom Allocation	-$23,147	-$35,779	-$54,208	51.51%
Utilities - Reimbursable	$2,925	-	-	-
Maintenance Contracts	$1,828,600	$1,366,349	$1,686,368	23.42%
Software Services & Licenses	-$165,879	$1,248,215	$1,234,438	-1.10%
Bldgs/Grounds Maint Services	$243,338	$492,230	$410,493	-16.61%
Office Equipment Maint Services	$43,227	$42,000	$44,400	5.71%
Vehicle Maint Services	$98,265	$182,100	$176,727	-2.95%
Equipment Maint Services	$401,628	$587,875	$490,374	-16.59%
Street Maint Services	$531,156	$732,100	$882,100	20.49%
Street Striping Services	$274,738	$285,000	$300,000	5.26%
Concrete Repair Services - Reimb.	-	$10,000	-	-100.00%
Signal Maint Services	$4,848	$20,000	$20,000	0.00%
Dust Abatement Services	$17,836	$21,600	$21,600	0.00%
Bldgs/Grounds Maint Supplies	$71,125	$106,054	$126,108	18.91%
Equipment Less than $10K, Non-Capital	-	$40,000	$29,716	-25.71%
Office Equipment	$178,196	$485,080	$296,235	-38.93%
Office Supplies	-$306,936	$80,450	$58,500	-27.28%
Printer Supplies	$2,285	$2,400	$3,200	33.33%
Tools & Equipment	$159,824	$245,600	$165,600	-32.57%
Safety Supplies	$61,124	$105,900	$129,140	21.95%
Park Maint Supplies	$201,539	$174,400	$72,500	-58.43%
Open Space/Trails Maint Supplies	$81,221	$92,300	$38,000	-58.83%
Trees & Plants	$15,582	$18,900	$19,500	3.17%
Forestry Maint Supplies	$54,107	$56,700	$34,700	-38.80%
Sprinkler Syst Maint Supplies	$46,718	$49,000	$42,250	-13.78%
Athletic Field Maint Supplies	$47,526	$38,850	$39,000	0.39%
Playground Maint Supplies	$11,218	$9,000	$18,000	100.00%
Vandalism Maint Supplies	$8,680	$31,000	$16,000	-48.39%
ECP Concession Supplies	$29,109	$39,600	$37,600	-5.05%
Pool Chemicals/Maint Supplies	$33,216	$36,200	$36,900	1.93%
Fitness Equip Maint Supplies	$13,163	$13,000	$31,000	138.46%

Category	2024 Actuals	2025 Adopted	2026 Proposed	2025 Adopted vs. 2026 Proposed (% Change)
Ammunition & Targets	$26,783	$28,572	$41,900	46.65%
SWAT Team Equipment	-	$3,000	$3,000	0.00%
Investigation Supplies	$9,949	$12,800	$8,800	-31.25%
Traffic Patrol Supplies	$569	$2,600	$2,600	0.00%
Code Enforcement Supplies	$2,449	$3,000	$3,000	0.00%
Vehicle Maint Supplies	$10,364	$22,000	$24,500	11.36%
Equipment Maint Supplies	$31,336	$84,500	$26,678	-68.43%
Vehicle Fuel	$171,080	$180,200	$204,680	13.58%
Shop Supplies	$103,820	$80,000	$102,000	27.50%
Street Maint Supplies	$103,060	$209,000	$254,000	21.53%
Signage & Traffic Controls	$58,055	$16,700	$35,368	111.78%
Laboratory Supplies	$3,628	$7,500	$7,500	0.00%
Legal Services	$532,873	$568,000	$520,000	-8.45%
Legal Services - Reimbursable	$28,340	$10,000	-	-100.00%
Legal Services - Litigation	$27,931	$50,000	$50,000	0.00%
Legal Services - Other	$55,082	$90,000	$100,000	11.11%
Consultation Services	$2,098,141	$3,431,840	$2,084,975	-39.25%
Consultation Services - Reimbursable	$112,775	$2,463,655	$375,000	-84.78%
Engineering Services	$104,221	$128,616	$79,500	-38.19%
Engineering Services - Reimbursable	$81,953	$200,000	$100,000	-50.00%
Auditing/Accounting Services	$105,530	$125,663	$126,000	0.27%
Staffing Services	$22,075	$51,000	-	-100.00%
Printing & Copy Services	$40,050	$70,650	$64,375	-8.88%
Courier Services	$1,745	$2,550	$2,400	-5.88%
Election Services - Mail Ballot	$29,397	-	$40,000	-
Records Management	$13,004	$19,500	$14,576	-25.25%
Codification Services	$17,592	$15,000	$11,100	-26.00%
Drug & Alcohol Testing	$910	$4,455	$2,315	-48.04%
Background Screening	$2,652	$10,650	$4,450	-58.22%
Translation Services	$3,831	$4,000	$4,000	0.00%
Court Appointed Attorney	$1,730	$2,000	$3,000	50.00%
Informant Fees	$58	$1,000	$400	-60.00%
Dispatching Services	$399,817	$456,600	$442,900	-3.00%
Animal Impoundment	$14,800	$19,760	$20,600	4.25%
Incarceration Services	-	$1,000	$500	-50.00%
Towing/Impoundment Services	-	$1,500	$1,500	0.00%
Laboratory Services	$10,000	$15,500	$19,500	25.81%
Shop Services	$17,746	$8,500	$8,500	0.00%
Program Operations	$670,639	$807,880	$872,480	8.00%
Safety Program	$27,523	$50,000	$30,000	-40.00%
Restorative Justice Program	$32,303	$38,400	$32,300	-15.89%
Drug Task Force Program Expenses	-	$10,000	$16,500	65.00%
Mosquito Control Program	$34,709	$53,550	$53,550	0.00%
Household Haz Waste Program	$38,663	$48,000	$55,000	14.58%
Efficiency Program	$55,227	$35,000	$35,000	0.00%

Category	2024 Actuals	2025 Adopted	2026 Proposed	2025 Adopted vs. 2026 Proposed (% Change)
Peer Support	$2,845	$6,600	$5,600	-15.15%
Property & Liability Insurance	$822,116	$1,153,469	-	-100.00%
Property Insurance Claims	$1,551,834	$802,874	-	-100.00%
P&L Insurance Allocation	-$399,012	-$514,547	-$741,207	44.05%
Training & Tuition	$144,254	$233,570	$245,611	5.16%
Travel & Conferences	$221,300	$331,720	$325,709	-1.81%
Postage	$114,085	$80,000	$111,000	38.75%
Books, Publications & Reference Materials	$24,528	$27,780	$35,780	28.80%
Membership Dues	$167,351	$223,205	$250,757	12.34%
Special Events	$280,403	$357,500	$349,500	-2.24%
Advertising & Publishing	$32,929	$80,500	$37,500	-53.42%
Advertising & Publishing - Reimbursable	$712	$4,000	$4,000	0.00%
Marketing	$78,037	$84,200	$89,700	6.53%
Community Engagement	$51,823	$144,050	$65,350	-54.63%
Food & Related Services	$55,819	$71,700	$90,001	25.52%
Equipment/Vehicle Rental - Operating Lease	$23,240	$27,000	$28,250	4.63%
Space Rental	$94,148	$289,000	$155,000	-46.37%
Restroom Rental	$52,032	$57,000	$60,000	5.26%
Recording Fees	$1,868	$2,300	$4,200	82.61%
Recording Fees - Reimbursable	$1,139	$3,000	$3,000	0.00%
Property Taxes	$29,492	-	-	-
County Treasurer's Fees	$70,666	-	-	-
Juror Fees	-	$200	$200	0.00%
Bank Charges	$74,383	$74,337	$60,000	-19.29%
Active Net Fees	$166,880	$150,000	$163,200	8.80%
Permits, Licenses & Other Fees	$155	$650	$650	0.00%
Cash Drawer Long/Short	-$50	-	-	-
Noncap Reclass (PD 13)	$171,584	-	-	-
Economic Development	$12,074	$80,000	$50,000	-37.50%
Grants to Erie Economic Development Council	$34,758	$63,000	$71,516	13.52%
Historical Preservation Commission	-	$4,000	$20,000	400.00%
Tree Board Operating	$2,713	$3,000	$5,000	66.67%
OSTAB Operating	$173	$2,000	$1,000	-50.00%
Planning Operating	$879	$3,000	$3,675	22.50%
Grants to Erie Chamber of Commerce	$83,863	$84,325	$86,325	2.37%
Sustainability Committee	$12,261	$10,000	$11,000	10.00%
Airport Advisory Board	-	$37,000	$5,000	-86.49%
Grants to Other Outside Agencies	$120,285	$80,000	$80,000	0.00%
Economic Development Incentives	-$11,938	$205,660	$200,000	-2.75%
IGA Reimbursements - HOA Pocket Park	$3,030,195	$150,000	$50,000	-66.67%
Server Equipment	$12,495	-	-	-
Public Safety Equipment	$205,908	-	-	-

Category	2024 Actuals	2025 Adopted	2026 Proposed	2025 Adopted vs. 2026 Proposed (% Change)
Subscriptions (SBITAs)	$1,447,591	-	-	-
Other Equipment	$98,485	-	-	-
Furniture	$59,031	$90,000	$22,500	-75.00%
Concrete Maintenance Program	$611,999	-	-	-
Construction	$6,328,693	-	-	-
Noncap Reclass (Pd 13)	-$171,584	-	-	-
General Obligation Bonds - Principal	$1,155,000	$1,200,000	$1,240,000	3.33%
General Obligation Bonds - Interest	$335,013	$288,813	$252,813	-12.46%
Capital Leases - Principal	$38,115	-	-	-
Capital Leases - Interest	$6,339	-	-	-
Paying Agent Fees	$1,350	$1,350	$1,350	0.00%
Arbitrage Rebate	-	$2,500,000	$3,190,199	27.61%
Transfer to Capital Improvement Fund	$27,000,000	$6,500,000	$10,000,000	53.85%
Transfer to Fleet & Equipment Acquistion Fund	-	$2,333,396	$2,156,853	-7.57%
Transfer to Airport Fund	$240,000	$310,697	$190,000	-38.85%
Non-project	-	-	$2,637,531	-
Total Expenditures	**$86,895,659**	**$72,161,360**	**$75,545,213**	**4.69%**

Expenditures by Department

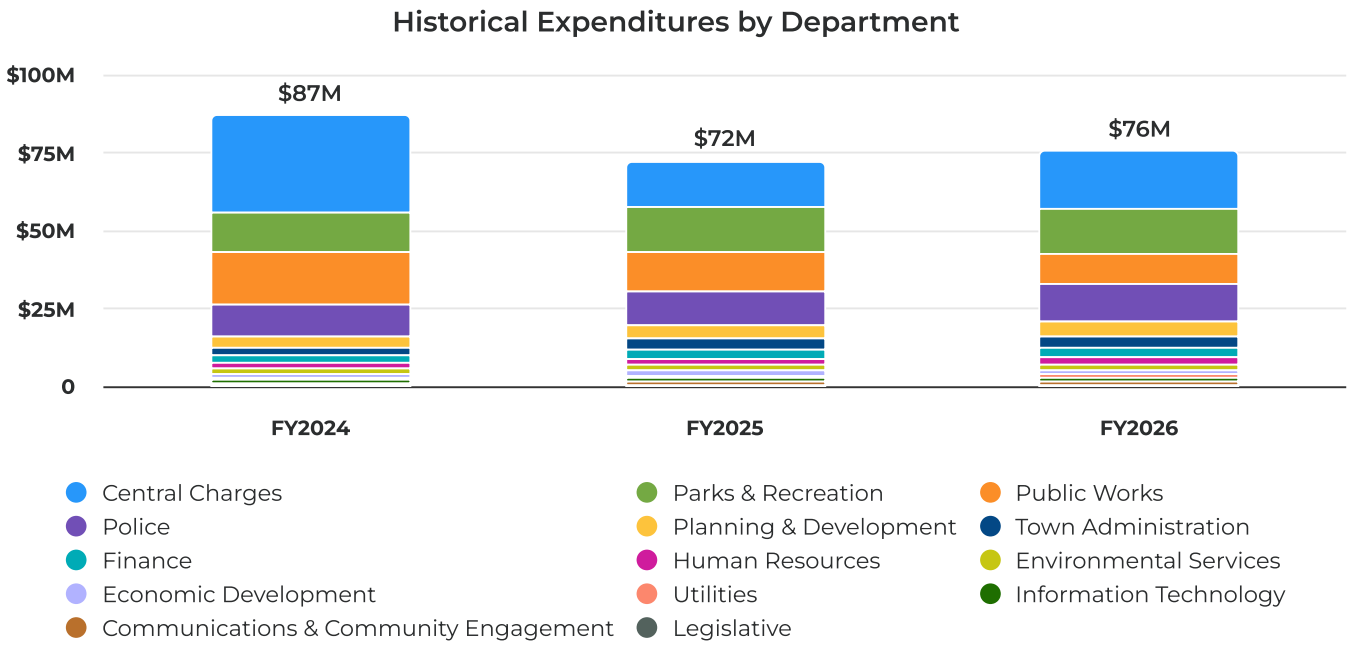

In FY2026, the General Fund's total expenditures increased by 4.69% to $75.5 million compared to the previous year. Central Charges became the largest expenditure category, rising by $3.9 million or 26.69% to $18.5 million, now representing 24.47% of the total budget. This marks a significant increase following a prior decrease.

Parks & Recreation remained a major category, with a slight increase of $158,096 or 1.11% to $14.4 million, accounting for 19.04% of total expenditures. Police expenditures grew by $1.6 million or 15.19% to $12.4 million, increasing its share to 16.35%

of the budget.

Public Works saw a notable decrease of $3.1 million or 24.27%, dropping to $9.7 million and representing 12.9% of total expenditures. Planning & Development expenditures declined by $144,895 or 3.15% to $4.5 million, making up 5.9% of the budget.

Town Administration increased by $434,688 or 12.64% to $3.9 million, while Finance rose by $252,338 or 9.34% to $3 million. Human Resources experienced a modest increase of $69,312 or 3.06%, totaling $2.3 million. Economic Development grew by $149,433 or 10.72% to $1.5 million.

Environmental Services decreased by $203,113 or 11.72% to $1.5 million. Other categories with increases included Utilities, up by $188,797 or 17.09%, and Communications & Community Engagement, which rose by $108,410 or 11.36%. Legislative and Information Technology expenditures saw slight decreases of 7.96% and 0.14%, respectively.

FY26 Expenditures by Department

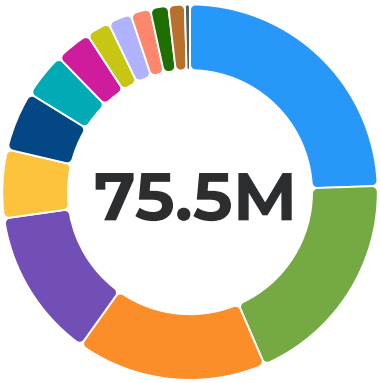

Central Charges	$18,489,201	24.47%
Parks & Recreation	$14,381,675	19.04%
Police	$12,352,825	16.35%
Public Works	$9,744,480	12.90%
Planning & Development	$4,458,788	5.90%
Town Administration	$3,874,104	5.13%
Finance	$2,954,956	3.91%
Human Resources	$2,337,971	3.09%
Economic Development	$1,543,879	2.04%
Environmental Services	$1,530,089	2.03%
Utilities	$1,293,627	1.71%
Information Technology	$1,188,008	1.57%
Communications & Community Engagement	$1,062,727	1.41%
Legislative	$332,883	0.44%

The Fiscal Year Expenditures by Department for the GENERAL FUND include Central Charges at $18.5 million, representing 24.47% of the total. Parks & Recreation follows with $14.4 million, or 19.04%. Police expenditures amount to $12.4 million, which is 16.35%. Public Works accounts for $9.7 million, or 12.9% of the expenditures. Planning & Development is $4.5 million, making up 5.9%, while Town Administration is $3.9 million, or 5.13%. Finance expenditures total $3 million, representing 3.91%, and Human Resources is $2.3 million, or 3.09%. Economic Development and Environmental Services each account for $1.5 million, corresponding to 2.04% and 2.03%, respectively.

Expenditures by Department

Category	2024 Actuals	2025 Adopted	2026 Proposed	2025 Adopted vs. 2026 Proposed (% Change)
Legislative	$226,779	$361,675	$332,883	-7.96%
Town Administration	$2,721,423	$3,439,417	$3,874,104	12.64%
Communications & Community Engagement	$779,634	$954,317	$1,062,727	11.36%
Economic Development	$1,363,807	$1,394,446	$1,543,879	10.72%
Human Resources	$1,687,568	$2,268,659	$2,337,971	3.06%
Information Technology	$914,994	$1,189,679	$1,188,008	-0.14%
Environmental Services	$1,756,376	$1,733,201	$1,530,089	-11.72%
Planning & Development	$3,466,335	$4,603,683	$4,458,788	-3.15%
Finance	$2,161,763	$2,702,618	$2,954,956	9.34%
Parks & Recreation	$12,284,684	$14,223,579	$14,381,675	1.11%
Police	$9,942,472	$10,723,534	$12,352,825	15.19%
Public Works	$17,368,032	$12,867,603	$9,744,480	-24.27%
Central Charges	$31,318,863	$14,594,118	$18,489,201	26.69%
Utilities	$902,928	$1,104,830	$1,293,627	17.09%
Total Expenditures	**$86,895,659**	**$72,161,360**	**$75,545,213**	**4.69%**

Expenditures by Expense Type

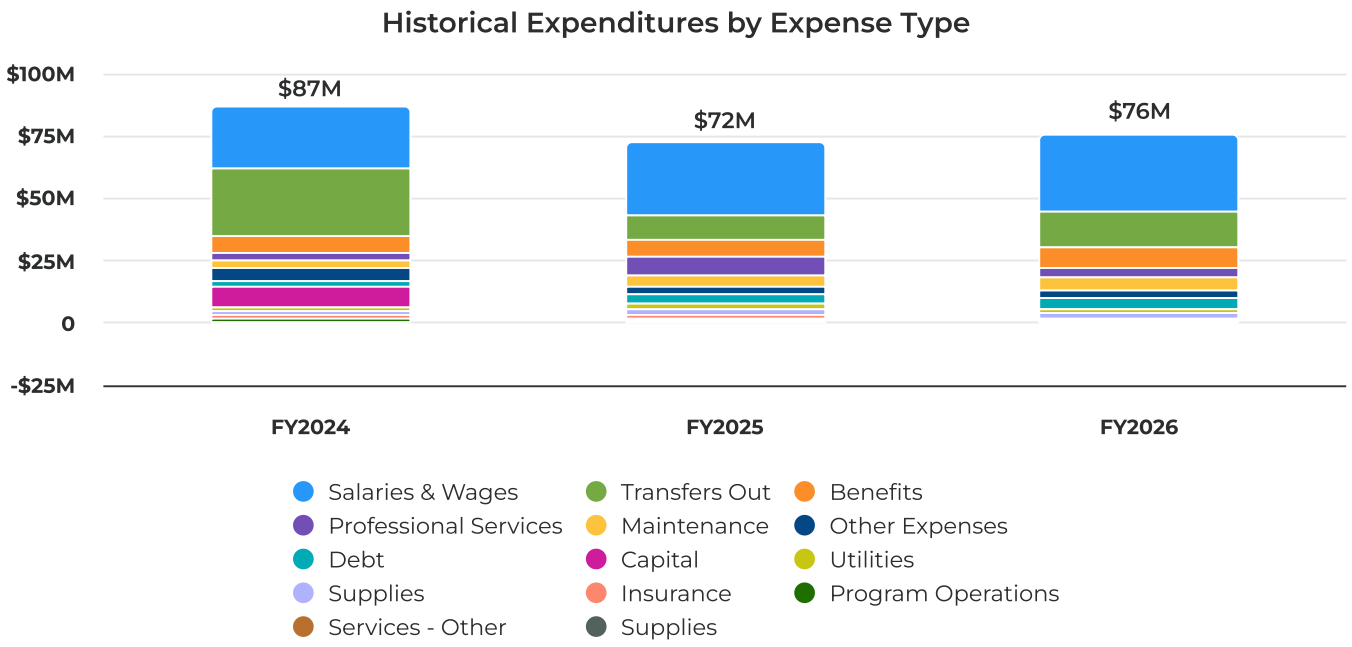

In FY2026, the General Fund's total expenditures increased by 4.69% to $75.5 million compared to the previous year. Salaries & Wages remained the largest expense category, rising by $1.8 million or 6.27% to $31.2 million, now representing 41.3% of the total budget, up slightly from 40.68%.

Transfers Out saw a significant increase of $5.3 million or 57.92%, reaching $14.4 million and accounting for 19.11% of total expenditures, reversing the prior year's large decrease. Benefits also grew notably by $1.1 million or 14.84% to $8.3 million, making up 11.05% of the budget.

Maintenance expenses increased modestly by $279,031 or 5.59% to $5.3 million, maintaining a similar share of 6.97%. Debt expenditures rose by $694,199 or 17.4% to $4.7 million, now 6.2% of the total. Utilities increased by $129,881 or 7.1% to $2 million.

Conversely, Professional Services experienced a substantial decrease of $3.6 million or 51.39%, dropping to $3.4 million and reducing its share to 4.55%. Supplies declined by $423,547 or 18.22% to $1.9 million, and Other Expenses decreased by $300,774 or 10.15% to $2.7 million. Insurance showed a notable reduction of $1.6 million or 113.65%, resulting in a negative value of -$196,738.

Program Operations increased by $114,000 or 10.72% to $1.2 million, while Services - Other decreased slightly by $43,549 or 6.37% to $640,116. Overall, the budget reflects growth in key categories such as Salaries & Wages, Transfers Out, and Benefits, alongside marked reductions in Professional Services and Insurance.

FY26 Expenditures by Expense Type

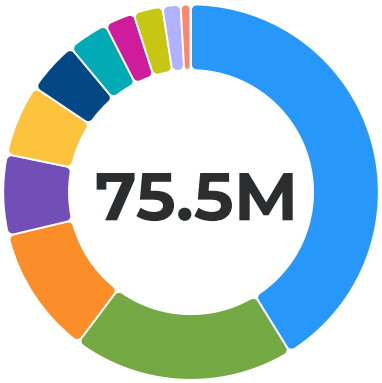

Salaries & Wages	$31,198,516	41.30%
Transfers Out	$14,439,915	19.11%
Benefits	$8,348,013	11.05%
Maintenance	$5,266,500	6.97%
Debt	$4,684,362	6.20%
Professional Services	$3,435,475	4.55%
Other Expenses	$2,662,924	3.52%
Utilities	$1,958,227	2.59%
Supplies	$1,900,759	2.52%
Program Operations	$1,177,430	1.56%
Services - Other	$640,116	0.85%
Supplies	$29,716	0.04%
Insurance	-$196,738	-0.26%

For the GENERAL FUND fiscal year expenditures by expense type, Salaries & Wages account for $31.2 million, representing 41.3% of the total. Transfers Out follow with $14.4 million, or 19.11%. Benefits are $8.3 million, making up 11.05%. Maintenance expenses total $5.3 million, which is 6.97%, and Debt payments are $4.7 million, or 6.2% of the expenditures.

Professional Services amount to $3.4 million, representing 4.55%, while Other Expenses are $2.7 million, or 3.52%. Utilities cost $2 million, accounting for 2.59%, and Supplies are $1.9 million, or 2.52%. Program Operations total $1.2 million, which is 1.56% of the fiscal year expenditures.

Expenditures by Expense Type

Category	2024 Actuals	2025 Adopted	2026 Proposed	2025 Adopted vs. 2026 Proposed (% Change)
Salaries & Wages	$24,557,301	$29,357,085	$31,198,516	6.27%
Benefits	$6,905,102	$7,269,537	$8,348,013	14.84%
Utilities	$1,857,133	$1,828,346	$1,958,227	7.10%
Maintenance	$3,277,758	$4,987,469	$5,266,500	5.59%
Supplies	$1,228,791	$2,324,306	$1,900,759	-18.22%
Services - Other	$575,407	$683,665	$640,116	-6.37%
Supplies	-	$40,000	$29,716	-25.71%
Program Operations	$861,909	$1,063,430	$1,177,430	10.72%
Insurance	$1,974,938	$1,441,796	-$196,738	-113.65%
Other Expenses	$5,142,042	$2,963,697	$2,662,924	-10.15%
Capital	$8,265,968	-	-	-
Debt	$1,862,466	$3,990,163	$4,684,362	17.40%
Transfers Out	$27,240,000	$9,144,092	$14,439,915	57.92%
Professional Services	$3,146,844	$7,067,774	$3,435,475	-51.39%
Total Expenditures	**$86,895,659**	**$72,161,360**	**$75,545,213**	**4.69%**

WATER FUND

Summary

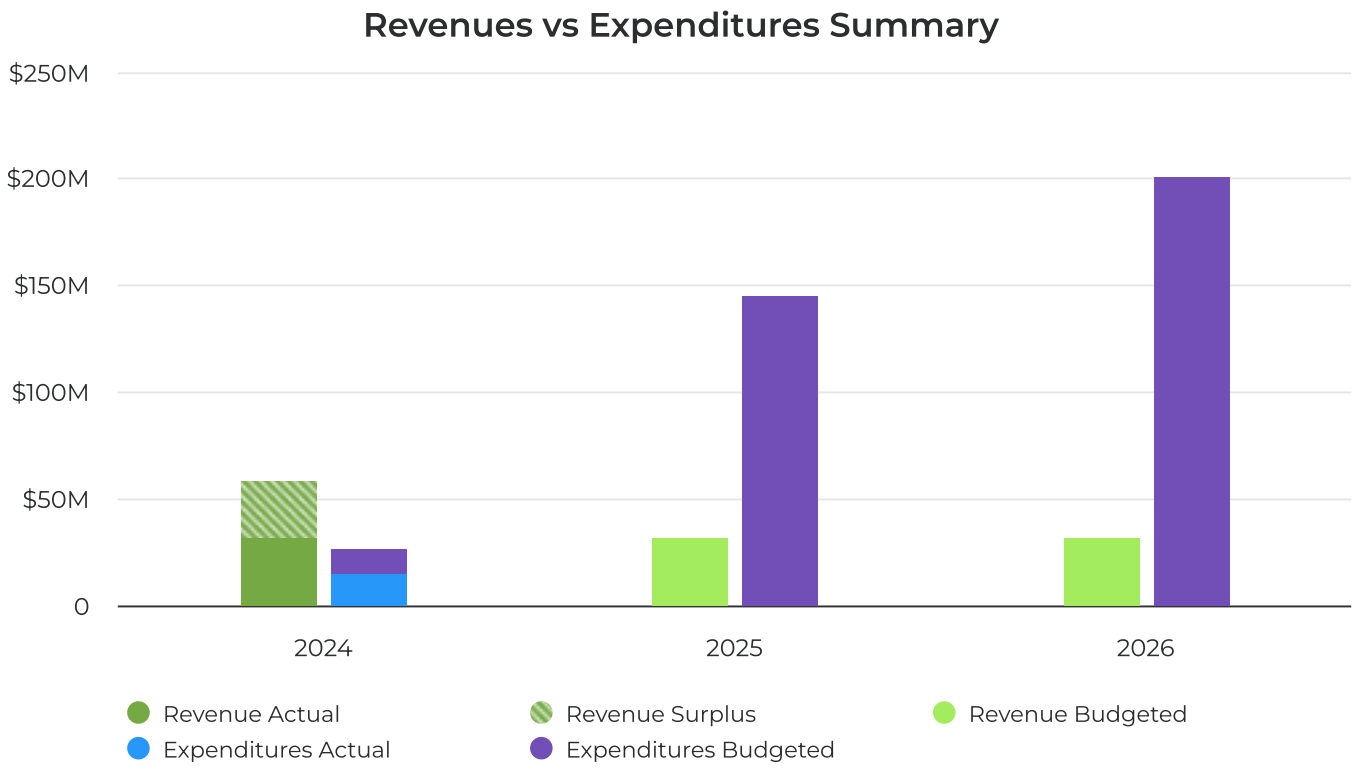

In the 2026 budget for the Water Fund, expenditures are budgeted at $201.1 million, representing a 38.14% increase from the previous year's budgeted expenditures of $145.6 million. This continues the trend of significant growth in expenditures, although at a lower rate compared to the prior period's 459.78% increase.

Revenue for 2026 remains steady at $31.3 million, showing no change from the previous year's budgeted revenue. The revenue budget has held constant despite the substantial increases in expenditures.

Overall, the Water Fund's budget reflects a notable rise in expenditures while revenue remains unchanged, highlighting a growing gap between the two categories in the 2026 budget compared to 2025.

Revenues by Revenue Type

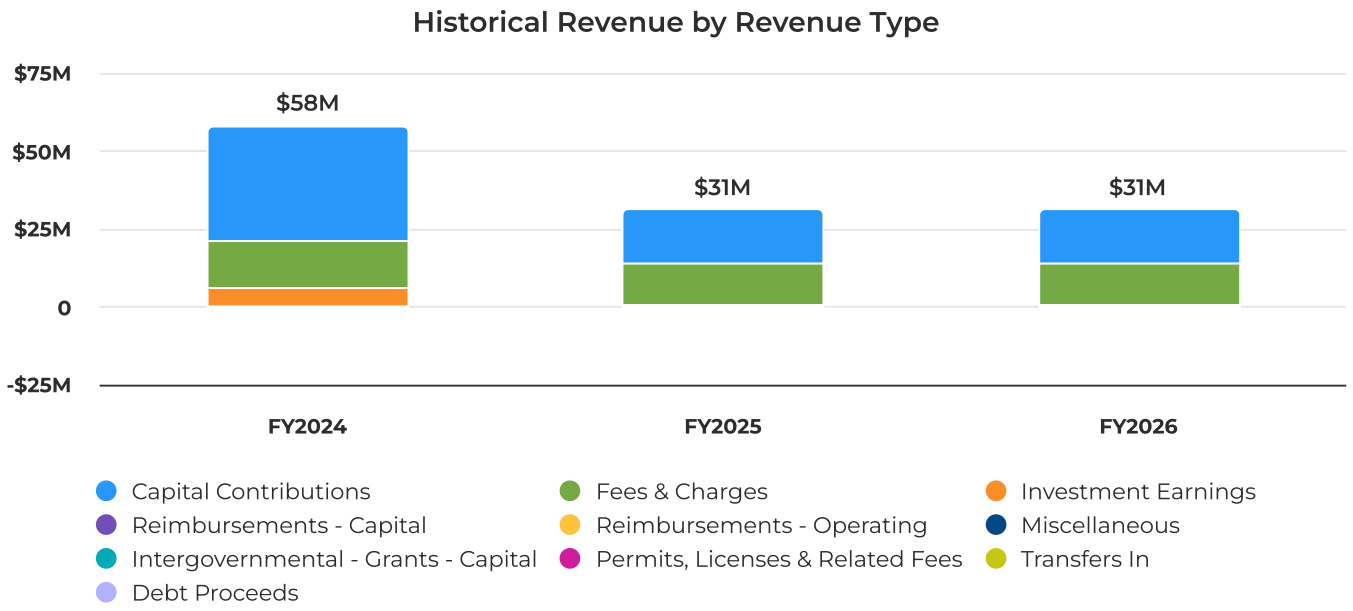

In FY2026, the Water Fund's total revenue remained steady at $31.3 million, showing no change from the previous year. Capital Contributions continued to be the largest revenue source, accounting for 55.83% of the total at $17.5 million, with no increase or decrease from the prior period. Fees & Charges remained the second largest category, representing 42.45% of total revenue at $13.3 million, also unchanged from the previous year.

Investment Earnings contributed $527,000, or 1.68% of total revenue, maintaining the same level as the prior year. Miscellaneous revenue stayed minimal at $10,000, making up 0.03% of the total, with no change from the previous budget. All other revenue types, including Intergovernmental Grants - Capital, Permits, Licenses & Related Fees, Reimbursements (Operating and Capital), Transfers In, and Debt Proceeds, remained at zero, consistent with the prior year.

Overall, the revenue composition and amounts in FY2026 mirrored those of FY2025, with no increases or decreases across all categories, maintaining a stable revenue profile for the Water Fund.

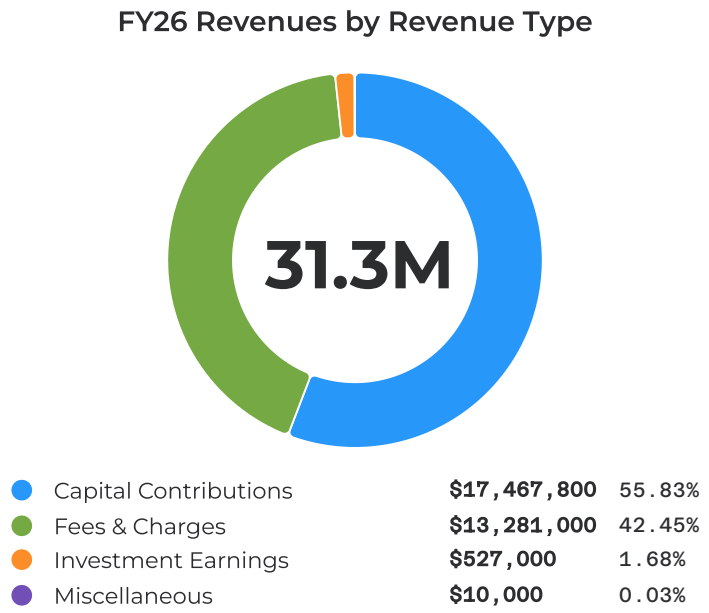

For the WATER FUND Fiscal Year Revenue by Revenue Type, Capital Contributions account for $17.5 million, representing 55.83% of the total revenue. Fees & Charges contribute $13.3 million, which is 42.45%. Investment Earnings amount to $527,000, making up 1.68%, and Miscellaneous revenue is $10,000, comprising 0.03% of the total.

Revenues by Revenue Type

Category	2024 Actuals	2025 Adopted	2026 Proposed	2025 Adopted vs. 2026 Proposed (% Change)
Intergovernmental - Grants - Capital	$13,074	-	-	-
Capital Contributions	$37,243,222	$17,467,800	$17,467,800	0.00%
Fees & Charges	$15,060,858	$13,281,000	$13,281,000	0.00%
Permits, Licenses & Related Fees	$2,550	-	-	-
Reimbursements - Operating	$62,217	-	-	-
Investment Earnings	$5,644,262	$527,000	$527,000	0.00%
Miscellaneous	$8,862	$10,000	$10,000	0.00%
Transfers In	-	-	-	-
Reimbursements - Capital	$64,278	-	-	-
Debt Proceeds	-$282,462	-	-	-
Total Revenues	**$57,816,863**	**$31,285,800**	**$31,285,800**	**0.00%**

Expenditures by Object

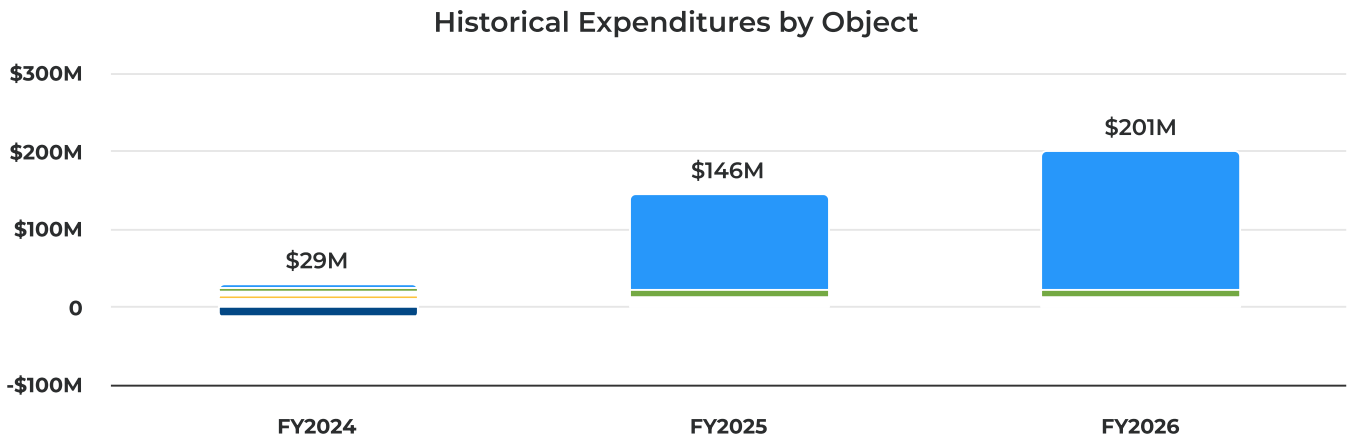

- Construction
- Salaries - Regular
- Water Meters & Yokes
- Consultation Services
- Lease - Water
- Certificates of Participation - Interest
- P&L Insurance Allocation
- Maintenance Contracts
- Distribution Maint Supplies
- Ditch Supply Access Fees
- Distribution Maint Services
- Treatment Supplies
- Utilities - Gas Service
- Pump Station Maint Services
- Clothing & Uniforms
- Legal Services - Reimbursable
- Bldgs/Grounds Maint Supplies
- Travel & Conferences
- Utilities - Water Service
- Safety Supplies
- Permits, Licenses & Other Fees
- Office Supplies
- Books, Publications & Reference Materials
- Salaries Adjustments
- Courier Services
- Amort. of Bond Deferrals (P 13)
- Raw Water Acquisitions
- Depreciation (P 13)
- Plant Chemicals
- Revenue Bonds - Principal
- Utilities - Electric Service
- Certificates of Participation - Principal
- Revenue Bonds - Interest
- Bank Charges
- Reimbursable Capital Projects
- Equipment Maint Supplies
- Solids Disposal
- Water Storage Maint Services
- Bldgs/Grounds Maint Services
- Tools & Equipment
- Engineering Services - Reimbursable
- Pump Station Maint Supplies
- Mowing Services
- Capital Leases - Interest
- Salaries - Bonuses
- Paid Parental Leave
- Food & Related Services
- Vehicle Maint Services
- Utilities - Waste Disposal Service
- Utilities - Phone Stipend
- Amort. of Bond Ins. Prem. (P13)
- Principal Payment Offset (P 13)
- Indirect Cost Allocation
- CBT Assessment Fees
- Benefit Expense Allocation
- Legal Services
- Engineering Services
- Water Conservation Program
- Capital Leases - Principal
- Heavy Equipment
- Equipment Maint Services
- Salaries - Overtime
- Amortization (P 13)
- Laboratory Services
- Training & Tuition
- Utilities - Telecom Allocation
- Vehicle Fuel
- Membership Dues
- PTO Payable Adjustment (P 13)
- Other Equipment
- Furniture
- Non-project
- Printing & Copy Services
- PTO Sell Back
- Generator Fuel
- Paying Agent Fees
- Interest Accrual (P 13)
- Capitalized Assets - Enterprise Funds (P 13)

The FY2026 Water Fund budget totals $201.1 million, marking a 38.14% increase from the previous year's $145.6 million. Construction remains the largest expenditure category, rising to $180.3 million and representing 89.67% of the total budget. This is an increase of $55.7 million or 44.72% from the prior year, continuing its dominant share of expenditures.

Raw Water Acquisitions decreased by $625,250 or 7.49% to $7.7 million, now accounting for 3.84% of the total budget. Indirect Cost Allocation increased modestly by $126,529 or 4.15% to $3.2 million, making up 1.58% of the budget. Salaries - Regular rose by $106,021 or 5.52% to $2 million, representing 1.01% of total expenditures.

CBT Assessment Fees increased by $139,724 or 10.93% to $1.4 million, while Water Meters & Yokes grew by $213,857 or 21.82% to $1.2 million. Benefit Expense Allocation saw a slight increase of $29,655 or 5.44% to $574,565. Plant Chemicals decreased by $35,790 or 5.94% to $566,410, and Consultation Services declined by $39,711 or 7.32% to $502,640.

Lease - Water was introduced at $475,000, a 29.03% increase from zero in the previous year. Other notable increases include Equipment Maintenance Services and Supplies, Capital Leases - Principal, and Utilities - Electric Service. Significant decreases were observed in Reimbursable Capital Projects, P&L Insurance Allocation, Furniture, Vehicle Maintenance Services, and Vehicle Fuel.

FY26 Expenditures by Object

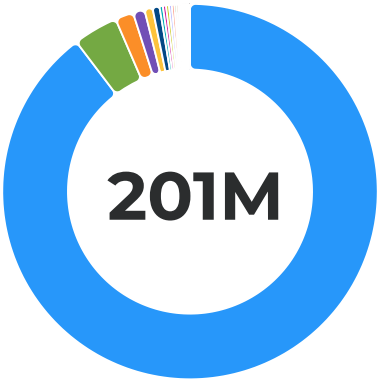

Construction	$180,349,872	89.67%
Raw Water Acquisitions	$7,727,750	3.84%
Indirect Cost Allocation	$3,174,731	1.58%
Salaries - Regular	$2,026,981	1.01%
CBT Assessment Fees	$1,417,541	0.70%
Water Meters & Yokes	$1,193,799	0.59%
Benefit Expense Allocation	$574,565	0.29%
Plant Chemicals	$566,410	0.28%
Consultation Services	$502,640	0.25%
Lease - Water	$475,000	0.24%
Engineering Services	$455,670	0.23%
Utilities - Electric Service	$355,651	0.18%
Legal Services	$338,560	0.17%
Water Conservation Program	$246,500	0.12%
Heavy Equipment	$177,359	0.09%
Capital Leases - Principal	$161,607	0.08%
Maintenance Contracts	$138,167	0.07%
Distribution Maint Supplies	$106,540	0.05%
Equipment Maint Services	$96,985	0.05%
P&L Insurance Allocation	$92,284	0.05%
Equipment Maint Supplies	$83,900	0.04%
Ditch Supply Access Fees	$79,385	0.04%
Salaries - Overtime	$69,900	0.03%
Solids Disposal	$52,220	0.03%
Pump Station Maint Services	$49,873	0.02%
Water Storage Maint Services	$46,041	0.02%
Distribution Maint Services	$46,000	0.02%
Training & Tuition	$40,735	0.02%
Utilities - Gas Service	$38,541	0.02%
Bldgs/Grounds Maint Services	$35,900	0.02%
Engineering Services - Reimbursable	$35,858	0.02%
Laboratory Services	$35,008	0.02%
Treatment Supplies	$32,100	0.02%
Tools & Equipment	$30,410	0.02%
Clothing & Uniforms	$30,220	0.02%
Legal Services - Reimbursable	$28,390	0.01%
Utilities - Telecom Allocation	$25,832	0.01%
Pump Station Maint Supplies	$21,400	0.01%

Mowing Services	$21,000	0.01%
Non-project	$18,312	0.01%
Vehicle Fuel	$18,173	0.01%
Membership Dues	$16,142	0.01%
Bldgs/Grounds Maint Supplies	$15,582	0.01%
Travel & Conferences	$12,070	0.01%
Salaries - Bonuses	$10,300	0.01%
Safety Supplies	$9,854	0.00%
Utilities - Water Service	$8,894	0.00%
Food & Related Services	$6,050	0.00%
Permits, Licenses & Other Fees	$5,975	0.00%
Office Supplies	$5,573	0.00%
Printing & Copy Services	$5,308	0.00%
Salaries Adjustments	$4,500	0.00%
Utilities - Waste Disposal Service	$2,885	0.00%
Books, Publications & Reference Materials	$2,850	0.00%
Generator Fuel	$2,290	0.00%
Utilities - Phone Stipend	$2,160	0.00%
PTO Sell Back	$1,000	0.00%
Courier Services	$980	0.00%

For the WATER FUND fiscal year expenditures by object, Construction accounts for $180.3 million, representing 89.67% of the total. Raw Water Acquisitions follow with $7.7 million, or 3.84%. Indirect Cost Allocation is $3.2 million, making up 1.58%, while Salaries - Regular total $2 million, or 1.01%. CBT Assessment Fees amount to $1.4 million, which is 0.7%, and Water Meters & Yokes are $1.2 million, or 0.59%. Benefit Expense Allocation is $574,565, representing 0.29%, and Plant Chemicals are $566,410, or 0.28%. Consultation Services total $502,640, accounting for 0.25%, and Lease - Water is $475,000, or 0.24%. There are 48 smaller categories not listed here.

Expenditures by Object

Category	2024 Actuals	2025 Adopted	2026 Proposed	2025 Adopted vs. 2026 Proposed (% Change)
Utilities - Phone Stipend	-	$1,080	$2,160	100.00%
Salaries - Regular	$1,610,185	$1,920,961	$2,026,981	5.52%
Salaries - Overtime	$29,780	$62,480	$69,900	11.88%
Salaries - Bonuses	$9,925	$6,000	$10,300	71.67%
Salaries Adjustments	-	-	$4,500	-
PTO Payable Adjustment (P 13)	$32,776	-	-	-
PTO Sell Back	$8,131	-	$1,000	-
Paid Parental Leave	$22,294	-	-	-
Benefit Expense Allocation	$482,007	$544,910	$574,565	5.44%
Clothing & Uniforms	$15,747	$28,888	$30,220	4.61%
Utilities - Electric Service	$326,248	$322,677	$355,651	10.22%
Utilities - Gas Service	$30,494	$38,541	$38,541	0.00%
Utilities - Waste Disposal Service	$2,393	$2,885	$2,885	0.00%
Utilities - Water Service	$8,470	$10,000	$8,894	-11.06%
Utilities - Telecom Allocation	$41,049	$17,326	$25,832	49.09%
Maintenance Contracts	$112,797	$120,041	$138,167	15.10%
Bldgs/Grounds Maint Services	$35,349	$35,900	$35,900	0.00%
Mowing Services	-	$15,180	$21,000	38.34%

Category	2024 Actuals	2025 Adopted	2026 Proposed	2025 Adopted vs. 2026 Proposed (% Change)
Vehicle Maint Services	-	$9,900	-	-100.00%
Equipment Maint Services	$72,468	$61,110	$96,985	58.71%
Distribution Maint Services	$61,948	$50,068	$46,000	-8.12%
Pump Station Maint Services	$11,719	$36,873	$49,873	35.26%
Water Storage Maint Services	$27,000	$40,800	$46,041	12.85%
Bldgs/Grounds Maint Supplies	$17,389	$9,602	$15,582	62.28%
Office Supplies	$1,977	$4,473	$5,573	24.59%
Tools & Equipment	$42,304	$23,677	$30,410	28.44%
Safety Supplies	$4,221	$8,354	$9,854	17.96%
Equipment Maint Supplies	$36,262	$49,200	$83,900	70.53%
Vehicle Fuel	$24,576	$24,400	$18,173	-25.52%
Plant Chemicals	$517,069	$602,200	$566,410	-5.94%
Solids Disposal	$43,963	$52,220	$52,220	0.00%
Distribution Maint Supplies	$81,863	$85,300	$106,540	24.90%
Pump Station Maint Supplies	$15,047	$17,100	$21,400	25.15%
Treatment Supplies	$58,551	$32,100	$32,100	0.00%
Generator Fuel	$1,469	$2,290	$2,290	0.00%
Legal Services	$420,997	$338,560	$338,560	0.00%
Legal Services - Reimbursable	-	$28,390	$28,390	0.00%
Consultation Services	$317,147	$542,351	$502,640	-7.32%
Engineering Services	-	$471,986	$455,670	-3.46%
Engineering Services - Reimbursable	-	$35,858	$35,858	0.00%
Printing & Copy Services	$441	$6,438	$5,308	-17.55%
Courier Services	$95	$1,080	$980	-9.26%
Laboratory Services	$45,334	$29,738	$35,008	17.72%
Water Conservation Program	$157,282	$247,250	$246,500	-0.30%
CBT Assessment Fees	$1,035,377	$1,277,817	$1,417,541	10.93%
Ditch Supply Access Fees	$44,513	$59,700	$79,385	32.97%
P&L Insurance Allocation	$231,900	$298,956	$92,284	-69.13%
Training & Tuition	$19,646	$40,878	$40,735	-0.35%
Travel & Conferences	$9,245	$11,187	$12,070	7.89%
Books, Publications & Reference Materials	$2,922	$3,262	$2,850	-12.63%
Membership Dues	$12,033	$15,827	$16,142	1.99%
Food & Related Services	$3,627	$6,560	$6,050	-7.77%
Bank Charges	$368,867	-	-	-
Permits, Licenses & Other Fees	$5,659	$5,975	$5,975	0.00%
Lease - Water	$247,088	$368,125	$475,000	29.03%
Indirect Cost Allocation	$2,273,469	$3,048,202	$3,174,731	4.15%
Other Equipment	$29,672	-	-	-
Furniture	-	$22,500	-	-100.00%
Heavy Equipment	-	$153,833	$177,359	15.29%
Water Meters & Yokes	$875,425	$979,942	$1,193,799	21.82%
Raw Water Acquisitions	$6,585,006	$8,353,000	$7,727,750	-7.49%
Construction	$4,250,458	$124,621,270	$180,349,872	44.72%
Reimbursable Capital Projects	-	$271,000	-	-100.00%

Category	2024 Actuals	2025 Adopted	2026 Proposed	2025 Adopted vs. 2026 Proposed (% Change)
Capitalized Assets - Enterprise Funds (P 13)	-$12,018,651	-	-	-
Depreciation (P 13)	$4,805,631	-	-	-
Amortization (P 13)	$138,991	-	-	-
Revenue Bonds - Principal	$1,325,000	-	-	-
Revenue Bonds - Interest	$531,743	-	-	-
Certificates of Participation - Principal	$775,000	-	-	-
Certificates of Participation - Interest	$821,125	-	-	-
Capital Leases - Principal	$107,472	$127,242	$161,607	27.01%
Capital Leases - Interest	$30,759	-	-	-
Paying Agent Fees	$2,433	-	-	-
Principal Payment Offset (P 13)	-$2,207,472	-	-	-
Interest Accrual (P 13)	-$9,355	-	-	-
Amort. of Bond Deferrals (P 13)	-$46,983	-	-	-
Amort. of Bond Ins. Prem. (P13)	$1,932	-	-	-
Non-project	-	-	$18,312	-
Total Expenditures	**$14,979,298**	**$145,603,464**	**$201,130,225**	**38.14%**

Expenditures by Department

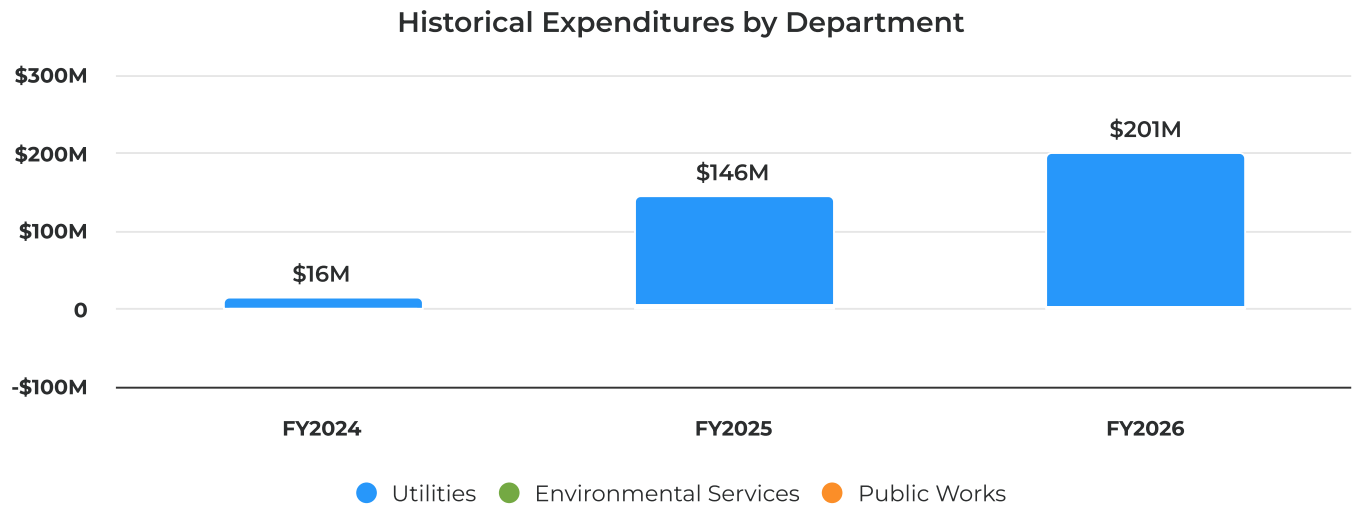

The Water Fund's total expenditures for FY2026 amount to $201.1 million, reflecting a 38.14% increase from the previous year's total of $145.6 million. The Utilities department remains the largest expenditure category, accounting for $199.8 million or 99.36% of the total budget. This represents a $57.9 million increase, or 40.81%, compared to the prior year.

In contrast, the Public Works department's expenditures decreased significantly to $732,981, which is 0.36% of the total budget. This is a reduction of $1.4 million, or 65.86%, from the previous year. Similarly, Environmental Services expenditures declined to $558,245, making up 0.28% of the total, down by $981,515 or 63.74% from the prior period.

Overall, the Utilities department's substantial increase is the primary driver of the total budget growth, while both Public Works and Environmental Services experienced notable decreases in their expenditures for FY2026.

FY26 Expenditures by Department

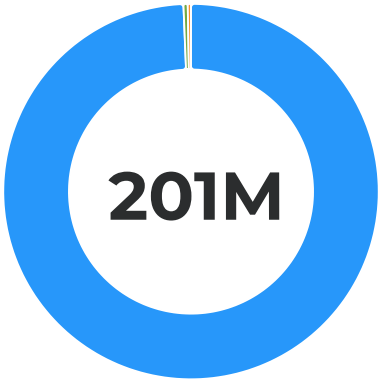

Utilities	$199,838,998	99.36%
Public Works	$732,981	0.36%
Environmental Services	$558,245	0.28%

For the WATER FUND Fiscal Year Expenditures by Department, Utilities account for $199.8 million, representing 99.36% of the total expenditures. Public Works expenditures are $732,981, making up 0.36%, while Environmental Services expenditures total $558,245, comprising 0.28% of the fiscal year expenditures.

Expenditures by Department

Category	2024 Actuals	2025 Adopted	2026 Proposed	2025 Adopted vs. 2026 Proposed (% Change)
Environmental Services	$341,896	$1,539,761	$558,245	-63.74%
Public Works	-$633,826	$2,147,012	$732,981	-65.86%
Utilities	$15,271,228	$141,916,691	$199,838,998	40.81%
Total Expenditures	**$14,979,298**	**$145,603,464**	**$201,130,225**	**38.14%**

Expenditures by Expense Type

Historical Expenditures by Expense Type

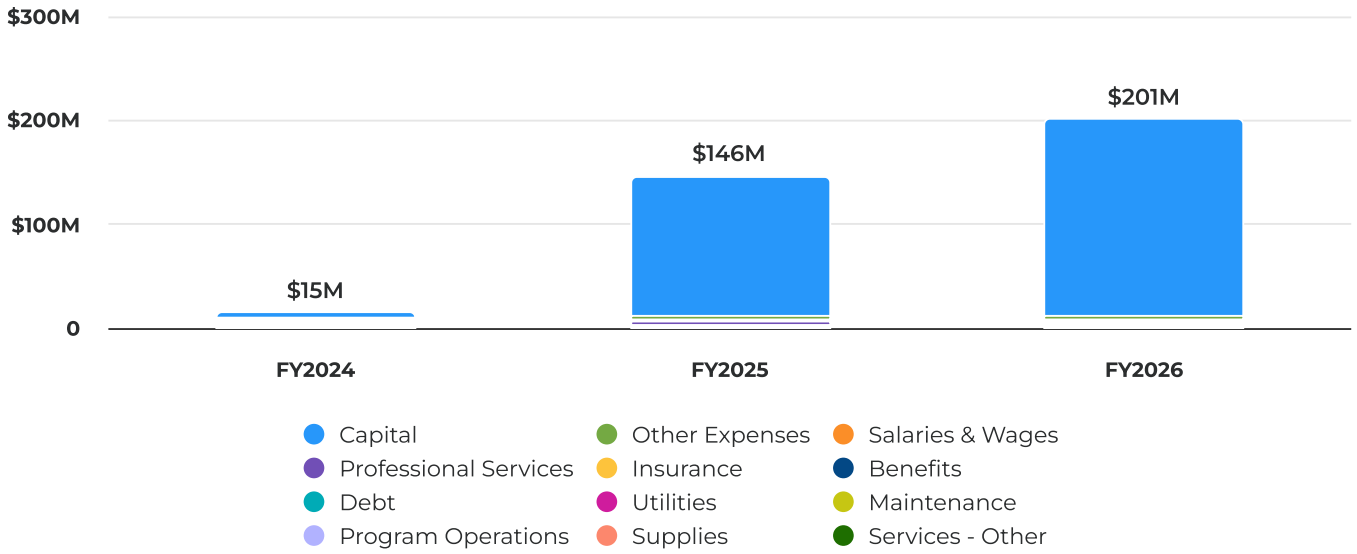

The Water Fund's total expenditures for FY2026 increased by 38.14% to $201.1 million compared to the previous year. Capital expenses remained the largest category, rising by $55.1 million or 40.98% to $189.4 million, now representing 94.19% of the total budget, up from 92.29% the prior year.

Other Expenses increased by $233,537 or 6.67% to $3.7 million, accounting for 1.86% of the total. Salaries & Wages grew by $123,241 or 6.19% to $2.1 million, making up 1.05% of the budget. Maintenance expenses rose by $64,094 or 17.33% to $433,966, and Utilities increased by $41,454 or 10.56% to $433,963, each constituting 0.22% of the total expenditures.

Debt expenses increased by $34,365 or 27.01% to $161,607. Benefits rose by $30,988 or 5.4% to $604,785, while Supplies grew by $21,286 or 14.97% to $163,492. Services - Other increased by $4,040 or 10.84% to $41,296.

Conversely, Professional Services decreased by $66,277 or 3% to $2.1 million, Insurance declined by $28,951 or 1.77% to $1.6 million, and Program Operations slightly decreased by $750 or 0.3% to $246,500.

FY26 Expenditures by Expense Type

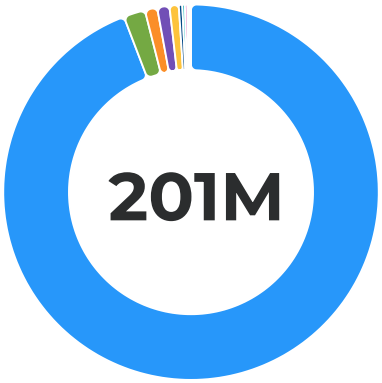

Capital	$189,448,780	94.19%
Other Expenses	$3,733,553	1.86%
Professional Services	$2,142,078	1.07%
Salaries & Wages	$2,112,681	1.05%
Insurance	$1,607,522	0.80%
Benefits	$604,785	0.30%
Maintenance	$433,966	0.22%
Utilities	$433,963	0.22%
Program Operations	$246,500	0.12%
Supplies	$163,492	0.08%
Debt	$161,607	0.08%
Services - Other	$41,296	0.02%

For the WATER FUND fiscal year expenditures by expense type, Capital expenses account for $189.4 million, representing 94.19% of the total. Other Expenses total $3.7 million, or 1.86%. Professional Services and Salaries & Wages are nearly equal, with $2.1 million each, comprising 1.07% and 1.05% respectively. Insurance expenses amount to $1.6 million, which is 0.8% of the total. Benefits are $604,785, making up 0.3%. Maintenance and Utilities are close in value, with $433,966 and $433,963 respectively, each representing 0.22%. Program Operations total $246,500, or 0.12%, and Supplies are $163,492, accounting for 0.08% of the expenditures.

Expenditures by Expense Type

Category	2024 Actuals	2025 Adopted	2026 Proposed	2025 Adopted vs. 2026 Proposed (% Change)
Salaries & Wages	$1,713,091	$1,989,441	$2,112,681	6.19%

Category	2024 Actuals	2025 Adopted	2026 Proposed	2025 Adopted vs. 2026 Proposed (% Change)
Benefits	$497,754	$573,798	$604,785	5.40%
Utilities	$408,655	$392,509	$433,963	10.56%
Maintenance	$321,281	$369,872	$433,966	17.33%
Supplies	$126,728	$142,206	$163,492	14.97%
Services - Other	$45,871	$37,256	$41,296	10.84%
Program Operations	$157,282	$247,250	$246,500	-0.30%
Insurance	$1,311,790	$1,636,473	$1,607,522	-1.77%
Other Expenses	$2,942,557	$3,500,016	$3,733,553	6.67%
Capital	$4,666,532	$134,379,045	$189,448,780	40.98%
Debt	$1,331,654	$127,242	$161,607	27.01%
Professional Services	$1,456,105	$2,208,355	$2,142,078	-3.00%
Total Expenditures	**$14,979,298**	**$145,603,464**	**$201,130,225**	**38.14%**

WASTEWATER FUND

Summary

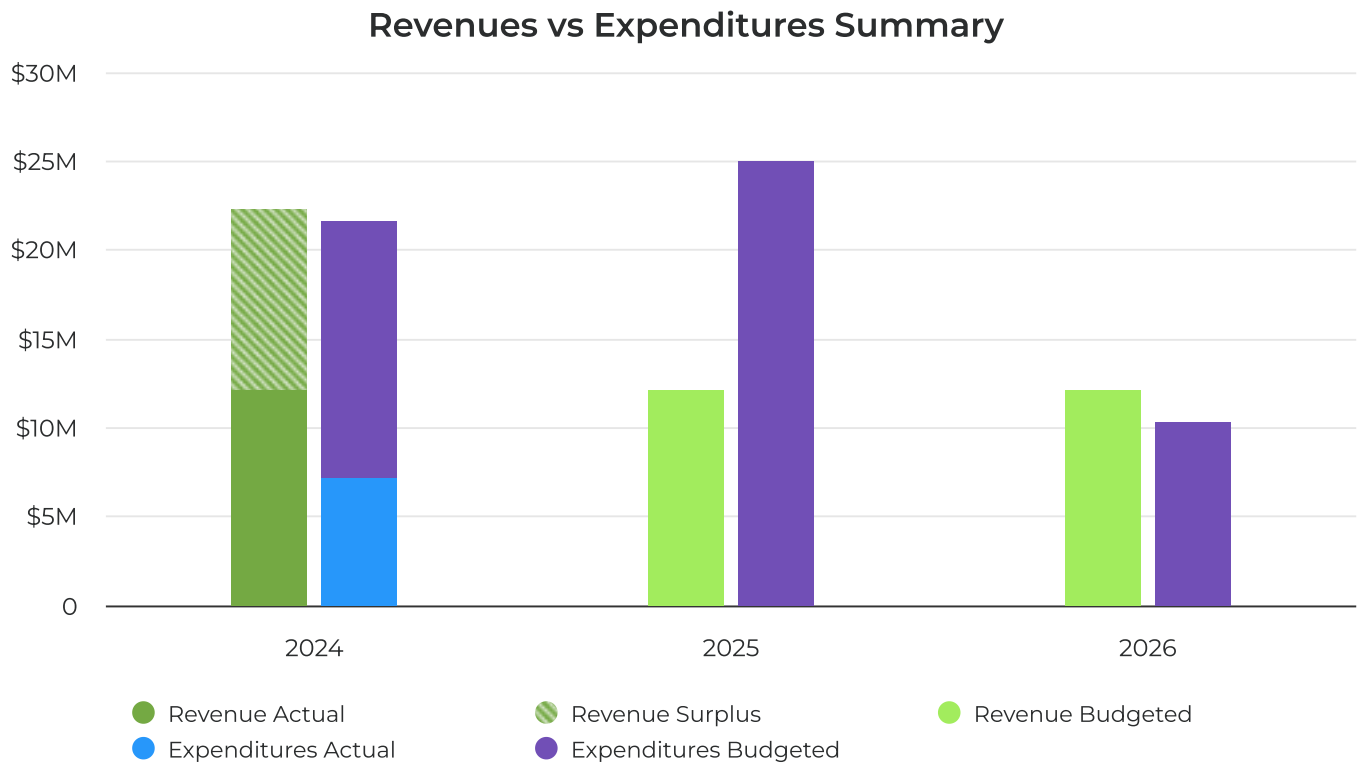

In the Wastewater Fund for 2026, the budgeted expenditures are $10.3 million, representing a significant decrease of 58.73% compared to the previous year's budgeted expenditures of $25 million. This marks a notable reduction in planned spending.

Meanwhile, the budgeted revenues remain steady at $12.1 million, showing no change from the prior year's budgeted revenue amount. The revenue budget has held constant despite the large decrease in expenditures.

Overall, the 2026 budget reflects a substantial decline in expenditures while maintaining stable revenue projections, resulting in a budget where revenues exceed expenditures by $1.8 million, contrasting with the previous year where expenditures were more than double the revenues.

Revenues by Revenue Type

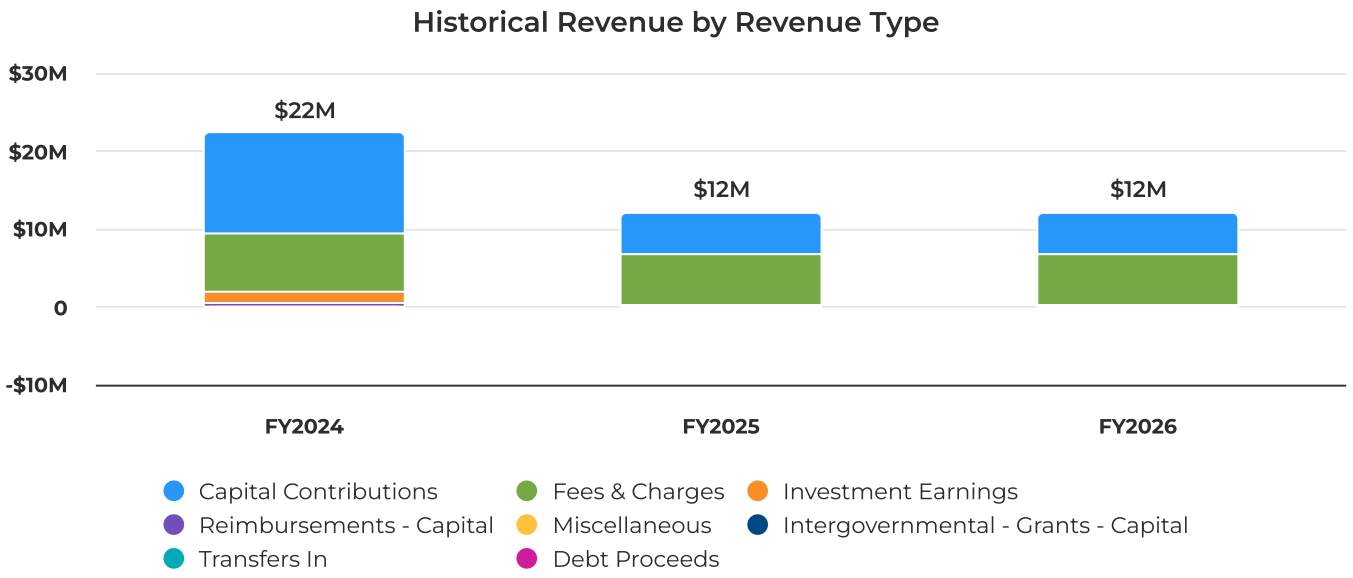

The Wastewater Fund's total revenue for FY2026 remains steady at $12.1 million, showing no change from the previous year. Fees & Charges continue to be the largest revenue source, contributing $6.5 million or 53.86% of the total, with no change in amount or percentage from FY2025. Capital Contributions remain the second largest category at $5.4 million, representing 44.49% of total revenue, also unchanged from the prior year.

Investment Earnings hold steady at $200,000, accounting for 1.65% of total revenue, with no increase or decrease compared to FY2025. All other revenue categories, including Intergovernmental - Grants - Capital, Miscellaneous, Transfers In, Reimbursements - Capital, and Debt Proceeds, report zero dollars and maintain a 0% share of total revenue, consistent with the previous year.

Overall, the revenue composition and amounts for FY2026 mirror those of FY2025, with no increases or decreases across any categories, resulting in a total revenue that remains unchanged at $12.1 million.

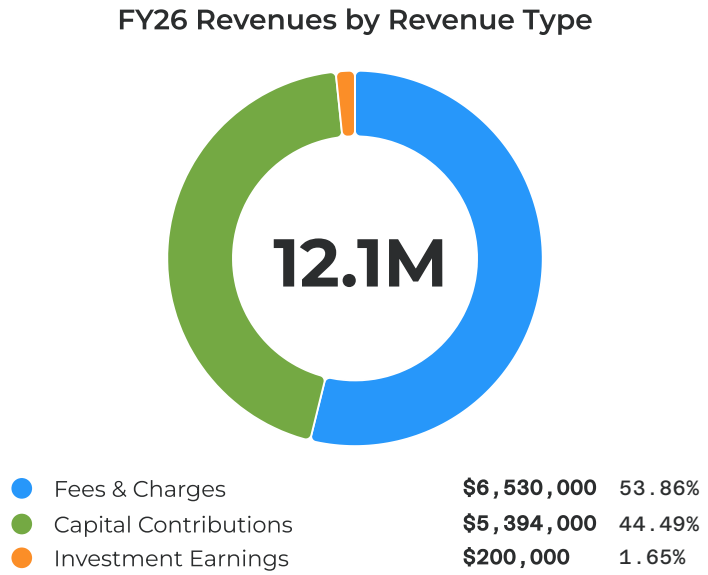

For the WASTEWATER FUND fiscal year revenue by revenue type, Fees & Charges account for $6.5 million, representing 53.86% of the total revenue. Capital Contributions contribute $5.4 million, which is 44.49% of the revenue. Investment

Earnings make up $200,000, or 1.65% of the total revenue.

Revenues by Revenue Type

Category	2024 Actuals	2025 Adopted	2026 Proposed	2025 Adopted vs. 2026 Proposed (% Change)
Intergovernmental - Grants - Capital	$965	-	-	-
Capital Contributions	$13,093,813	$5,394,000	$5,394,000	0.00%
Fees & Charges	$7,309,218	$6,530,000	$6,530,000	0.00%
Investment Earnings	$1,521,926	$200,000	$200,000	0.00%
Miscellaneous	$55,971	-	-	-
Transfers In	-	-	-	-
Reimbursements - Capital	$390,297	-	-	-
Debt Proceeds	-$34,248	-	-	-
Total Revenues	**$22,337,942**	**$12,124,000**	**$12,124,000**	**0.00%**

Expenditures by Object

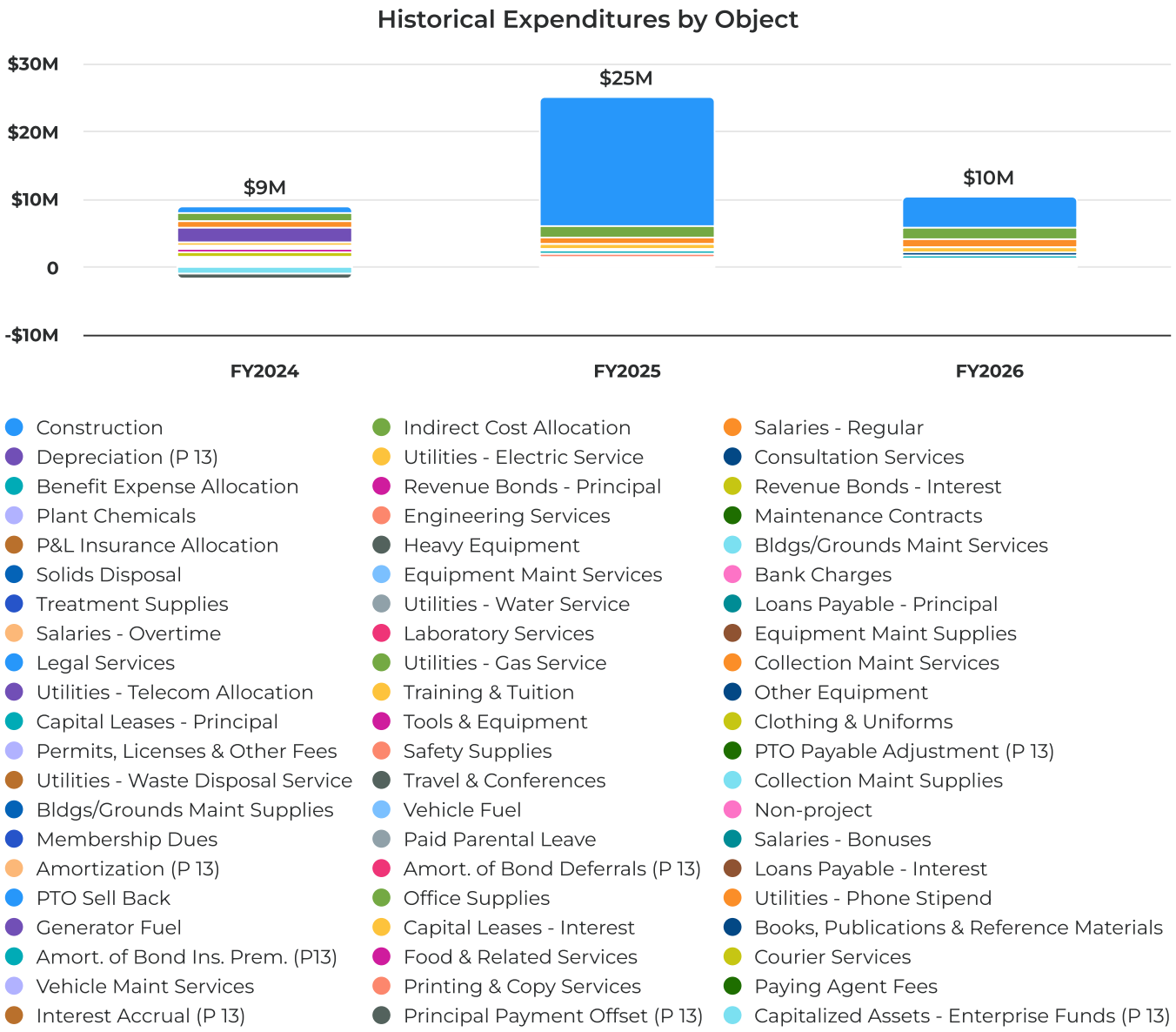

The Wastewater Fund's total expenditures for FY2026 are $10.3 million, representing a 58.73% decrease from the previous year's $25 million. Construction remains the largest expenditure category but has significantly declined to $4.6 million, which is 44.96% of the total and a decrease of $14.3 million or 75.48% from the prior year.

Indirect Cost Allocation is the second-largest category at $1.6 million, accounting for 15.07% of total expenditures, and it decreased by $108,853 or 6.54%. Salaries - Regular increased to $1.3 million, making up 12.8% of the total and rising by $227,107 or 20.77%. Utilities - Electric Service also increased by $57,306 or 10% to $630,580, representing 6.11% of the budget.

Consultation Services rose by $39,000 or 8.58% to $493,500, now 4.78% of total expenditures. Benefit Expense Allocation increased by $110,543 or 42.53% to $370,462, comprising 3.59% of the budget. Maintenance Contracts grew by $40,980 or 22.31% to $224,696, which is 2.18% of the total. Plant Chemicals increased by $38,000 or 25.85% to $185,000, representing 1.79% of expenditures.

Among the notable decreases, Engineering Services dropped sharply by $404,060 or 88.5% to $52,500. Heavy Equipment expenditures were eliminated, decreasing by $253,631 or 100%. P&L Insurance Allocation fell by $161,480 or 77.78% to

$46,142. Equipment Maintenance Services declined by $47,854 or 50.35% to $47,196, and Collection Maintenance Services decreased by $32,500 or 66.33% to $16,500. Training & Tuition also decreased by $14,625 or 50.54% to $14,310. Solids Disposal reduced by $10,000 or 12.5% to $70,000, and Buildings/Grounds Maintenance Services slightly decreased by $5,000 or 6.86% to $67,870.

Overall, the FY2026 budget shows a substantial reduction in total expenditures driven primarily by a large decrease in Construction costs, while several service and personnel-related categories experienced moderate increases.

FY26 Expenditures by Object

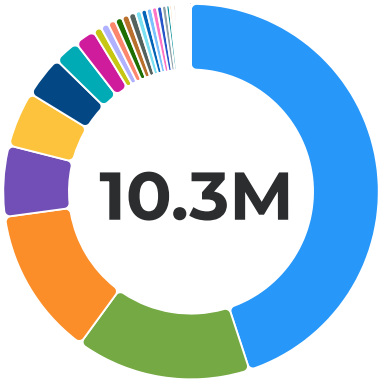

Construction	$4,637,868	44.96%
Indirect Cost Allocation	$1,554,714	15.07%
Salaries - Regular	$1,320,529	12.80%
Utilities - Electric Service	$630,580	6.11%
Consultation Services	$493,500	4.78%
Benefit Expense Allocation	$370,462	3.59%
Maintenance Contracts	$224,696	2.18%
Plant Chemicals	$185,000	1.79%
Utilities - Water Service	$73,400	0.71%
Solids Disposal	$70,000	0.68%
Bldgs/Grounds Maint Services	$67,870	0.66%
Salaries - Overtime	$64,907	0.63%
Treatment Supplies	$63,570	0.62%
Equipment Maint Supplies	$61,600	0.60%
Engineering Services	$52,500	0.51%
Legal Services	$50,000	0.48%
Equipment Maint Services	$47,196	0.46%
P&L Insurance Allocation	$46,142	0.45%
Utilities - Gas Service	$43,175	0.42%
Laboratory Services	$40,600	0.39%
Capital Leases - Principal	$27,759	0.27%
Tools & Equipment	$20,000	0.19%
Utilities - Telecom Allocation	$16,656	0.16%
Collection Maint Services	$16,500	0.16%
Non-project	$15,110	0.15%
Clothing & Uniforms	$15,070	0.15%
Training & Tuition	$14,310	0.14%
Collection Maint Supplies	$13,100	0.13%
Travel & Conferences	$12,880	0.12%
Safety Supplies	$12,850	0.12%
Permits, Licenses & Other Fees	$12,814	0.12%
Vehicle Fuel	$7,950	0.08%
Utilities - Waste Disposal Service	$7,832	0.08%
Bldgs/Grounds Maint Supplies	$6,500	0.06%
Membership Dues	$5,050	0.05%
Salaries - Bonuses	$5,000	0.05%
Utilities - Phone Stipend	$2,160	0.02%
Generator Fuel	$1,765	0.02%
Office Supplies	$1,600	0.02%

Books, Publications & Reference Materials	**$1,200**	0.01%
Courier Services	**$310**	0.00%
Printing & Copy Services	**$310**	0.00%
Food & Related Services	**$200**	0.00%

For the WASTEWATER FUND fiscal year expenditures by object, Construction accounts for $4.6 million, representing 44.96% of the total. Indirect Cost Allocation follows with $1.6 million, or 15.07%. Salaries - Regular make up $1.3 million, which is 12.8% of the expenditures. Utilities - Electric Service is $630,580, comprising 6.11%. Consultation Services total $493,500, or 4.78%. Benefit Expense Allocation is $370,462, representing 3.59%. Maintenance Contracts amount to $224,696, which is 2.18%. Plant Chemicals are $185,000, or 1.79%. Utilities - Water Service account for $73,400, making up 0.71%. Solids Disposal is $70,000, representing 0.68% of the expenditures. There are 33 smaller categories not listed here.

Expenditures by Object

Category	2024 Actuals	2025 Adopted	2026 Proposed	2025 Adopted vs. 2026 Proposed (% Change)
Utilities - Phone Stipend	-	$2,160	$2,160	0.00%
Salaries - Regular	$940,037	$1,093,421	$1,320,529	20.77%
Salaries - Overtime	$17,330	$57,870	$64,907	12.16%
Salaries - Bonuses	$7,837	$1,000	$5,000	400.00%
PTO Payable Adjustment (P 13)	$32,433	-	-	-
PTO Sell Back	$4,482	-	-	-
Paid Parental Leave	$13,982	-	-	-
Benefit Expense Allocation	$280,478	$259,920	$370,462	42.53%
Clothing & Uniforms	$7,741	$14,028	$15,070	7.43%
Utilities - Electric Service	$509,727	$573,274	$630,580	10.00%
Utilities - Gas Service	$25,369	$39,250	$43,175	10.00%
Utilities - Waste Disposal Service	$12,434	$7,120	$7,832	10.00%
Utilities - Water Service	$23,292	$66,952	$73,400	9.63%
Utilities - Telecom Allocation	$33,000	$10,586	$16,656	57.34%
Maintenance Contracts	$58,278	$183,716	$224,696	22.31%
Bldgs/Grounds Maint Services	$124,434	$72,870	$67,870	-6.86%
Vehicle Maint Services	-	$800	-	-100.00%
Equipment Maint Services	$52,467	$95,050	$47,196	-50.35%
Collection Maint Services	$24,090	$49,000	$16,500	-66.33%
Bldgs/Grounds Maint Supplies	$9,505	$6,500	$6,500	0.00%
Office Supplies	$628	$2,100	$1,600	-23.81%
Tools & Equipment	$7,928	$9,630	$20,000	107.68%
Safety Supplies	$8,371	$12,350	$12,850	4.05%
Equipment Maint Supplies	$31,689	$28,160	$61,600	118.75%
Vehicle Fuel	$9,588	$2,400	$7,950	231.25%
Plant Chemicals	$181,265	$147,000	$185,000	25.85%
Solids Disposal	$59,256	$80,000	$70,000	-12.50%
Collection Maint Supplies	$3,817	$7,220	$13,100	81.44%
Treatment Supplies	$40,300	$61,000	$63,570	4.21%
Generator Fuel	$456	$1,765	$1,765	0.00%
Legal Services	$18,998	$47,750	$50,000	4.71%
Consultation Services	$64,856	$454,500	$493,500	8.58%
Engineering Services	-	$456,560	$52,500	-88.50%

Category	2024 Actuals	2025 Adopted	2026 Proposed	2025 Adopted vs. 2026 Proposed (% Change)
Printing & Copy Services	-	$310	$310	0.00%
Courier Services	$74	$610	$310	-49.18%
Laboratory Services	$45,153	$42,600	$40,600	-4.69%
P&L Insurance Allocation	$161,004	$207,622	$46,142	-77.78%
Training & Tuition	$12,828	$28,935	$14,310	-50.54%
Travel & Conferences	$4,235	$10,260	$12,880	25.54%
Books, Publications & Reference Materials	$244	$1,200	$1,200	0.00%
Membership Dues	$4,701	$4,900	$5,050	3.06%
Food & Related Services	$110	$1,950	$200	-89.74%
Bank Charges	$193,027	-	-	-
Permits, Licenses & Other Fees	$11,075	$12,814	$12,814	0.00%
Indirect Cost Allocation	$1,235,763	$1,663,567	$1,554,714	-6.54%
Other Equipment	$53,352	-	-	-
Heavy Equipment	$73,809	$253,631	-	-100.00%
Construction	$769,879	$18,912,822	$4,637,868	-75.48%
Capitalized Assets - Enterprise Funds (P 13)	-$929,203	-	-	-
Depreciation (P 13)	$2,320,865	-	-	-
Amortization (P 13)	$12,098	-	-	-
Revenue Bonds - Principal	$620,000	-	-	-
Revenue Bonds - Interest	$543,575	-	-	-
Loans Payable - Principal	$146,405	-	-	-
Loans Payable - Interest	$6,145	-	-	-
Capital Leases - Principal	$8,508	$8,565	$27,759	224.10%
Capital Leases - Interest	$3,885	-	-	-
Paying Agent Fees	$300	-	-	-
Principal Payment Offset (P 13)	-$774,913	-	-	-
Interest Accrual (P 13)	-$2,738	-	-	-
Amort. of Bond Deferrals (P 13)	$7,583	-	-	-
Amort. of Bond Ins. Prem. (P13)	$2,496	-	-	-
Non-project	-	-	$15,110	-
Total Expenditures	**$7,134,330**	**$24,993,738**	**$10,315,234**	**-58.73%**

Expenditures by Department

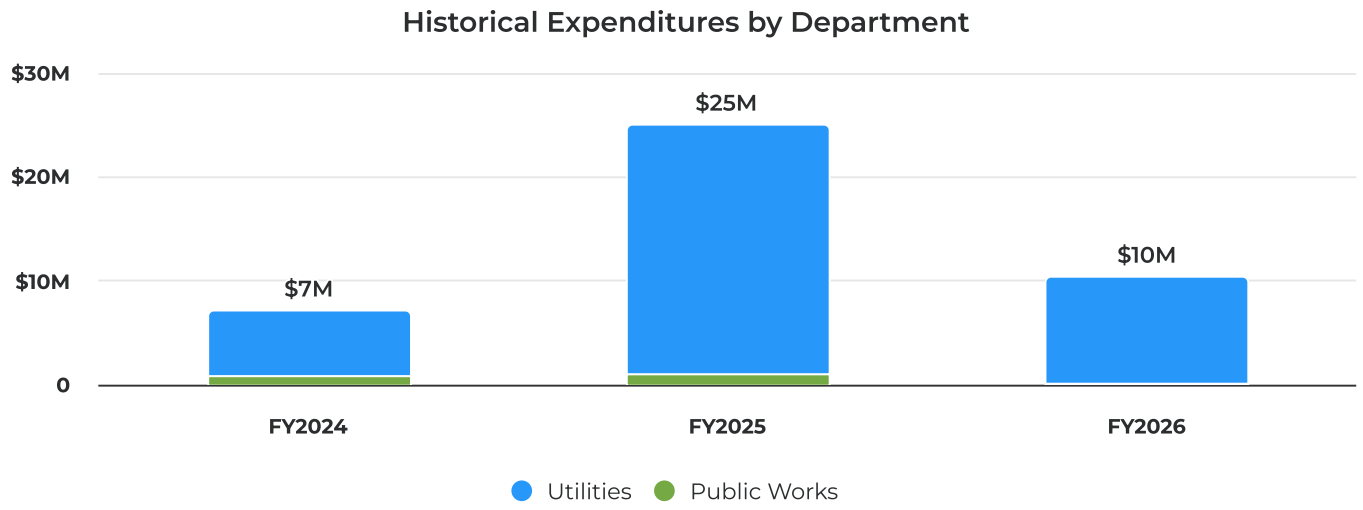

In FY2026, the total expenditures for the Wastewater Fund decreased significantly to $10.3 million, representing a 58.73% reduction from the previous year's total of $25 million. The Utilities department remained the largest expenditure category, accounting for 99.08% of the total at $10.2 million. However, this amount reflects a substantial decrease of $13.7 million, or 57.26%, compared to the prior year.

The Public Works department's expenditures also declined sharply to $94,793, making up 0.92% of the total budget. This represents a decrease of $986,369, or 91.23%, from the previous year's $1.1 million. Both departments experienced significant reductions, with Utilities and Public Works showing the largest decreases in dollar value and percentage terms within the Wastewater Fund budget for FY2026.

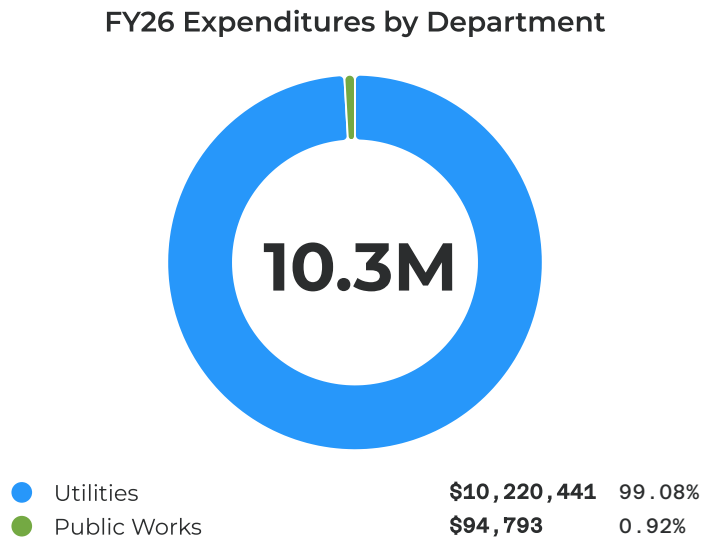

For the WASTEWATER FUND Fiscal Year Expenditures by Department, Utilities account for $10.2 million, representing 99.08% of the total expenditures. Public Works expenditures total $94,793, making up 0.92% of the total.

Expenditures by Department

Category	2024 Actuals	2025 Adopted	2026 Proposed	2025 Adopted vs. 2026 Proposed (% Change)
Public Works	$878,538	$1,081,162	$94,793	-91.23%

Category	2024 Actuals	2025 Adopted	2026 Proposed	2025 Adopted vs. 2026 Proposed (% Change)
Utilities	$6,255,792	$23,912,576	$10,220,441	-57.26%
Total Expenditures	**$7,134,330**	**$24,993,738**	**$10,315,234**	**-58.73%**

Expenditures by Expense Type

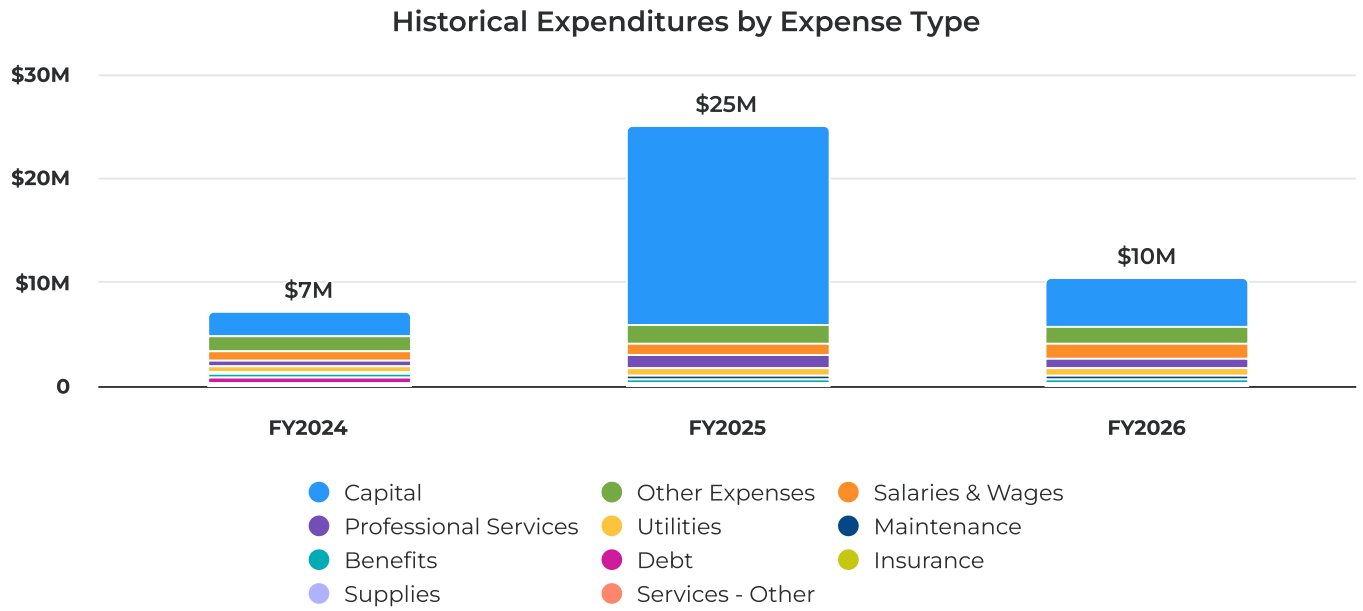

In FY2026, the Wastewater Fund's total expenditures decreased by 58.73% to $10.3 million compared to the previous year. The largest expense category, Capital, dropped significantly by 75.8%, from $19.2 million to $4.6 million, now representing 44.96% of the total budget.

Other Expenses also declined by 7.1% to $1.6 million, accounting for 15.52% of total expenditures. Professional Services decreased by 25.99% to $929,435, making up 9.01% of the budget. Maintenance expenses fell by 11.25% to $356,262, representing 3.45% of the total. Insurance saw a notable reduction of 70.5%, down to $61,252, which is 0.59% of the budget. Services - Other decreased slightly by 5.28% to $41,220, or 0.4% of total expenditures.

Conversely, several categories experienced increases. Salaries & Wages rose by 20.67% to $1.4 million, now 13.48% of the budget. Benefits increased by 40.73% to $385,532, representing 3.74% of total expenditures. Utilities grew by 10.65% to $773,803, or 7.5% of the budget. Supplies increased substantially by 80.73% to $110,500, making up 1.07% of the total. Additionally, Debt expenditures increased by 224.11% to $27,759, though this category remains a small portion of the budget.

FY26 Expenditures by Expense Type

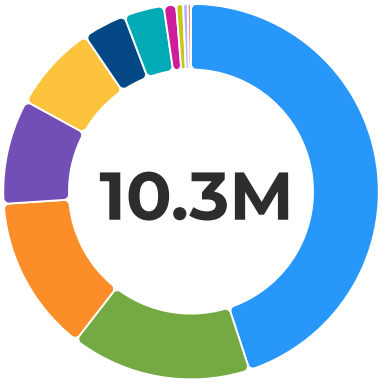

Capital	$4,637,868	44.96%
Other Expenses	$1,601,168	15.52%
Salaries & Wages	$1,390,436	13.48%
Professional Services	$929,435	9.01%
Utilities	$773,803	7.50%
Benefits	$385,532	3.74%
Maintenance	$356,262	3.45%
Supplies	$110,500	1.07%
Insurance	$61,252	0.59%
Services - Other	$41,220	0.40%
Debt	$27,759	0.27%

For the WASTEWATER FUND fiscal year expenditures by expense type, Capital expenses account for $4.6 million, representing 44.96% of the total. Other Expenses follow with $1.6 million, or 15.52%. Salaries & Wages amount to $1.4 million, making up 13.48%. Professional Services total $929,435, which is 9.01% of the expenditures. Utilities are $773,803, comprising 7.5%. Benefits are $385,532, or 3.74%, while Maintenance expenses are $356,262, representing 3.45%. Supplies account for $110,500, or 1.07%. Insurance costs are $61,252, making up 0.59%, and Services - Other total $41,220, which is 0.4% of the expenditures. One smaller category was excluded from this list.

Expenditures by Expense Type

Category	2024 Actuals	2025 Adopted	2026 Proposed	2025 Adopted vs. 2026 Proposed (% Change)
Salaries & Wages	$1,016,102	$1,152,291	$1,390,436	20.67%
Benefits	$288,219	$273,948	$385,532	40.73%
Utilities	$603,822	$699,342	$773,803	10.65%
Maintenance	$259,270	$401,436	$356,262	-11.25%
Supplies	$67,709	$61,140	$110,500	80.73%
Services - Other	$45,227	$43,520	$41,220	-5.28%
Insurance	$161,004	$207,622	$61,252	-70.50%
Other Expenses	$1,461,982	$1,723,626	$1,601,168	-7.10%
Capital	$2,300,799	$19,166,453	$4,637,868	-75.80%
Debt	$561,247	$8,565	$27,759	224.10%
Professional Services	$368,949	$1,255,795	$929,435	-25.99%
Total Expenditures	**$7,134,330**	**$24,993,738**	**$10,315,234**	**-58.73%**

STORM DRAINAGE OPERATING FUND

Summary

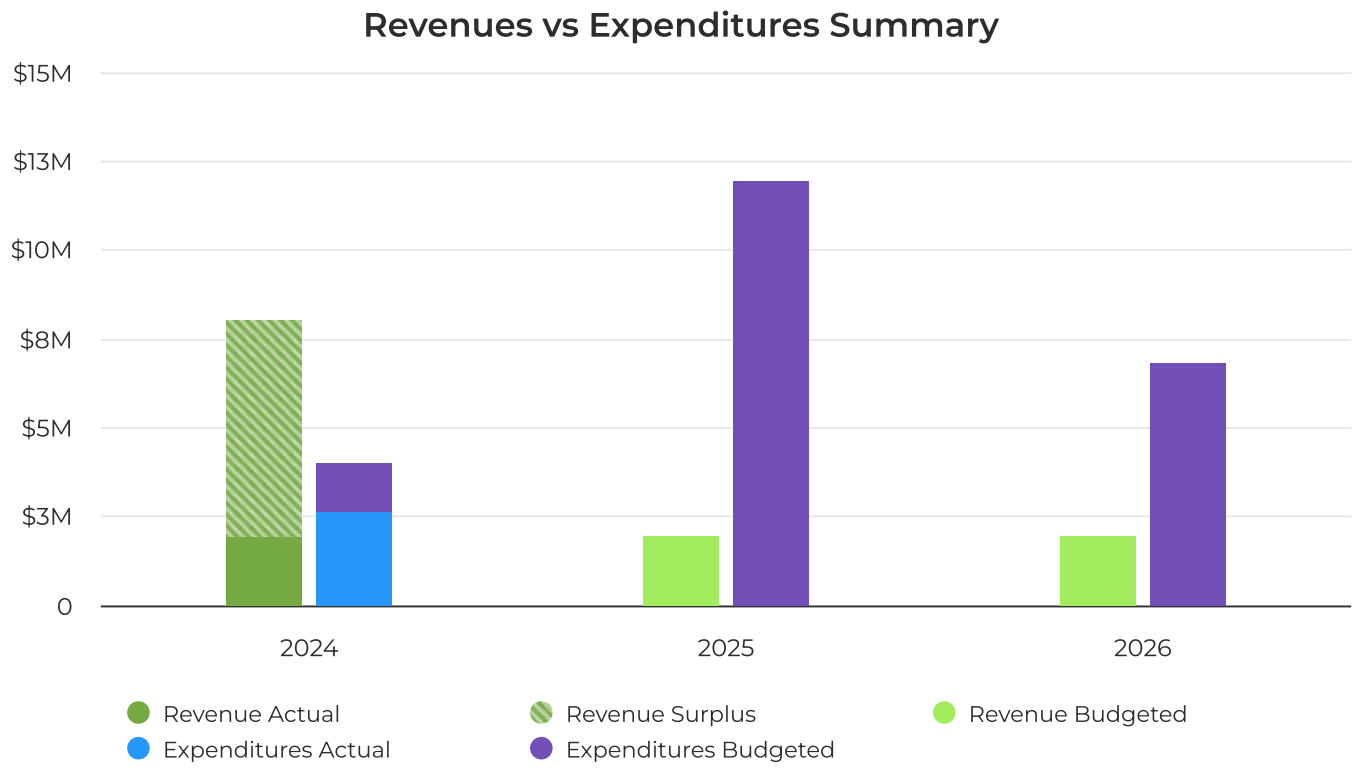

In the 2026 budget for the Storm Drainage Operating Fund, the expenditures budgeted are $6.8 million, which represents a 43% decrease from the previous year's budgeted expenditures of $11.9 million. The revenue budgeted remains steady at $2 million, showing no change from the prior year.

The most significant change is in the expenditures category, which decreased substantially, while the revenue budget stayed constant. This highlights a notable reduction in planned spending compared to the previous budget year, with revenues maintained at the same level.

Revenues by Revenue Type

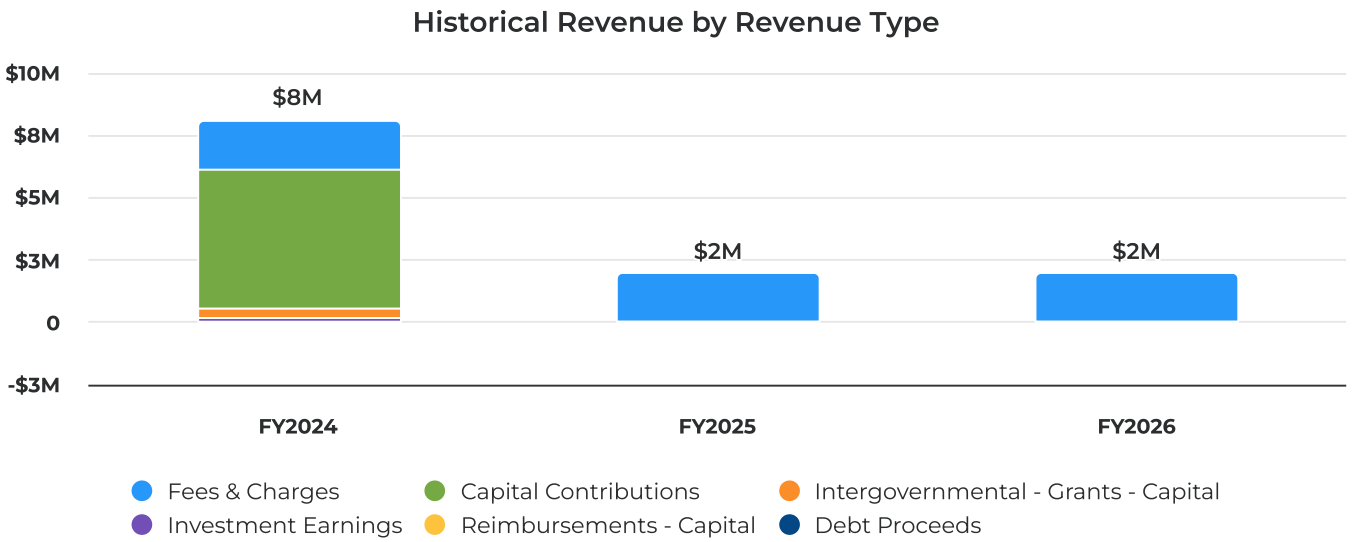

In FY2026, the Storm Drainage Operating Fund's total revenue remained steady at $2 million, showing no change from the previous year. The largest revenue source continued to be Fees & Charges, contributing $1.9 million, which accounted for 98.84% of the total revenue and remained unchanged from the prior year.

Investment Earnings also held steady at $22,809, representing 1.16% of total revenue with no change from the previous year. Other revenue categories, including Intergovernmental - Grants - Capital, Capital Contributions, Reimbursements - Capital, and Debt Proceeds, each reported zero revenue, consistent with the prior year.

Overall, the revenue composition and amounts in FY2026 mirrored those of FY2025, with no increases or decreases across all categories and a total revenue that remained constant at $2 million.

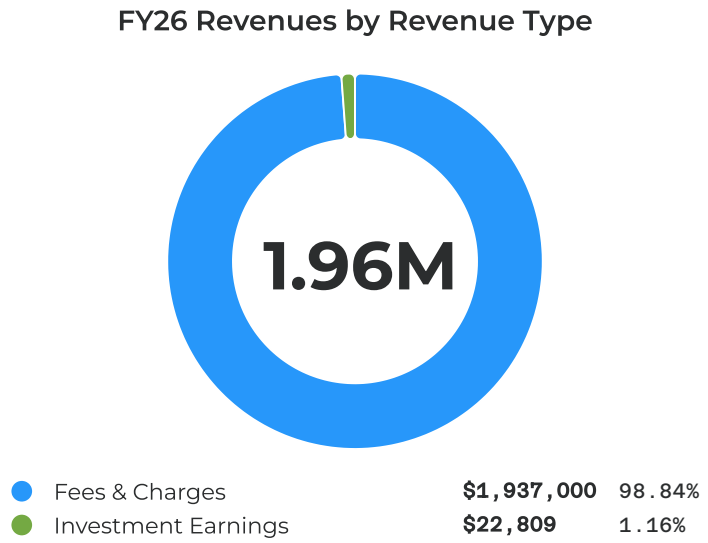

For the STORM DRAINAGE OPERATING FUND fiscal year revenue by revenue type, Fees & Charges account for $1.9 million, representing 98.84% of the total revenue. Investment Earnings contribute $22,809, which is 1.16% of the total revenue.

Revenues by Revenue Type

Category	2024 Actuals	2025 Adopted	2026 Proposed	2025 Adopted vs. 2026 Proposed (% Change)
Intergovernmental - Grants - Capital	$410,636	-	-	-
Capital Contributions	$5,542,741	-	-	-
Fees & Charges	$2,012,442	$1,937,000	$1,937,000	0.00%
Investment Earnings	$124,723	$22,809	$22,809	0.00%
Reimbursements - Capital	$20,000	-	-	-
Debt Proceeds	-$56,831	-	-	-
Total Revenues	**$8,053,712**	**$1,959,809**	**$1,959,809**	**0.00%**

Expenditures by Object

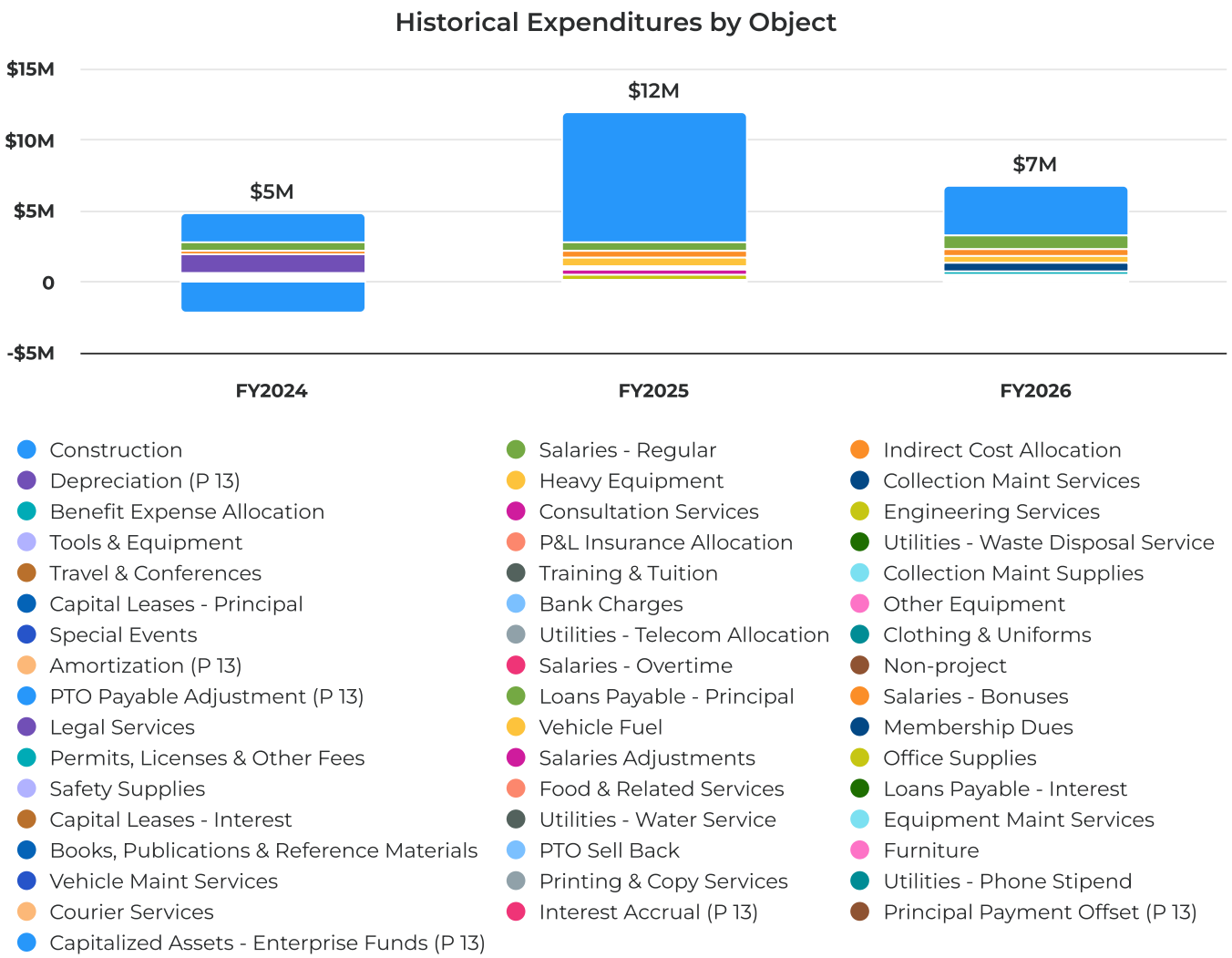

The Storm Drainage Operating Fund's total expenditures decreased by 43% to $6.8 million in FY2026 compared to the previous year. Construction remained the largest expenditure category but declined significantly by 60.91%, dropping from $9.1 million to $3.6 million and now representing 52.48% of the total budget.

Salaries - Regular increased by 38.98% to $899,707, rising to 13.22% of total expenditures. Collection Maintenance Services saw a substantial increase of 338.88%, reaching $627,600 and accounting for 9.22% of the budget. Indirect Cost Allocation

also grew by 25.73% to $568,042, making up 8.35% of total expenditures.

Benefit Expense Allocation rose by 50.09% to $260,674, representing 3.83% of the budget. P&L Insurance Allocation experienced a notable increase of 831.19%, reaching $46,142, which is 0.68% of the total. Conversely, Consultation Services decreased by 64.26% to $118,197, and Engineering Services dropped by 71.4% to $80,128. Heavy Equipment expenditures declined by 29.34% to $421,520, now 6.19% of the total.

Other smaller decreases included Training & Tuition, which fell by 51.78% to $12,200, and several categories such as Equipment Maintenance Services and Permits, Licenses & Other Fees, which were reduced to zero or near zero. Overall, the budget reflects a shift with reduced capital construction spending and increased allocations toward salaries, maintenance services, and indirect costs.

FY26 Expenditures by Object

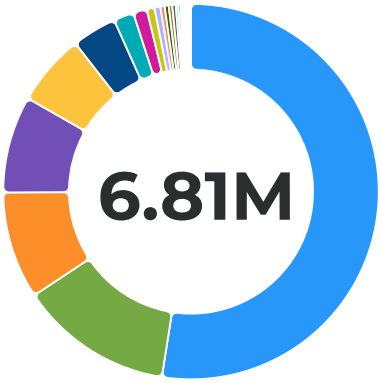

Construction	$3,572,301	52.48%
Salaries - Regular	$899,707	13.22%
Collection Maint Services	$627,600	9.22%
Indirect Cost Allocation	$568,042	8.35%
Heavy Equipment	$421,520	6.19%
Benefit Expense Allocation	$260,674	3.83%
Consultation Services	$118,197	1.74%
Engineering Services	$80,128	1.18%
P&L Insurance Allocation	$46,142	0.68%
Tools & Equipment	$34,400	0.51%
Utilities - Waste Disposal Service	$25,000	0.37%
Capital Leases - Principal	$23,115	0.34%
Travel & Conferences	$21,185	0.31%
Collection Maint Supplies	$20,940	0.31%
Non-project	$15,110	0.22%
Training & Tuition	$12,200	0.18%
Utilities - Telecom Allocation	$11,720	0.17%
Salaries - Overtime	$7,500	0.11%
Special Events	$7,000	0.10%
Clothing & Uniforms	$5,742	0.08%
Salaries Adjustments	$5,200	0.08%
Legal Services	$4,430	0.07%
Membership Dues	$3,310	0.05%
Salaries - Bonuses	$3,075	0.05%
Vehicle Fuel	$2,415	0.04%
Utilities - Water Service	$2,000	0.03%
Safety Supplies	$1,800	0.03%
Office Supplies	$1,700	0.02%
Food & Related Services	$1,500	0.02%
Permits, Licenses & Other Fees	$1,225	0.02%
Books, Publications & Reference Materials	$900	0.01%
PTO Sell Back	$500	0.01%
Printing & Copy Services	$250	0.00%
Courier Services	$100	0.00%

For the STORM DRAINAGE OPERATING FUND fiscal year expenditures by object, Construction accounts for the largest portion at $3.6 million, representing 52.48% of the total. Salaries - Regular follow with $899,707, or 13.22%. Collection Maint Services make up $627,600, which is 9.22%, and Indirect Cost Allocation is $568,042, or 8.35%. Heavy Equipment expenses

total $421,520, comprising 6.19%, while Benefit Expense Allocation is $260,674, or 3.83%. Consultation Services account for $118,197, or 1.74%, and Engineering Services are $80,128, representing 1.18%. P&L Insurance Allocation is $46,142, or 0.68%, and Tools & Equipment total $34,400, making up 0.51% of the expenditures. There are 24 smaller categories not listed here.

Expenditures by Object

Category	2024 Actuals	2025 Adopted	2026 Proposed	2025 Adopted vs. 2026 Proposed (% Change)
Utilities - Phone Stipend	-	$540	-	-100.00%
Salaries - Regular	$553,027	$647,349	$899,707	38.98%
Salaries - Overtime	$1,980	$6,500	$7,500	15.38%
Salaries - Bonuses	$4,986	$2,900	$3,075	6.03%
Salaries Adjustments	-	-	$5,200	-
PTO Payable Adjustment (P 13)	$14,907	-	-	-
PTO Sell Back	$751	-	$500	-
Benefit Expense Allocation	$161,470	$173,680	$260,674	50.09%
Clothing & Uniforms	$3,116	$7,375	$5,742	-22.14%
Utilities - Waste Disposal Service	$13,516	$15,141	$25,000	65.11%
Utilities - Water Service	-	-	$2,000	-
Utilities - Telecom Allocation	$4,020	$2,384	$11,720	391.61%
Vehicle Maint Services	-	$1,000	-	-100.00%
Equipment Maint Services	-	$1,500	-	-100.00%
Collection Maint Services	$138,318	$143,000	$627,600	338.88%
Office Supplies	$1,008	$2,000	$1,700	-15.00%
Tools & Equipment	$8,563	$34,900	$34,400	-1.43%
Safety Supplies	$794	$2,100	$1,800	-14.29%
Vehicle Fuel	$3,036	$3,000	$2,415	-19.50%
Collection Maint Supplies	$9,146	$16,440	$20,940	27.37%
Legal Services	-	$4,430	$4,430	0.00%
Consultation Services	$7,331	$330,697	$118,197	-64.26%
Engineering Services	-	$280,128	$80,128	-71.40%
Printing & Copy Services	$112	$250	$250	0.00%
Courier Services	-	$100	$100	0.00%
P&L Insurance Allocation	$3,804	$4,955	$46,142	831.22%
Training & Tuition	$10,084	$25,300	$12,200	-51.78%
Travel & Conferences	$11,174	$20,070	$21,185	5.56%
Books, Publications & Reference Materials	-	$500	$900	80.00%
Membership Dues	$1,905	$2,075	$3,310	59.52%
Special Events	$3,840	$10,000	$7,000	-30.00%
Food & Related Services	-	$2,650	$1,500	-43.40%
Bank Charges	$42,605	-	-	-
Permits, Licenses & Other Fees	$1,472	$2,725	$1,225	-55.05%
Indirect Cost Allocation	$330,503	$451,784	$568,042	25.73%
Other Equipment	$39,317	-	-	-
Furniture	$1,141	-	-	-
Heavy Equipment	$19,256	$596,509	$421,520	-29.34%
Construction	$2,079,844	$9,138,051	$3,572,301	-60.91%
Capitalized Assets - Enterprise Funds (P 13)	-$2,161,168	-	-	-

Category	2024 Actuals	2025 Adopted	2026 Proposed	2025 Adopted vs. 2026 Proposed (% Change)
Depreciation (P 13)	$1,331,841	-	-	-
Amortization (P 13)	$16,124	-	-	-
Loans Payable - Principal	$14,369	-	-	-
Loans Payable - Interest	$3,854	-	-	-
Capital Leases - Principal	$11,010	$11,022	$23,115	109.72%
Capital Leases - Interest	$2,937	-	-	-
Principal Payment Offset (P 13)	-$25,379	-	-	-
Interest Accrual (P 13)	-$216	-	-	-
Non-project	-	-	$15,110	-
Total Expenditures	**$2,664,397**	**$11,941,055**	**$6,806,628**	**-43.00%**

Expenditures by Department

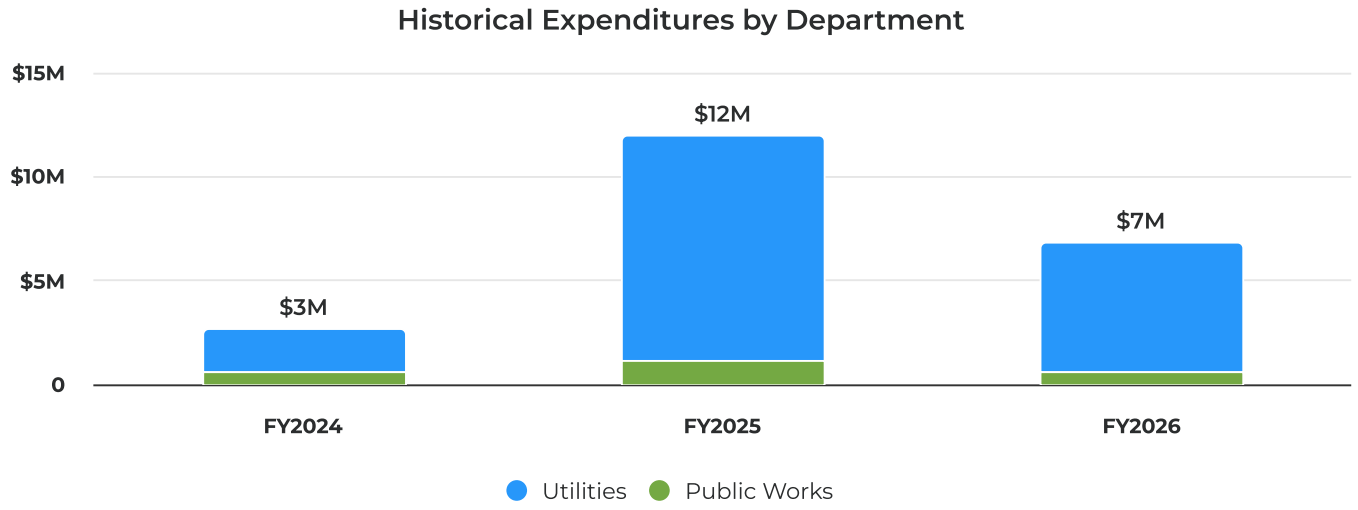

In FY2026, the Storm Drainage Operating Fund's total expenditures decreased by 43% to $6.8 million compared to the previous year's $11.9 million. The Utilities department remained the largest expenditure category, accounting for 91.42% of the total at $6.2 million, which represents a decrease of $4.6 million or 42.64% from the prior year. Public Works was the second-largest category, comprising 8.58% of the total with expenditures of $584,129, reflecting a decrease of $509,047 or 46.57% from the previous year.

FY26 Expenditures by Department

Utilities	$6,222,499	91.42%
Public Works	$584,129	8.58%

For the STORM DRAINAGE OPERATING FUND fiscal year expenditures by department, Utilities account for $6.2 million, representing 91.42% of the total expenditures. Public Works expenditures total $584,129, making up 8.58% of the total.

Expenditures by Department

Category	2024 Actuals	2025 Adopted	2026 Proposed	2025 Adopted vs. 2026 Proposed (% Change)
Public Works	$589,946	$1,093,176	$584,129	-46.57%
Utilities	$2,074,451	$10,847,879	$6,222,499	-42.64%
Total Expenditures	**$2,664,397**	**$11,941,055**	**$6,806,628**	**-43.00%**

Expenditures by Expense Type

Historical Expenditures by Expense Type

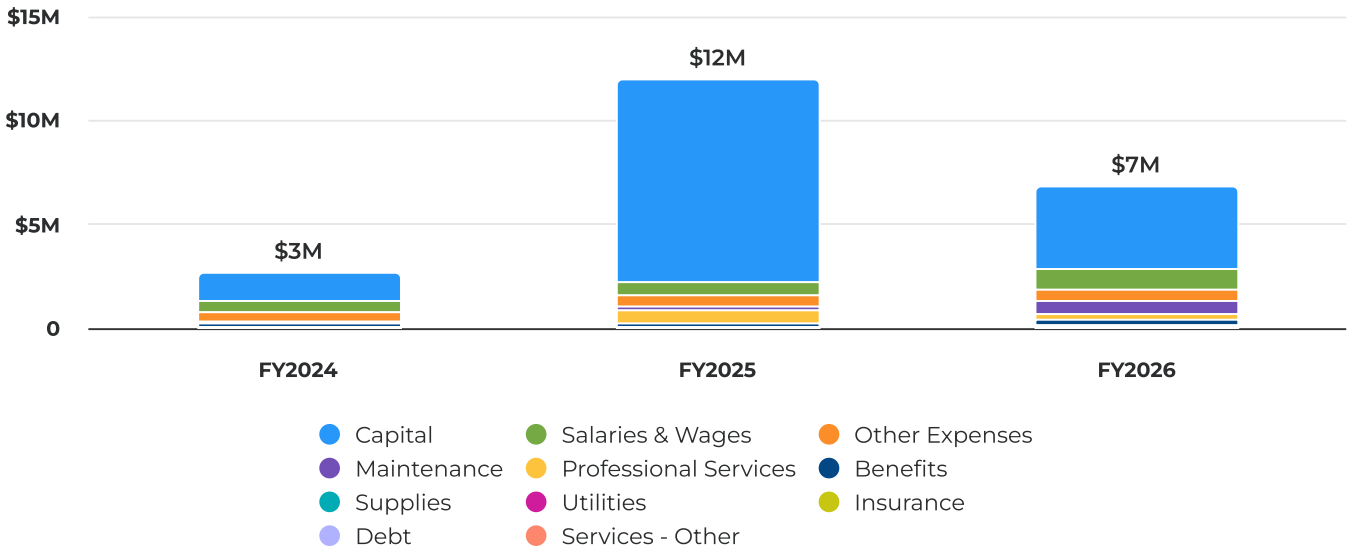

In FY2026, the Storm Drainage Operating Fund's total expenditures decreased by 43% to $6.8 million compared to the previous year. Capital expenses, while remaining the largest category at $4 million, declined significantly by $5.7 million or 58.97%, reducing their share of the total from 81.52% to 58.68%.

Salaries and Wages increased by $259,233 or 39.47%, rising to $915,982 and representing 13.46% of total expenditures. Maintenance expenses saw a substantial increase of $482,100 or 331.34%, reaching $627,600 and accounting for 9.22% of the budget. Other Expenses grew by $100,258 or 19.46%, totaling $615,362 and making up 9.04% of the fund.

Benefits rose by $85,362 or 47.15% to $266,416, now 3.91% of total expenditures. Insurance expenses increased markedly by $56,297 or 1,136.12%, reaching $61,252 and 0.9% of the budget. Utilities more than doubled, increasing by $20,655 or 114.33% to $38,720, which is 0.57% of the total. Debt expenses also grew by $12,093 or 109.71%, totaling $23,115 and 0.34% of expenditures.

Conversely, Professional Services decreased sharply by $408,000 or 64.59%, falling to $223,695 and 3.29% of the total. Supplies saw a slight reduction of $1,685 or 4.01%, amounting to $40,315 and 0.59% of the budget.

FY26 Expenditures by Expense Type

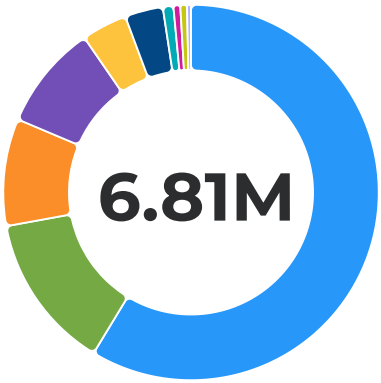

Capital	$3,993,821	58.68%
Salaries & Wages	$915,982	13.46%
Maintenance	$627,600	9.22%
Other Expenses	$615,362	9.04%
Benefits	$266,416	3.91%
Professional Services	$223,695	3.29%
Insurance	$61,252	0.90%
Supplies	$40,315	0.59%
Utilities	$38,720	0.57%
Debt	$23,115	0.34%
Services - Other	$350	0.01%

For the STORM DRAINAGE OPERATING FUND fiscal year expenditures by expense type, Capital expenses account for $4 million, representing 58.68% of the total. Salaries & Wages amount to $915,982, which is 13.46%. Maintenance costs are $627,600 or 9.22%, while Other Expenses total $615,362, making up 9.04%. Benefits are $266,416, corresponding to 3.91%, and Professional Services are $223,695, or 3.29%. Insurance expenses are $61,252, representing 0.9%, Supplies are $40,315 at 0.59%, Utilities are $38,720 or 0.57%, and Debt payments are $23,115, which is 0.34% of the expenditures. One smaller category was excluded from this list.

Expenditures by Expense Type

Category	2024 Actuals	2025 Adopted	2026 Proposed	2025 Adopted vs. 2026 Proposed (% Change)
Salaries & Wages	$575,650	$656,749	$915,982	39.47%
Benefits	$164,586	$181,055	$266,416	47.15%
Utilities	$17,536	$18,065	$38,720	114.34%
Maintenance	$138,318	$145,500	$627,600	331.34%

Category	2024 Actuals	2025 Adopted	2026 Proposed	2025 Adopted vs. 2026 Proposed (% Change)
Supplies	$13,400	$42,000	$40,315	-4.01%
Services - Other	$112	$350	$350	0.00%
Insurance	$3,804	$4,955	$61,252	1,136.17%
Other Expenses	$401,584	$515,104	$615,362	19.46%
Capital	$1,326,355	$9,734,560	$3,993,821	-58.97%
Debt	$6,575	$11,022	$23,115	109.72%
Professional Services	$16,477	$631,695	$223,695	-64.59%
Total Expenditures	**$2,664,397**	**$11,941,055**	**$6,806,628**	**-43.00%**

Departments Summary

The Town of Erie has 12 departments with staff shown in the organizational chart below. In 2025, the Town added four new divisions across various departments to help differentiate and track costs for these work groups. The new divisions are Budget and Grants in the Finance department, Risk in the Human Resources department, and the Town Manager's office in the Town Administration department.

Organizational Structure

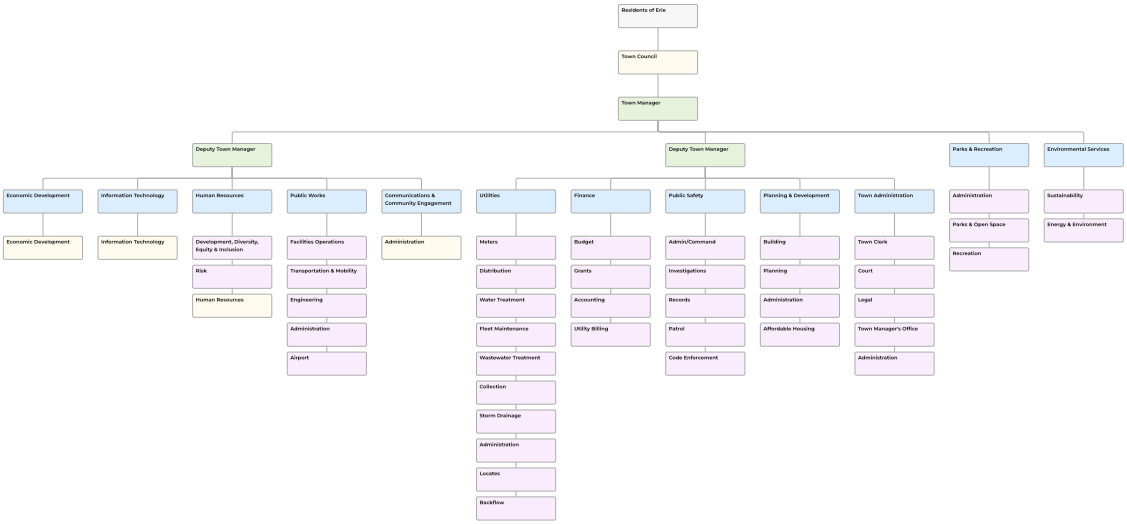

Department & Fund Relationship

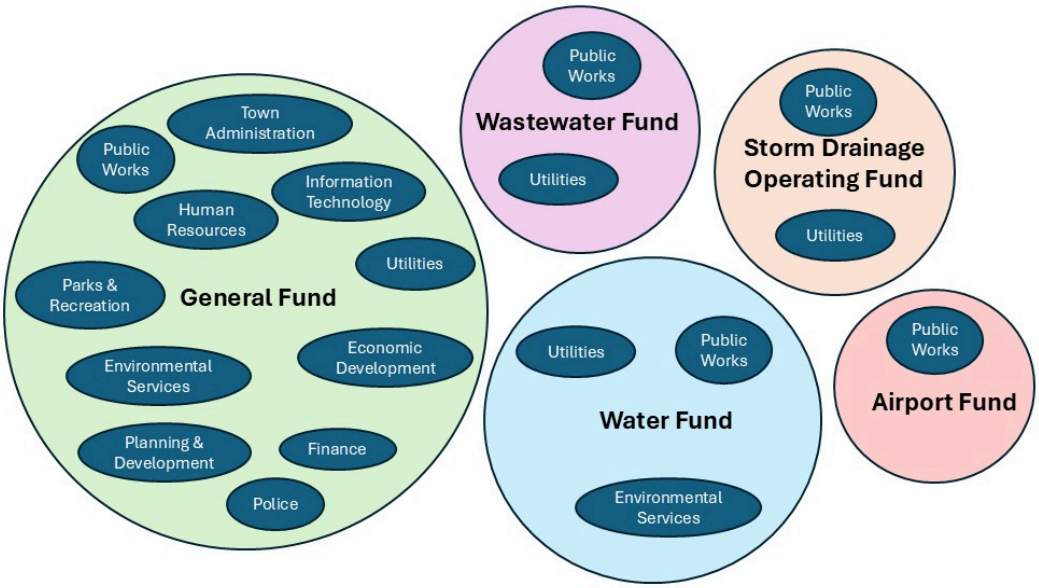

Legislative Department

About Us

Who We Are

The **Town Council** acts as the legislative body of the Town and provides policy direction to and oversight of the Town Manager, Town Attorney, Municipal Judge, and Municipal Prosecutor to ensure Town programs and services are effective, and efficiently support and enhance the quality of life for all Erie residents, businesses, and visitors.

Department Description

The Town Council is the elected governing body for the Town and consists of the mayor and six council members elected from three districts. The Council is responsible for establishing Town policies and goals; has the authority to adopt laws, ordinances, and resolutions to conduct the business of the Town; approves the annual budget; and may enter the Town into contracts for services or intergovernmental agreements for cooperative service delivery. The Council also appoints members of the Town's Boards and Commissions as follows:

- **Planning Commission** reviews proposed land uses and forwards recommendations to the Town Council.
- **Historic Preservation Advisory Board (HPAB)** advises the Town Council on issues related to the preservation of historic structures, documents, and artifacts in Erie.
- **Open Space and Trails Advisory Board (OSTAB)** advises the Town Council on open space and trails-related issues.
- **Sustainability Advisory Board** advises the Town Council on matters related to the planning, development, maintenance and management of sustainability activities throughout Erie.
- **Tree Advisory Board** provides education on the importance of planting and maintaining trees on public and private lands, plans and promotes the annual Arbor Day event and promotes sound management of Erie's urban forest, all of which helps maintain Erie's Tree City USA designation by the National Arbor Day Foundation.
- **Airport Economic Development Advisory Board** advises the Town Council on ways to promote economic activity at the Erie Municipal Airport that is beneficial to the Town.
- **Board of Adjustment** meets on an as-needed basis to consider such things as variances to the zoning code or setback requirements as well as to hear appeals to the decisions made by the Chief Building Official.

Legislative Financials

Expenditure Summary

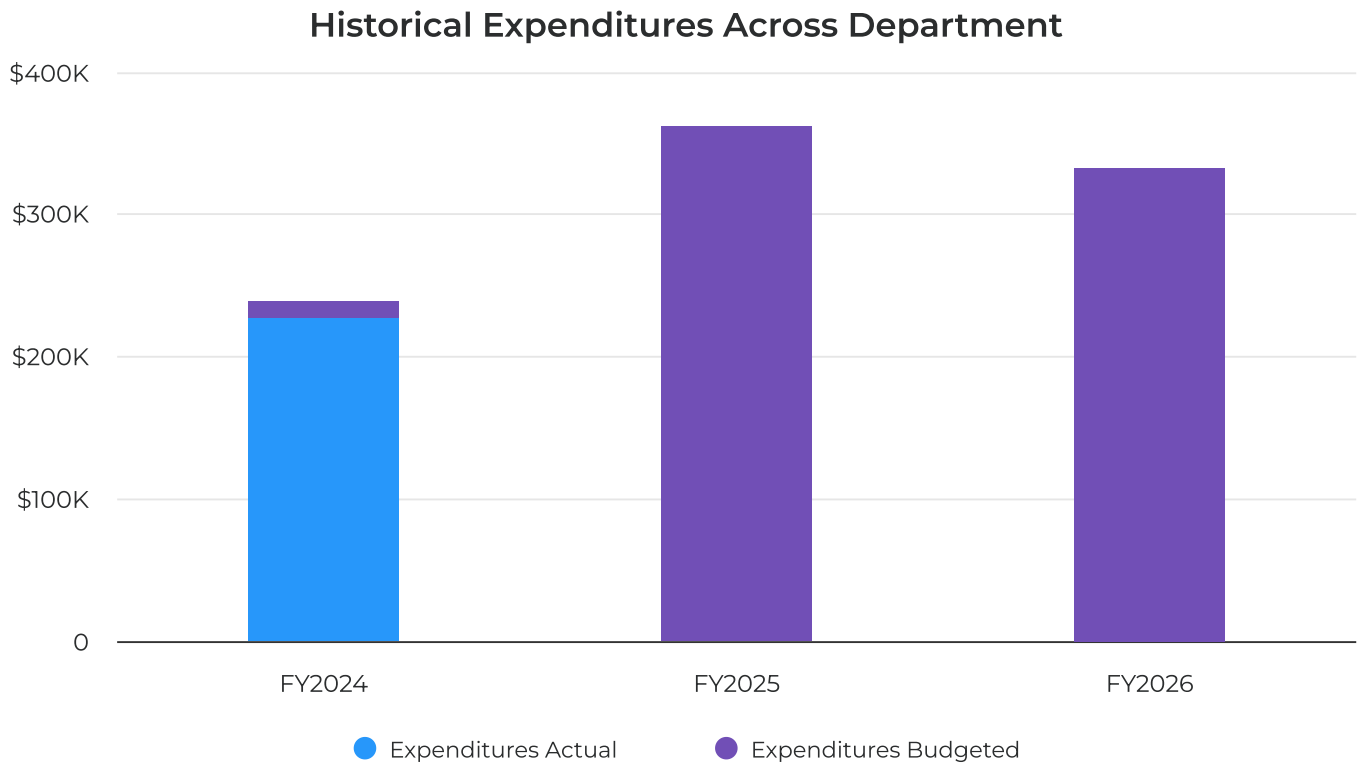

Expenditures by Expense Type

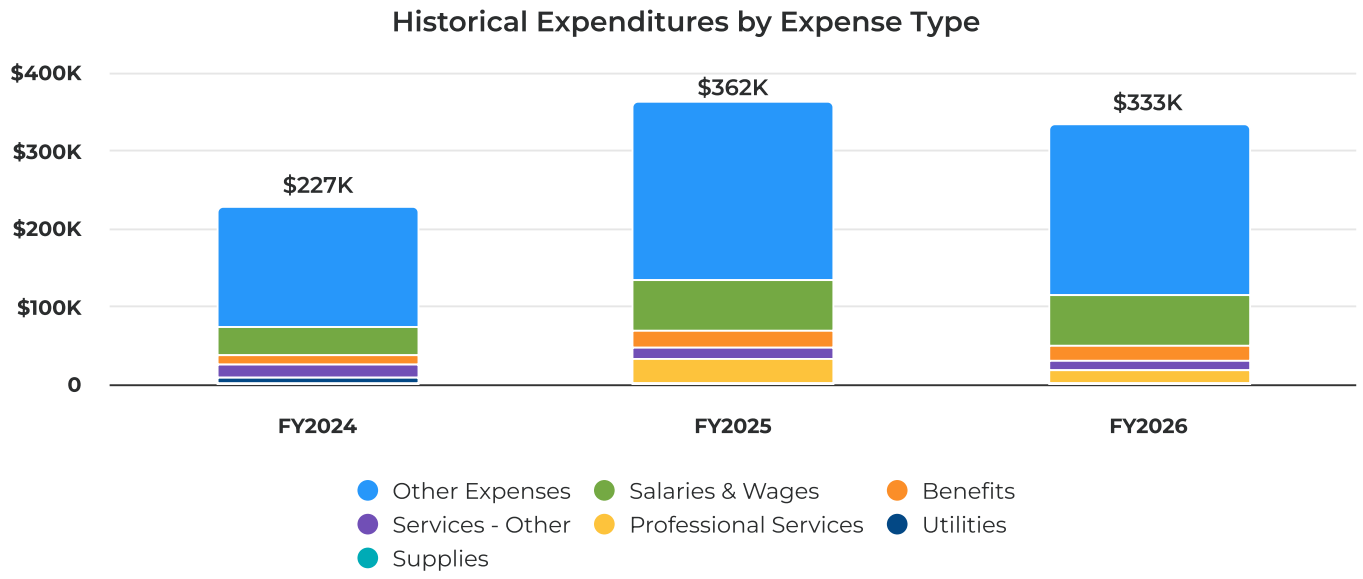

Expenditures by Expense Type

Category	2024 Actuals	2025 Adopted	2026 Proposed	2025 Adopted vs. 2026 Proposed (% Change)
Salaries & Wages	$35,730	$66,744	$66,096	-0.97%
Salaries - Regular	$35,730	-	-	-
Salaries - Part-time	-	$66,744	$66,096	-0.97%
Benefits	$11,149	$19,887	$20,550	3.33%
Benefit Expense Allocation	$10,924	$18,487	$19,150	3.59%
Clothing & Uniforms	$225	$1,400	$1,400	0.00%
Utilities	$6,996	$844	$861	-100.00%
Utilities - Telecom Allocation	$6,996	$844	$861	-100.00%
Supplies	$1,343	$1,500	$1,500	0.00%
Office Supplies	$1,343	$1,500	$1,500	0.00%
Services - Other	$18,150	$15,500	$11,600	-25.16%
Printing & Copy Services	$558	$500	$500	0.00%
Codification Services	$17,592	$15,000	$11,100	-26.00%
Other Expenses	$153,412	$227,200	$217,276	-4.37%
Travel & Conferences	$13,168	$32,500	$18,000	-44.62%
Books, Publications & Reference Materials	$159	$600	$600	0.00%
Membership Dues	$38,757	$31,600	$43,000	36.08%
Special Events	$9,102	$5,000	$5,000	0.00%
Food & Related Services	$17,480	$18,500	$25,001	35.14%
Historical Preservation Commission	-	$4,000	$20,000	400.00%
Tree Board Operating	$2,713	$3,000	$5,000	66.67%
OSTAB Operating	$173	$2,000	$1,000	-50.00%
Planning Commission Operating	$879	$3,000	$3,675	22.50%
Sustainability Committee	$12,261	$10,000	$11,000	10.00%
Airport Advisory Board	-	$37,000	$5,000	-86.49%
Grants to Other Outside Agencies	$58,720	$80,000	$80,000	0.00%
Professional Services	-	$30,000	$15,000	-50.00%
Consultation Services	-	$30,000	$15,000	-50.00%
Total Expenditures	**$226,779**	**$361,675**	**$332,883**	**-8.20%**

Town Administration Department

About Us

Mission Statement

The **Town Manager's Office** works in partnership with the Town Council, Town departments, and residents to support and promote the Town's overall mission:

"The Town of Erie is dedicated to delivering exceptional public service with honesty, efficiency, and compassion."

Our values are:

- **T**rust: We earn trust by upholding and exceeding our civic responsibilities with integrity.
- **R**each: We provide opportunities for employees to reach their highest potential.
- **U**plift: We recognize and celebrate the service provided by each employee.
- **E**mbrace: We see, hear, and support the humanity in our coworkers and the public we serve.

Department Description

Town Manager's Office Description

The Town Manager is the chief administrative officer of the Town and is appointed by and serves at the pleasure of the Town Council. The Town Manager is responsible for providing professional leadership, administration, and execution of the Council's policies and objectives and coordinating with the Town Attorney. The specific duties of the Town Manager are enumerated in the Home Rule Charter Article 8.01. The Town Manager and Deputy Town Managers share the day-to-day responsibilities of overseeing all Town Departments.

Town Attorney's Office Description

The Town Attorney is appointed by and serves at the pleasure of the Town Council. The Town Attorney advises and represents the Town in all legal matters of municipal concern, including defense of claims against the Town and other civil litigation. The Town Attorney attends Council meetings and provides legal advice to the Council, advises town departments, boards and commissions, and is responsible for drafting or supervising the drafting of ordinances, resolutions, contracts, agreements, and other legal documents.

Administrative Services & Operations Department Description

The **Department of Administrative Services & Operations** is responsible for coordinating daily administrative responsibilities Town-wide and ensuring policies and procedures are consistent throughout the Town and updated as required. Administration, Municipal Courts, and Town Clerk are divisions within the Department.

- The Erie Municipal Court adjudicates violations of the Town's municipal ordinances and the Model Traffic Code, as amended by the Erie Municipal Code. Per the Home Rule Charter, the Municipal Judge and Town Prosecutor are appointed by and serve at the pleasure of the Town Council.
- The office of the Town Clerk is responsible for administration of Town Council meetings, boards & commissions, elections, liquor licensing, permitting, and record retention. Per the Home Rule Charter, the Clerk is also the Town's designated election official and certifies all ordinances and resolutions enacted or passed by the Town Council.
- The Administration division is responsible for the administrative support for the Town Manager's Office and serves as the initial point of contact for visitors and callers to Town Hall.

Past and Future Acknowledgments

2025 Highlights

- Moved Municipal Court to Town Hall
- Deputy Town Clerk earned Certified Municipal Clerk designation; another Deputy Town Clerk earned Master Municipal Clerk designation
- Continued to facilitate ordinances to align the Municipal Code with the Home Rule Charter
- Clerk's staff attended Colorado Municipal Clerk's Association Institute for training and networking
- Records staff attended LaserFiche conference
- Continued participation in Town Hall Expansion/Renovation Project including helping coordinate move back into renovated Town Hall.
- Completed onboarding of new Deputy Court Administrator
- Hired and onboarded new Director
- Hired and onboarded new Municipal Judge
- Began onboarding process for in-house Town Attorney

2026 Goals and Objectives

- Coordinated election with Weld and Boulder Counties for three Council seats and possible ballot issues
- Complete any needed onboarding of new Council members
- Transition to new Agenda Management software
- Transition to new board/commission tracking software
- Continued transition to paperless operations for Municipal Court
- Update of Board and Commission application and onboarding process to align with odd-numbered years
- Begin reorganization of Central Records and make more records available to the public

2026 Performance Measurements

Town Clerk's Office 2026 measures:

- Town Council Meetings
- Urban Renewal Authority Meetings
- Board & Commission Meetings
- City Council Meeting Actions
    - Proclamations
    - Ordinances
    - Resolutions
- Public Records Requests
- Liquor Licensing
- Permits
    - Block Parties
    - Mobile Vendors
    - Solicitor
- Records
    - Number input into Repository
    - Number Destroyed

Municipal Court 2026 measures:

- Number of cases
- Case close rate
- Number of trials

2024-25 Performance Measurement Results

Policy Review

- Townwide policies reviewed/updated – 98
- Newly created policies – 4

Town Clerk's Office

- Town Council Meetings 52 (including Special Meetings & Study Sessions)
- Urban Renewal Authority Meetings 9
- Ordinances 35
- Resolutions 155
- Proclamations 24
- Public Records Requests 516
- Facilitated 21 board/commission appointments
- Current Liquor Licenses 35
    - Special Event Liquor Licenses 14
- Entertainment Districts 1
- Block Party Permits 16
- Mobile Vendor Permits 28
- Open Container Permits 51
- Roll Off Permits 34
- Solicitor Permits 102 applied, 41 approved (difference due to not submitting a background check or pay the final fee)
- Handbill Permits 13
- Home Childcare Registration 2
- Documents/Records created in Laserfiche Repository
    - By Clerk's team 4526
    - By other Town staff 9525
- Records destruction
    - Iron Mountain offsite storage – 75 boxes or 261.2 cubic feet
    - Reviewed by staff for scanning & destruction - 155 boxes

Municipal Court

- Number of case files 873
- Case close rate 108%
- Number of Trials held 2

Town Adminstration Financials

Expenditure Summary

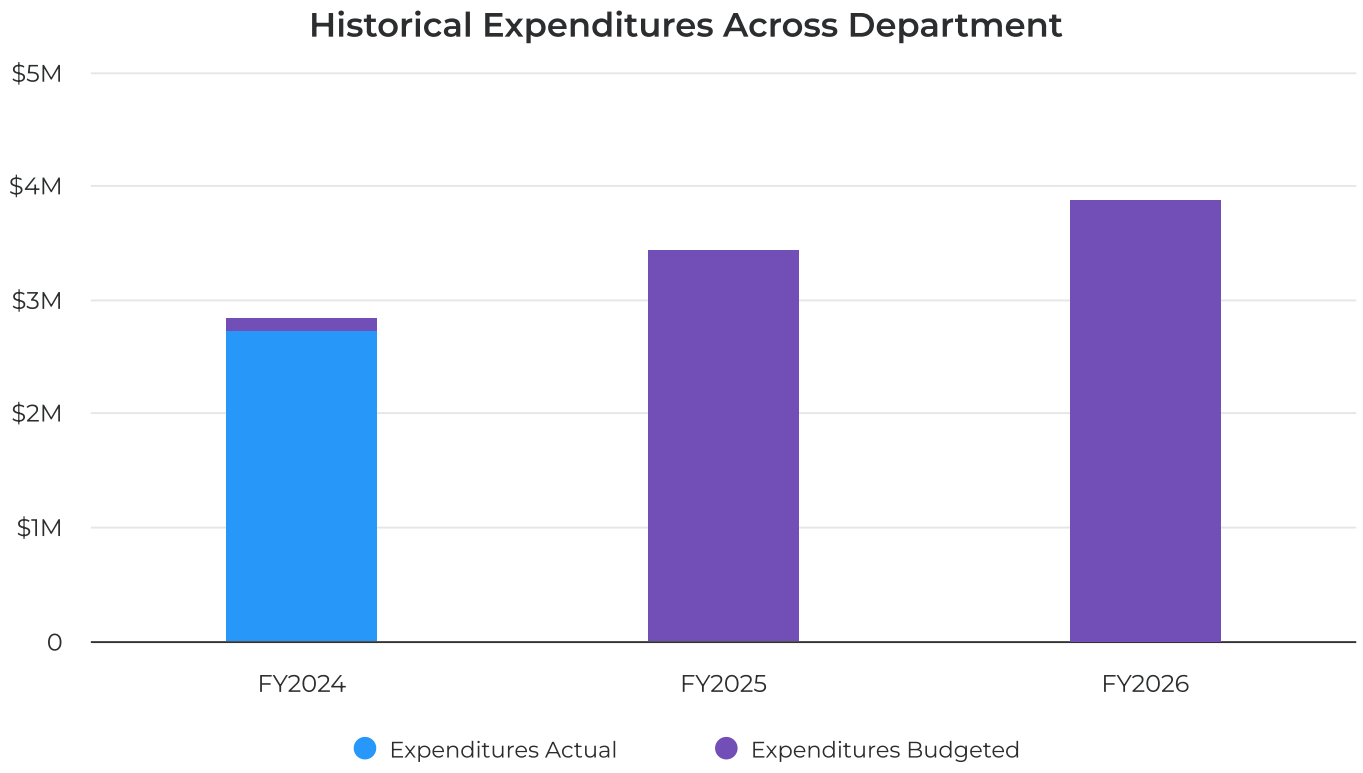

Expenditures by Expense Type

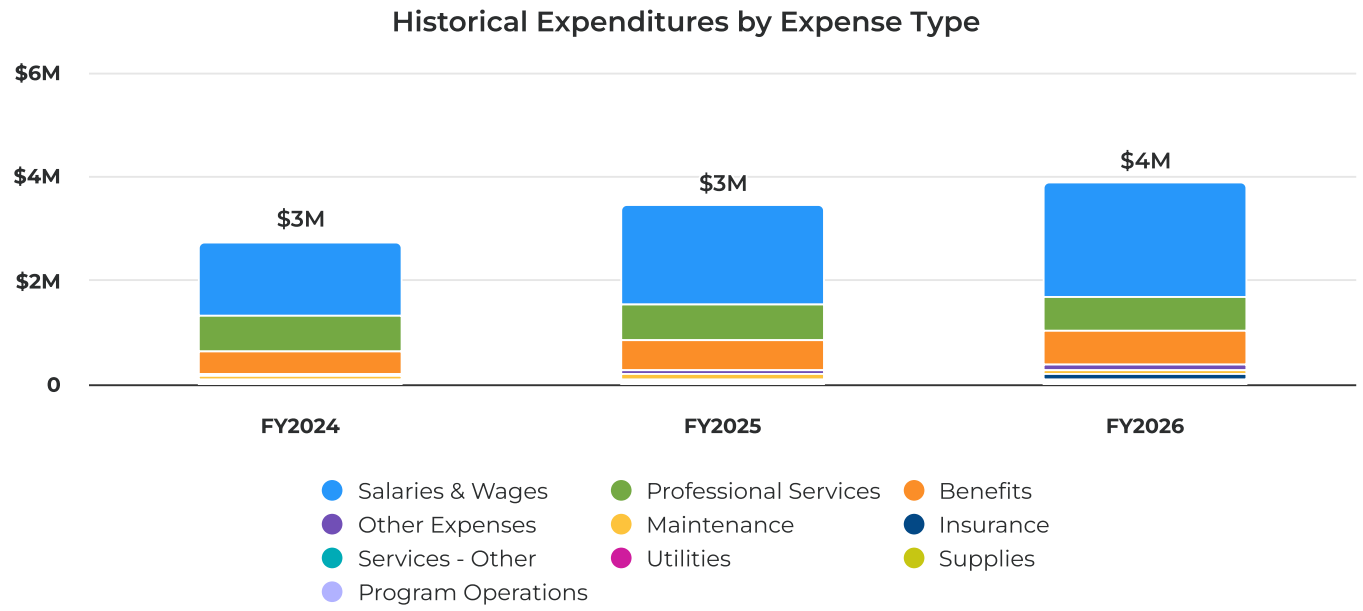

Expenditures by Division

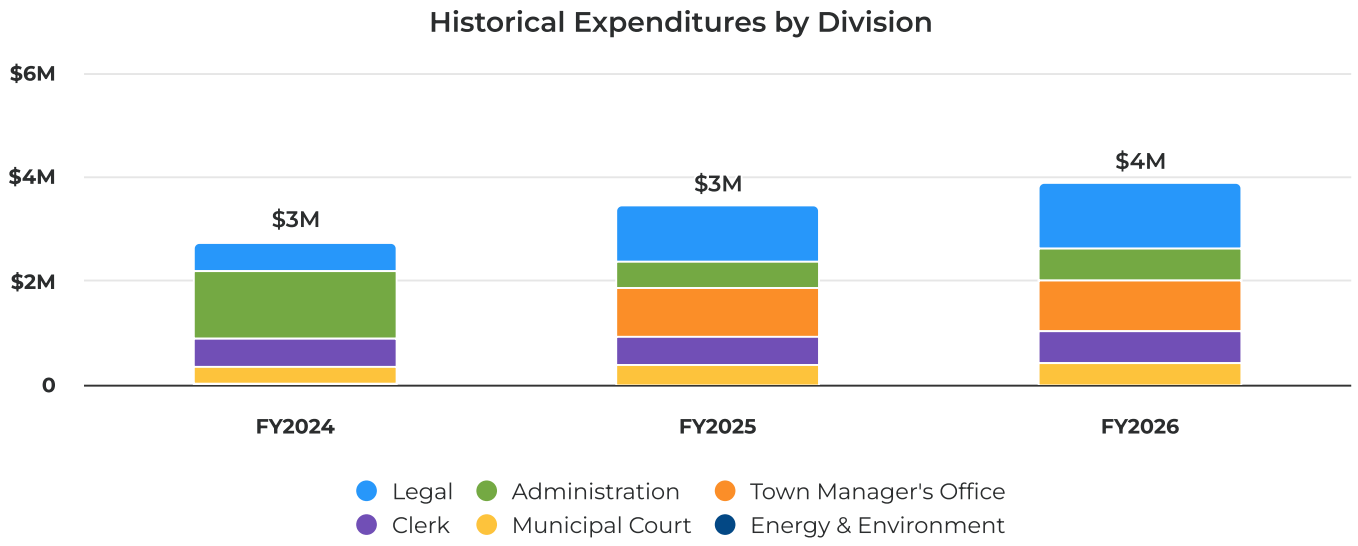

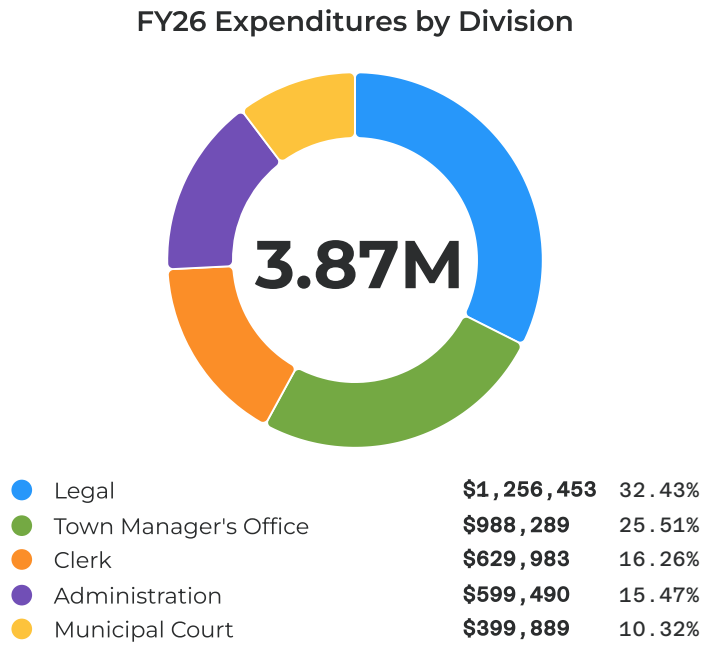

Expenditures by Division

Category	2024 Actuals	2025 Adopted	2026 Proposed	2025 Adopted vs. 2026 Proposed (% Change)
Administration				
Salaries & Wages	$940,990	$335,285	$345,039	2.91%
Salaries - Regular	$936,258	$328,785	$337,039	2.51%
Salaries - Overtime	$945	$1,500	$3,000	100.00%
Salaries - Bonuses	$3,787	$5,000	$5,000	0.00%
Benefits	$305,233	$129,035	$140,051	8.54%
Benefit Expense Allocation	$272,843	$86,635	$97,651	12.72%
Employee Appreciation Program	$32,163	$41,900	$41,900	0.00%

Category	2024 Actuals	2025 Adopted	2026 Proposed	2025 Adopted vs. 2026 Proposed (% Change)
Clothing & Uniforms	$227	$500	$500	0.00%
Utilities	$3,996	$5,618	$6,010	6.98%
Utilities - Phone Stipend	-	-	$1,620	-
Utilities - Telecom Allocation	$3,996	$5,618	$4,390	-21.86%
Supplies	$1,411	$700	$700	0.00%
Office Equipment	$24	-	-	-
Office Supplies	$1,387	$700	$700	0.00%
Services - Other	-	$300	$300	0.00%
Printing & Copy Services	-	$200	$200	0.00%
Courier Services	-	$100	$100	0.00%
Insurance	$27,420	$34,607	$92,165	166.32%
Property & Liability Insurance	$624	-	-	-
P&L Insurance Allocation	$26,796	$34,607	$69,127	99.75%
P&L Deductible Allocation	-	-	$23,038	-
Other Expenses	$19,171	$4,700	$10,225	117.55%
Training & Tuition	$725	$2,500	$2,500	0.00%
Travel & Conferences	$13,454	-	$5,000	-
Books, Publications & Reference Materials	-	$200	$200	0.00%
Membership Dues	$3,931	-	$525	-
Special Events	$21	-	-	-
Food & Related Services	$1,040	$2,000	$2,000	0.00%
Professional Services	$8,425	$5,000	$5,000	0.00%
Consultation Services	$8,425	$5,000	$5,000	0.00%
Total Administration	$1,306,646	$515,246	$599,490	16.35%
Energy & Environment				
Supplies	$65	-	-	-
Office Supplies	$65	-	-	-
Total Energy & Environment	$65	-	-	-
Town Manager's Office				
Salaries & Wages	-	$696,953	$736,001	5.60%
Salaries - Regular	-	$679,753	$726,001	6.80%
Salaries - Bonuses	-	$17,200	$10,000	-41.86%
Benefits	-	$184,955	$210,846	14.00%
Benefit Expense Allocation	-	$184,455	$210,346	14.04%
Clothing & Uniforms	-	$500	$500	0.00%
Utilities	-	$9,053	$12,157	34.29%
Utilities - Phone Stipend	-	$540	$2,700	400.00%
Utilities - Telecom Allocation	-	$8,513	$9,457	11.09%
Supplies	-	$500	$1,500	200.00%
Office Equipment	-	-	$1,000	-
Office Supplies	-	$500	$500	0.00%
Other Expenses	-	$43,460	$27,785	-36.07%
Travel & Conferences	-	$36,900	$17,600	-52.30%
Books, Publications & Reference Materials	-	$200	$200	0.00%
Membership Dues	-	$4,860	$4,985	2.57%

Category	2024 Actuals	2025 Adopted	2026 Proposed	2025 Adopted vs. 2026 Proposed (% Change)
Food & Related Services	-	$1,500	$5,000	233.33%
Total Town Manager's Office	-	$934,921	$988,289	5.71%
Legal				
Salaries & Wages	-	$350,676	$521,223	48.63%
Salaries - Regular	-	$347,176	$521,223	50.13%
Salaries - Overtime	-	$2,000	-	-100.00%
Salaries - Bonuses	-	$1,500	-	-100.00%
Benefits	-	$96,611	$151,465	56.78%
Benefit Expense Allocation	-	$96,161	$151,015	57.04%
Clothing & Uniforms	-	$450	$450	0.00%
Utilities	-	$4,195	$6,790	61.86%
Utilities - Telecom Allocation	-	$4,195	$6,790	61.86%
Maintenance	-	$3,000	-	-100.00%
Software Services & Licenses	-	$3,000	-	-100.00%
Supplies	-	$1,200	$2,200	83.33%
Office Equipment	-	-	$1,000	-
Office Supplies	-	$1,200	$1,200	0.00%
Services - Other	-	$450	$450	0.00%
Printing & Copy Services	-	$450	$450	0.00%
Other Expenses	-	$15,500	$24,325	56.94%
Training	-	$4,500	$4,500	0.00%
Travel & Conferences	-	$6,000	$11,350	89.17%
Books, Publications & Reference Materials	-	$1,000	$1,700	70.00%
Membership Dues	-	$3,000	$5,775	92.50%
Food & Related Services	-	$1,000	$1,000	0.00%
Professional Services	$551,161	$590,000	$550,000	-6.78%
Legal Services	$402,728	$340,000	$340,000	0.00%
Legal Services - Oil and Gas	$37,081	$100,000	$60,000	-40.00%
Legal Services - Reimbursable	$28,340	$10,000	-	-100.00%
Legal Services - Litigation	$27,931	$50,000	$50,000	0.00%
Legal Services - Other	$55,082	$90,000	$100,000	11.11%
Total Legal	$551,161	$1,061,632	$1,256,453	18.35%
Municipal Court				
Salaries & Wages	$150,756	$186,001	$204,326	9.85%
Salaries - Regular	$150,207	$168,001	$186,826	11.21%
Salaries - Overtime	-	$16,000	$16,000	0.00%
Salaries - Bonuses	$549	$2,000	$1,500	-25.00%
Benefits	$42,496	$46,733	$54,329	16.25%
Benefit Expense Allocation	$42,324	$46,533	$54,129	16.32%
Clothing & Uniforms	$172	$200	$200	0.00%
Utilities	$3,396	$2,148	$2,434	13.31%
Utilities - Telecom Allocation	$3,396	$2,148	$2,434	13.31%
Maintenance	$21,078	$29,100	$35,200	20.96%
Maintenance Contracts	$21,078	$29,100	$35,200	20.96%
Supplies	$1,498	$2,000	$2,000	0.00%
Office Equipment	-	-	$500	-

Category	2024 Actuals	2025 Adopted	2026 Proposed	2025 Adopted vs. 2026 Proposed (% Change)
Office Supplies	$1,498	$2,000	$1,500	-25.00%
Services - Other	$3,270	$5,500	$6,000	9.09%
Translation Services	$1,540	$2,500	$2,500	0.00%
Court Appointed Attorney	$1,730	$2,000	$3,000	50.00%
Incarceration Services	-	$1,000	$500	-50.00%
Program Operations	-	$2,000	-	-100.00%
Sentencing Fund	-	$2,000	-	-100.00%
Other Expenses	$2,278	$5,600	$5,600	0.00%
Training	$1,317	$2,000	$2,000	0.00%
Travel & Conferences	$604	$2,700	$2,700	0.00%
Membership Dues	$227	$200	$200	0.00%
Food & Related Services	$130	$500	$500	0.00%
Juror Fees	-	$200	$200	0.00%
Professional Services	$101,513	$90,000	$90,000	0.00%
Legal Services	$71,513	$90,000	$90,000	0.00%
Consultation Services	$30,000	-	-	-
Total Municipal Court	$326,285	$369,081	$399,889	8.35%
Clerk				
Salaries & Wages	$329,321	$347,378	$382,696	10.17%
Salaries - Regular	$324,300	$340,378	$377,696	10.96%
Salaries - Overtime	$3,971	$2,000	-	-100.00%
Salaries - Bonuses	$1,050	$5,000	$5,000	0.00%
Benefits	$95,340	$94,278	$109,431	16.07%
Benefit Expense Allocation	$95,340	$94,278	$109,431	16.07%
Utilities	-	$5,431	$4,920	-9.41%
Utilities - Telecom Allocation	-	$5,431	$4,920	-9.41%
Maintenance	$53,273	$53,800	$37,100	-31.04%
Maintenance Contracts	$45,198	$53,800	$37,100	-31.04%
Maintenance Contracts	$8,075	-	-	-
Supplies	$1,101	$2,500	$2,500	0.00%
Office Supplies	$1,101	$2,500	$2,500	0.00%
Services - Other	$44,287	$24,000	$59,076	146.15%
Printing & Copy Services	$5	$500	$500	0.00%
Courier Services	$938	$1,000	$1,000	0.00%
Election Services - Mail Ballot	$29,397	-	$40,000	-
Records Management	$13,004	$19,500	$14,576	-25.25%
Background Screening	$944	$3,000	$3,000	0.00%
Other Expenses	$22,018	$31,150	$34,260	9.98%
Training	$1,784	$2,500	$2,500	0.00%
Travel & Conferences	$8,992	$10,000	$10,500	5.00%
Books, Publications & Reference Materials	$370	$500	$500	0.00%
Membership Dues	$887	$1,150	$1,760	53.04%
Advertising & Publishing	$6,526	$7,000	$7,000	0.00%
Advertising & Publishing - Reimbursable	$712	$4,000	$4,000	0.00%
Food & Related Services	$52	$1,000	$1,000	0.00%

Category	2024 Actuals	2025 Adopted	2026 Proposed	2025 Adopted vs. 2026 Proposed (% Change)
Recording Fees	$1,555	$2,000	$4,000	100.00%
Recording Fees - Reimbursable	$1,139	$3,000	$3,000	0.00%
Total Clerk	$545,340	$558,537	$629,983	12.79%
Total Expenditures	**$2,729,497**	**$3,439,417**	**$3,874,104**	**12.64%**

Communications & Community Engagement Department

About Us

The **Communications & Community Engagement Department** provides clear, concise communication to the public, the media, and to all internal departments in alignment with the Town's overall mission. The department is responsible for coordinating the Town's communications and community engagement efforts and works in partnership with staff, the Town Council, and Advisory Board/Commission members to ensure accurate and timely information is shared with the public and the media. This can include using all available tools to communicate, from social media and other digital tools to physical materials, newspaper announcements, engagement events, and more.

Past and Future Acknowledgments

2025 Highlights

- Manages the transition of Town Hall AV into the new Council Chambers and evaluated all processes related to the streaming and recording of meetings.
- Provided specialized training for each department on how to create accessible documents that meet State-mandated ADA requirements.
- Supported the public engagement processes for updating the Parks, Recreation, Open Space, and Trails (PROST) plan, the County Line Road Improvements Project, the Old Town Social Capital program, and more.
- Managed the creation, distribution, and analysis of a Council survey of all residents of Erie.

2026 Goals and Objectives

- Create a “Certified Communicator” training program to increase the number of confident writers on staff.
- Manage any surveying and education/outreach related to possible 2026 Ballot Initiatives as directed by Council.
- Launch the accessible documents software on the external website to maintain compliance with State-mandated ADA requirements.
- Partner with departments to communicate and support engagement efforts on a variety of major planned projects.
- Complete the biennial Community Survey which will now be sent to residents in the spring of 2026.

2026 Performance Measurements

2024-25 Performance Measurement Results

Social Media Metrics* (Jan. 1-Sept. 15):

Instagram

- New Follows: 1,262
- Total Reach: 58,229

Facebook

- New Follows: 1,267
- Total Reach: 441,597

LinkedIn

- New Follows: 40
- Total Reach: 7,524

Total

- New Follows: 2,569
- Total Reach: 507,350

**This is just for the main @ErieColorado accounts and does not include the separate Parks & Rec or EPD accounts.*

eNewsletters (Jan. 1-Sept 15)

The Town of Erie sends out various weekly and monthly newsletters to interested people who have signed up to receive the information. Below are some metrics for those emailed and SMS messages:

Business News

- Sent the second Monday of each month
- Average subscribers: 1,900
- New this year: 295
- Unsubscribed this year: 70

Sustainability News

- Sent the first business day of the month
- Average subscribers: 600
- New this year: 134
- Unsubscribed this year: 56

Town Manager's Weekly Update

- Sent each Monday
- Average subscribers: 1,500
- New this year: 292
- Unsubscribed this year: 95

ErieEdition - Utility Bill Newsletter

- Sent in each utility bill email/mailing
- All active customers: ~13,575 households

Communications Financials

Expenditure Summary

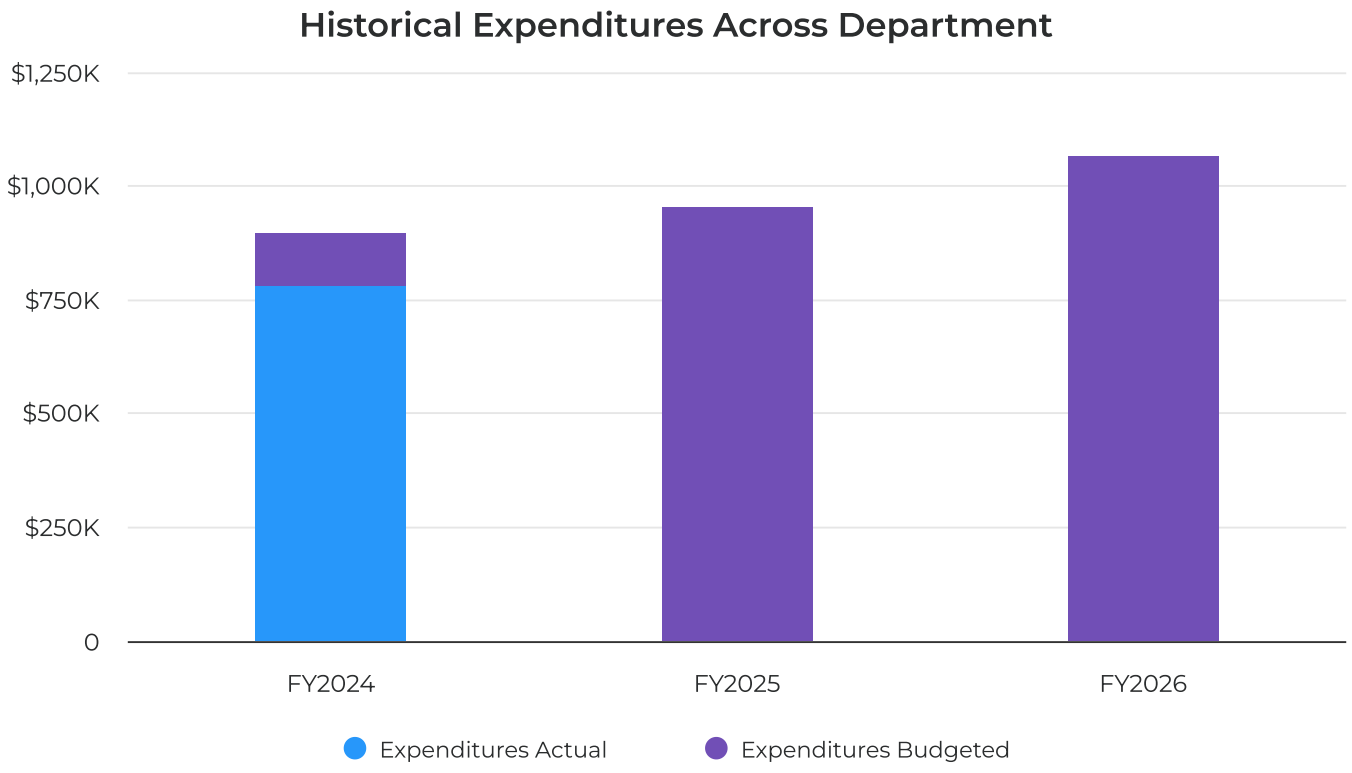

Expenditures by Expense Type

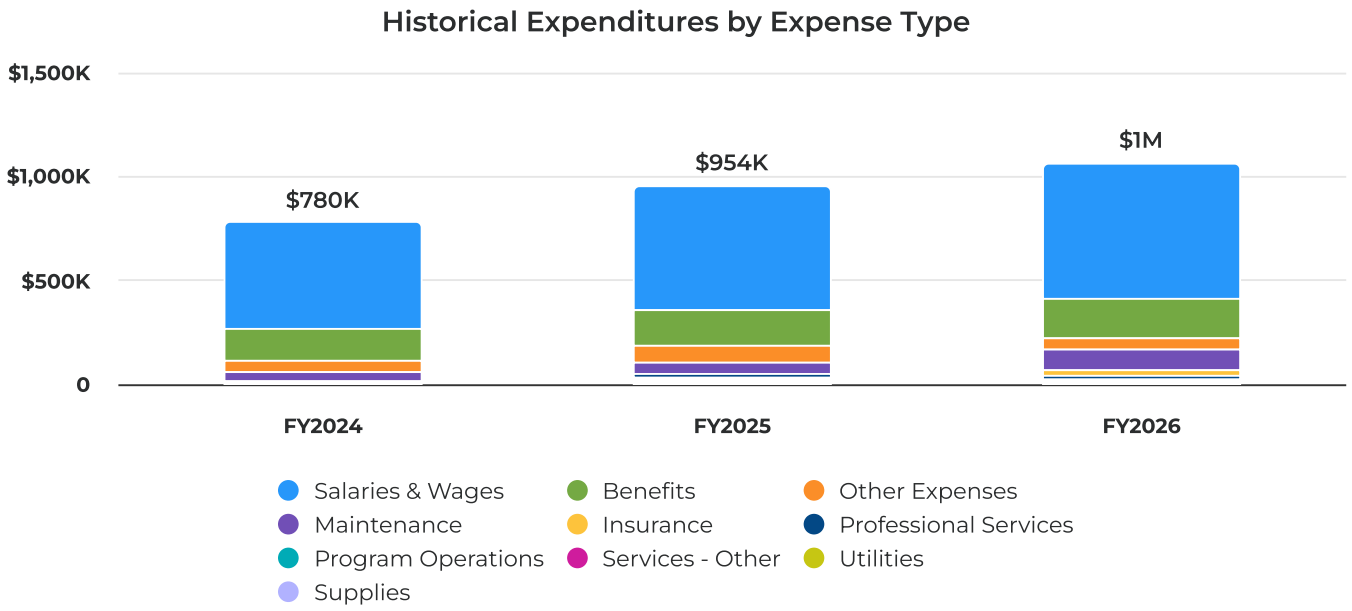

Expenditures by Division

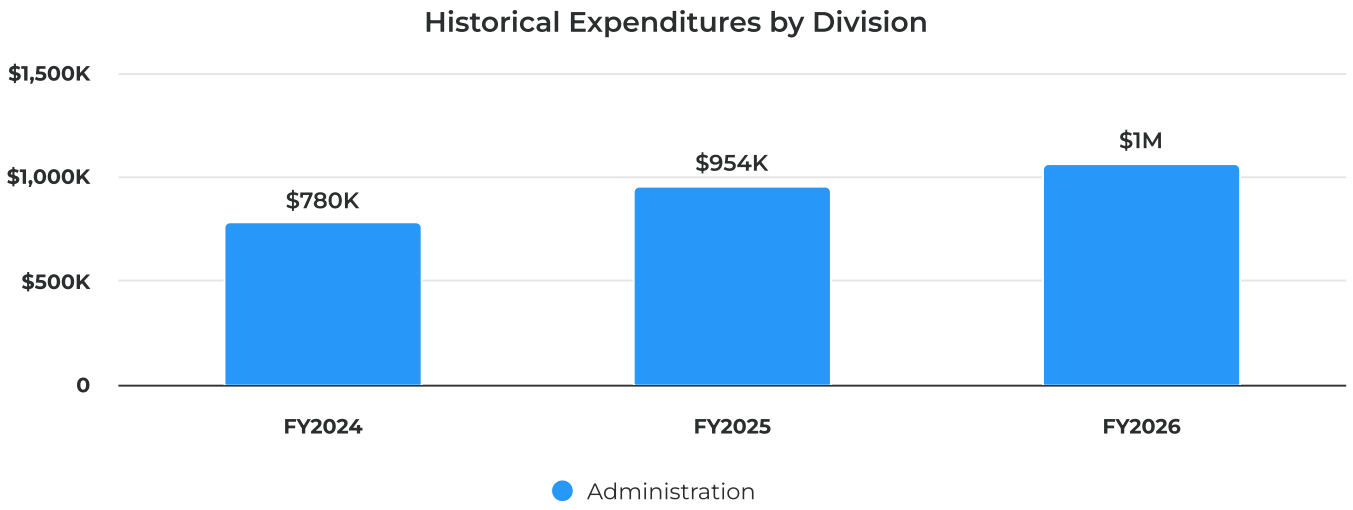

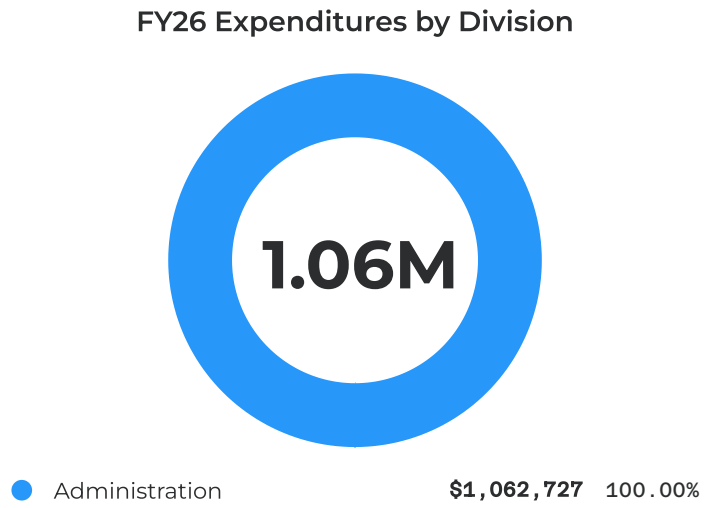

Expenditures by Division

Category	2024 Actuals	2025 Adopted	2026 Proposed	2025 Adopted vs. 2026 Proposed (% Change)
Administration				
Salaries & Wages	$516,520	$601,371	$655,140	8.94%
Salaries - Regular	$506,515	$593,371	$646,640	8.98%
Salaries - Overtime	$5,037	$3,000	$3,000	0.00%
Salaries - Bonuses	$3,080	$3,000	$3,500	16.67%
PTO Sell Back	$1,888	$2,000	$2,000	0.00%
Benefits	$149,419	$164,952	$188,073	14.02%
Benefit Expense Allocation	$149,419	$164,352	$187,353	13.99%
Clothing & Uniforms	-	$600	$720	20.00%
Utilities	-	$7,514	$8,423	12.10%
Utilities - Telecom Allocation	-	$7,514	$8,423	12.10%
Maintenance	$41,066	$49,000	$93,700	91.22%
Maintenance Contracts	$41,066	-	-	-
Software Services & Licenses	-	$49,000	$93,700	91.22%

Category	2024 Actuals	2025 Adopted	2026 Proposed	2025 Adopted vs. 2026 Proposed (% Change)
Supplies	$426	$3,500	$4,500	28.57%
Equipment Less Than $10K	-	-	$2,500	-
Office Supplies	$426	$3,500	$2,000	-42.86%
Services - Other	$692	$11,550	$9,500	-17.75%
Printing & Copy Services	$692	$11,550	$9,500	-17.75%
Program Operations	$14,936	$13,500	-	-100.00%
Program Operations	$14,936	$13,500	-	-100.00%
Insurance	-	-	$35,241	-
P&L Insurance Allocation	-	-	$26,484	-
P&L Deductible Allocation	-	-	$8,757	-
Other Expenses	$56,574	$87,430	$53,650	-38.64%
Training	-	$2,800	$2,800	0.00%
Travel & Conferences	$2,081	$5,150	$20,750	302.91%
Books, Publications & Reference Materials	-	$950	$650	-31.58%
Membership Dues	$400	$480	$500	4.17%
Advertising & Publishing	$372	$3,000	$2,500	-16.67%
Marketing	$2,582	$3,300	$8,800	166.67%
Community Engagement	$10,540	$71,750	$17,350	-75.82%
Community Engagement - 150th Anniversary Events	$40,600	-	-	-
Food & Related Services	-	-	$300	-
Professional Services	-	$15,500	$14,500	-6.45%
Consultation Services	-	$15,500	$14,500	-6.45%
Total Administration	$779,634	$954,317	$1,062,727	11.36%
Total Expenditures	**$779,634**	**$954,317**	**$1,062,727**	**11.36%**

Economic Development Department

About Us

Mission Statement

The Economic Development Department leads the retention, expansion, and attraction of business in Erie. We work with economic development and community partners to ensure your start-up, existing, or expanding business benefits from the Town's collaboration, dedication, and support. We also identify and advance new catalytic commercial and mixed-use development projects that grow the tax base, create quality jobs and employers, and enhance the community's long-term economic vitality and quality of life.

Department Description

As of 2025, the Economic Development Department is a four-person team focused on strengthening and diversifying Erie's economy. With limited staff, the department extends its reach and impact through strong partnerships at the local, regional, and state level. The Economic Development LEAD team connects these partners to coordinate business outreach and services. Current partners include the Erie Chamber of Commerce, the Erie Economic Development Council (EEDC), the Small Business Development Center (SBDC), and Upstate Colorado Economic Development.

The team supports existing and growing businesses, attracts new employers and investment, and helps entrepreneurs launch new ventures. It also works closely with commercial developers and public-private partners to proactively facilitate development of key catalytic sites and transformative projects that expand the tax base, add high-wage jobs, and bring diverse amenities and services to residents. In doing so, the team advances the Town's goals for fiscal sustainability, local workforce growth, entrepreneurship, and vibrant, mixed-use destinations identified in the Comprehensive Plan.

Past and Future Acknowledgments

2025 Highlights

- Approved new Town Center URA by TOEURA and Town Council, providing up to $30 million in TIF over 25 years, to address financial gap for eligible costs at Evergreen development.
- Approved Evergreen DDA with Town Council for development of 20-acre Town-owned retail corner at Erie Town Center.
- Established financing plan/structure for financial feasibility of Evergreen development, including mine mitigation efforts (using COP financing), URA bonds for public infrastructure and moral obligations by Town Council.
- Approved Joint Funding Agreement for Xcel off-site distribution line extension with Town Council, to support required electrical infrastructure for new Town Center development.
- Prepared draft DDA with Hines for Town-owned parcel at I-25 Erie Gateway with staff.
- TOEURA amended Nine Mile Corner DDA with Evergreen to increase maximum TIF cap from $12.8M to $13.2M to reflect increased cost for public improvements, and amended pledge agreements with Metro District to refinance District bonds.
- TOEURA purchased undeveloped lots at Wells/Kattell in Historic Old Town URA, issued RFQ for new development interest, and selected preferred developer with TOEURA Board.
- Approved TIF Reimbursement Agreements by TOEURA for expansion of Lucile's Creole Cafe, and new restaurant renovation at 656 Kattell St.
- Completed construction of Briggs Revitalization Project in Downtown, and Austin Ave. roundabout at Town Center, liaising with impacted Erie businesses, in coordination with other departments.
- TOEURA amended Downtown Revitalization Incentive Grant Program criteria, including updates to the matching grant for business siting and expansion.
- Approved TIF Reimbursement Agreements for four (4) Downtown Grant recipients, including Cellar West Brewery, CyclErie, Movewell Physical Therapy and Birdhouse.
- Completed new Airport ED Strategy and Crosswind Runway Evaluation studies with AEDAB and Town Council.

2026 Goals and Objectives

- Create new catalytic commercial and mixed-use development projects that grow the tax base, create quality jobs and employers, and enhance the community's long-term economic vitality and quality of life:
  - Approve public finance agreement with Evergreen by TOEURA and Town Council, including an announcement for anchor grocer. Complete mine mitigation efforts at Town Center using COP financing and complete site plan review for new development. Begin construction of Pinnacle Blvd. and north roundabout at Town Center.
  - Approve contract with Hines for Town-owned site at I-25 Erie Gateway by Town Council, and established plan for extending Town infrastructure to I-25. Adopt new Planned Development (PD) zoning document for I-25 Erie Gateway - South area.
  - Approve sale contracts and TIF agreements with development groups for URA-owned lots at northwest corner of Briggs St. and Maxwell Ave., and southwest corner of Wells St. and Kattell St. in Historic Old Town URA.
- Support new small business development and help interested entrepreneurs to start new businesses in Erie.
  - Continue efforts to secure location, operator and funding for new Diverse Business Incubator.
  - Complete construction of new Erie Makerspace at Schofield Farm, approve lease agreement with 501(c)(3) nonprofit leadership group, and begin operation of new Makerspace.
- Continue to maximize the Erie Municipal Airport as a regional asset, make it more financially self-supporting, and pursue new additional development and employment opportunities at the Airport.
  - Complete Request for Proposals (RFP) and negotiate ground lease agreement with preferred developer to construct and manage new airplane hangars at Erie Municipal Airport, with AEDAB and Town Council.
  - Consider any land acquisition at Erie Municipal Airport to facilitate development and employment opportunities recommended by

- Completed Erie Makerspace design and construction documents at Schofield Farm, approved JOC construction contract, and began construction, using $1.2M of funding from Town Council.
- Approved Town's first new Economic Incentive Policy and began implementing to new interested businesses/developers.
- Approved new Construction Mitigation Grant Program and implemented to businesses negatively impacted by Town construction projects.
- Hosted two business roundtables with Erie businesses, Town Council and Town Manager's office.
- Conducted 40 business walks throughout Town, visiting Erie businesses and educating them about resources provided by the Economic Development Department.
- Completed TOEURA Annual Report for 2024 with Finance and Communications Department, and presented to TOEURA Board. Also presented "URA 101" to TOEURA with legal counsel.
- Received 2025 ICSC Award for "Excellence in Community Advancement" recognizing Nine Mile Corner.
new Airport Economic Development Strategy and Airport Crosswind Runway Evaluation with AEDAB.
- Execute new Intergovernmental Agreement (IGA) with Frederick to govern annexation limits, land use, utilities, transportation, and revenue sharing.

2026 Performance Measurements

See below.

2024-25 Performance Measurement Results

Performance Measure	2024 Actual	2025 Estimate	2026 Goal
Business engagement numbers	35	36	30
Number of businesses visited	327	40	70
Business licenses issued annually	140	33	45
New businesses established	26	19	20
Business expansions	3	6	5
Commercial vacancy rates	0.53%	2.70%	5.00%
Number of special events supported (i.e. Farmers Market, Brewfest, etc.)	30	32	30
Economic Development grants for the year and/or URA grants distributed	3	4	4

Economic Development Financials

Expenditure Summary

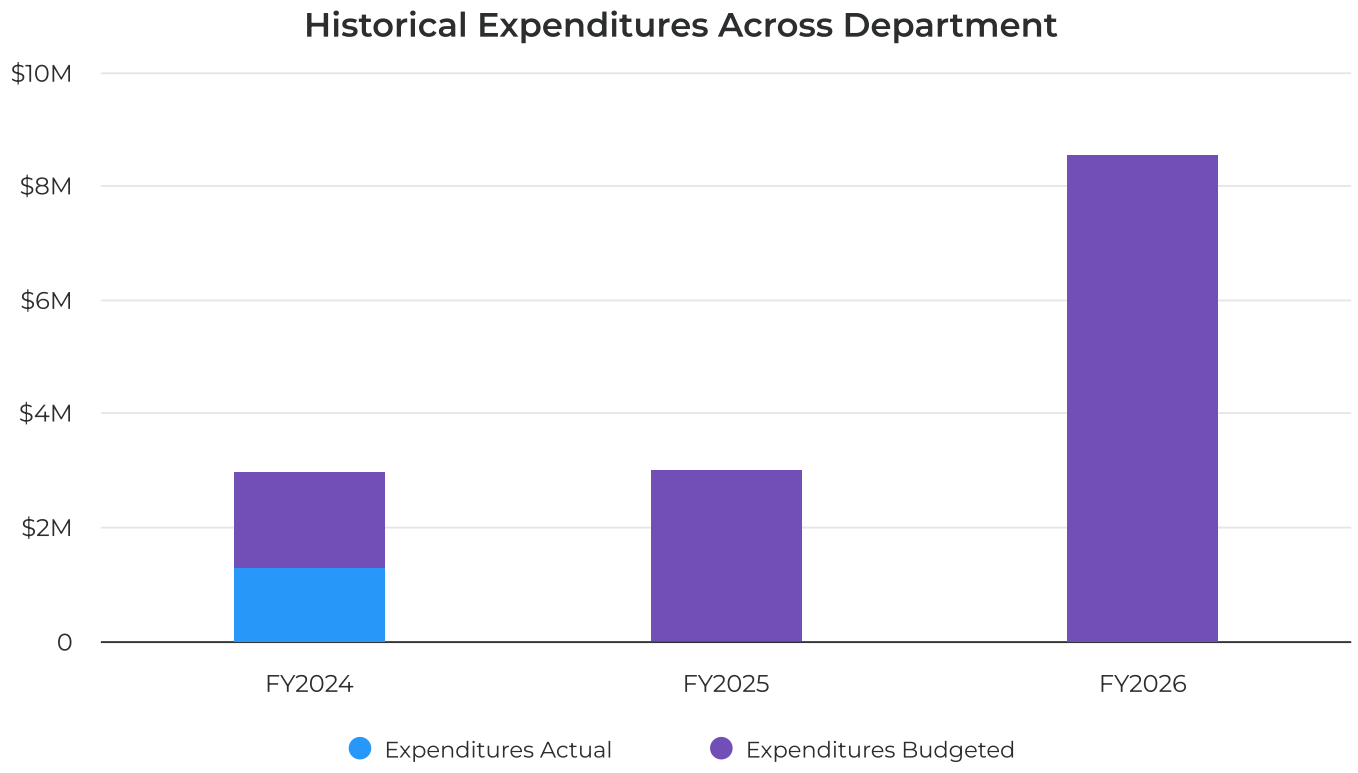

Expenditures by Expense Type

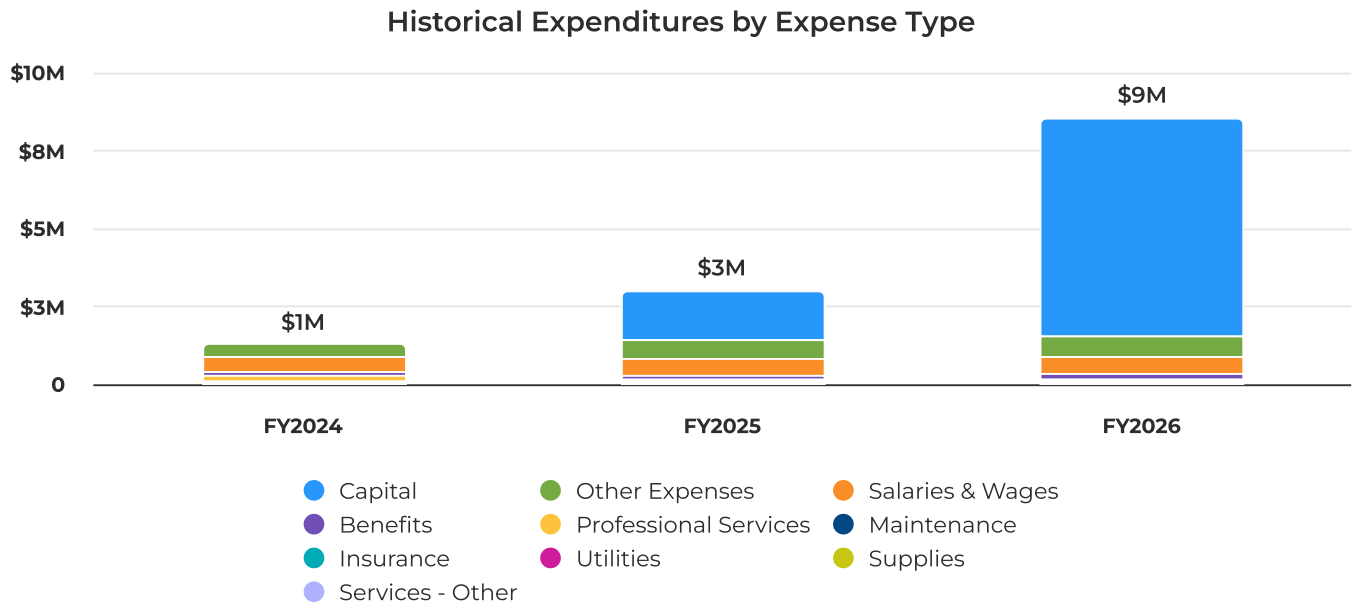

Expenditures by Division

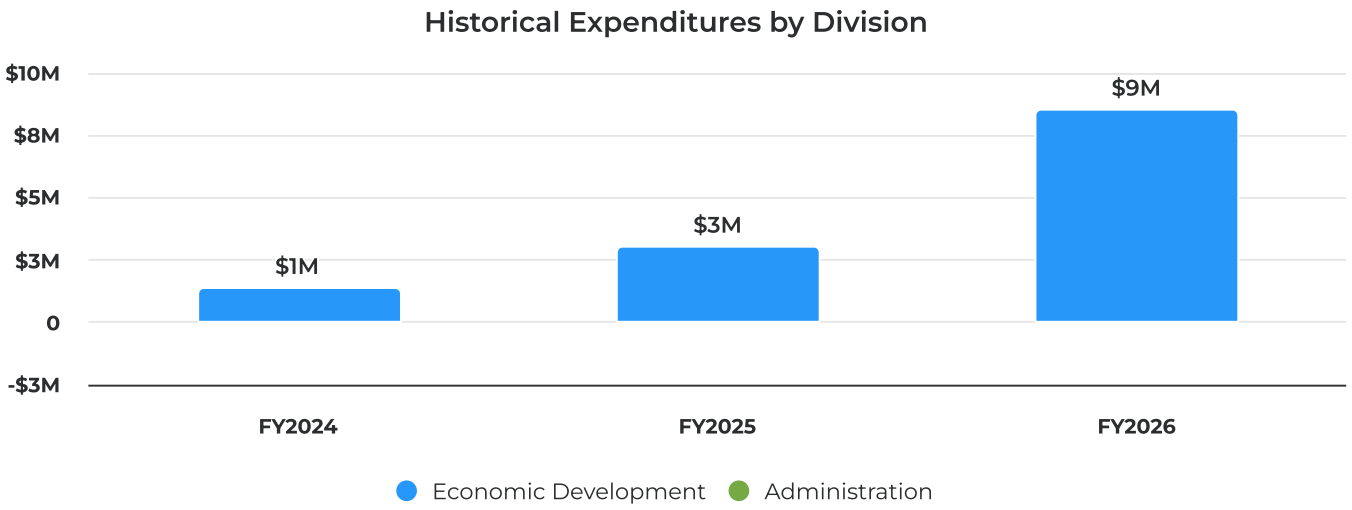

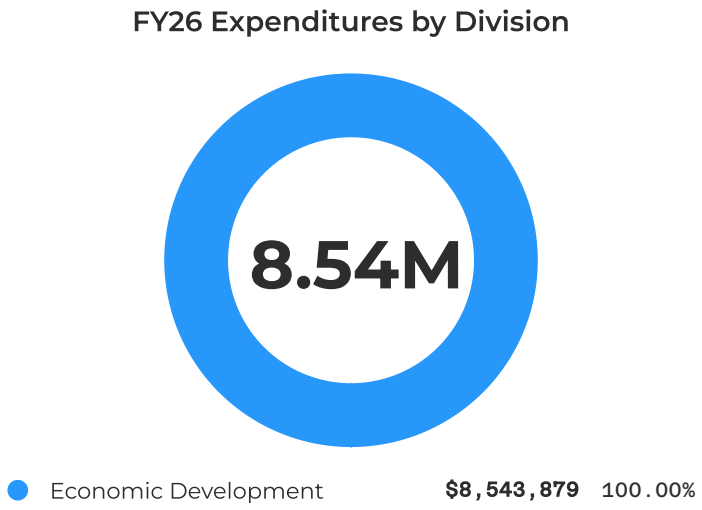

Expenditures by Division

Category	2024 Actuals	2025 Adopted	2026 Proposed	2025 Adopted vs. 2026 Proposed (% Change)
Administration				
Capital	-$77,910	-	-	-
Capitalized Assets - Enterprise Funds (P 13)	-$77,910	-	-	-
Total Administration	-$77,910	-	-	-
Economic Development				
Salaries & Wages	$496,452	$504,357	$572,007	13.41%
Salaries - Regular	$473,980	$502,357	$570,007	13.47%
Salaries - Bonuses	$3,802	$2,000	$2,000	0.00%
Paid Parental Leave	$18,670	-	-	-
Benefits	$144,678	$139,743	$166,050	18.83%
Benefit Expense Allocation	$144,210	$139,143	$165,150	18.69%
Clothing & Uniforms	$468	$600	$900	50.00%
Utilities	$1,104	$6,422	$7,425	15.62%

Category	2024 Actuals	2025 Adopted	2026 Proposed	2025 Adopted vs. 2026 Proposed (% Change)
Utilities - Telecom Allocation	$1,104	$6,422	$7,425	15.62%
Maintenance	$71,154	$63,430	$66,513	4.86%
Maintenance Contracts	$71,154	-	-	-
Software Services & Licenses	-	$63,430	$66,513	4.86%
Supplies	$218	$2,000	$1,000	-50.00%
Office Supplies	$218	$2,000	$1,000	-50.00%
Services - Other	$151	$1,000	$1,000	0.00%
Printing & Copy Services	$151	$1,000	$1,000	0.00%
Insurance	-	-	$24,474	-
P&L Insurance Allocation	-	-	$18,360	-
P&L Deductible Allocation	-	-	$6,114	-
Other Expenses	$388,940	$592,495	$655,411	10.62%
Training	$7,101	$9,500	$9,500	0.00%
Travel & Conferences	$30,011	$31,000	$31,000	0.00%
Books, Publications & Reference Materials	$614	$830	$830	0.00%
Membership Dues	$37,625	$40,440	$41,840	3.46%
Special Events	$44,945	$67,000	$68,000	1.49%
Advertising & Publishing	$928	$15,500	$5,500	-64.52%
Marketing	$75,455	$80,900	$80,900	0.00%
Community Engagement	-	$20,000	$10,000	-50.00%
Economic Development	$12,074	$80,000	$50,000	-37.50%
Grants to Erie Economic Development Council	$34,758	$63,000	$71,516	13.52%
Grants to Erie Chamber of Commerce	$83,863	$84,325	$86,325	2.37%
Grants to Other Outside Agencies	$61,565	-	-	-
Economic Development Incentives	-	$100,000	$200,000	100.00%
Capital	$77,910	$1,611,418	$7,000,000	334.40%
Construction - Makerspace Schofield Farm	$77,910	-	-	-
Construction - Makerspace	-	$1,200,000	-	-100.00%
Construction - Xcel Reinforcement Contribution	-	$411,418	-	-100.00%
Mine Mitigation	-	-	$7,000,000	-
Professional Services	$183,200	$85,000	$50,000	-41.18%
Consultation Services	$159,530	$85,000	$50,000	-41.18%
Consultation Services - I-25/Erie Pkwy Master Plan	$23,670	-	-	-
Total Economic Development	$1,363,807	$3,005,864	$8,543,879	184.24%
Total Expenditures	**$1,285,897**	**$3,005,864**	**$8,543,879**	**184.24%**

Human Resources Department

About Us

Mission Statement

Through strategic partnerships and collaboration, the **Human Resources Department** recruits, develops and retains a high-performing and diverse workforce and fosters a healthy, safe, and productive work environment for employees, departments, and the public to maximize individual and organizational potential and position the Town of Erie as an employer of choice and a great place to live and raise a family.

Department Description

The **Human Resources Department** provides overall policy direction on human resource best practices by creating programs to support all staff and uphold the Town Mission, Vision and Values . Human Resources is a strategic partner to all Town departments by providing programs that attract, develop, retain, and engage a skilled and diverse workforce. In addition to providing strategic central human resources functions, this team is responsible for administering the total compensation package and conducts annual salary market and medical benefit reviews to continually provide comparable and competitive pay and health benefits. HR administers the leave program including Family Medical Leave and short term and long-term disability and partners with the finance team for payroll services. Further programs provided include: the Employee Recognition program, ongoing training and development, and coaching, mentoring and mediation services related to employee performance, relations, and progressive discipline. This team maintains a pulse on the culture and monitor by conducting employee surveys town wide as well as 90-day new employee check-ins and stay interviews to inform and make recommendations to senior leadership based on feedback received.

Additionally, HR provides risk management services for the Town, which includes Workers Compensation and property/casualty claim management; identifying and assessing liability concerns and exposures; evaluating, making purchasing recommendations for, and managing various liability, property, worker's compensation and specialty insurance policies (insurance policies referenced here do not include employee benefits); managing the Town's Safety and Loss Control Program and Chairing the Town Safety Committee; handling all Title I (employment) and Title II (requirement for governments to give people with disabilities an equal opportunity to benefit from all programs, services, and activities) Americans with Disabilities Act (ADA) needs and compliance requirements and serving as the Town's designated ADA Coordinator.

HR continues to remain committed to sustaining cultural and social initiatives that strengthen the Town and the employees we support. These efforts foster a workplace grounded in respect, fairness, and mutual understanding, while creating opportunities for employees to engage meaningfully with one another.

Past and Future Acknowledgments

2025 Highlights

General HR and Benefits:

- Major medical plan transition to Kaiser saving the Town over $600,000 while still offering quality healthcare plans with tiered pricing and flexibility including a 100% Town paid option
- Facilitated follow up Kaiser meetings and dedicated resource teams for employee ongoing support through the health care transition
- Worked with vendor to create an expanded benefit guide with detailed plan descriptions, annual notices and Medicare resources all in one document for employees and prospective hires
- Implemented Empower as the new retirement plan service provider to offer employees lower, transparent investment and administrative fees and a more comprehensive platform for participants. The new platform also offers automations not currently available that will reduce administrative manual work.
- Worked with Graves Consulting to conduct an bi-annual pay equity study
- Processed 851 Personnel Action Forms YTD as of 09/25/25
- Held 2 FMLA supervisor trainings and plan on hosting at least two more for all employees in 2025
- Created 136 electronic personnel files and closed out 90 YTD as of 09/25/25
- Currently managing 31 FMLA claims and 5 short-term disability claims YTD as of 09/25/25
- Processed 29 unemployment Claims
- Processed 32 employee One America Loans
- Processed 3 Educational Reimbursements
- Processed 9 Current Employment Statistics (CES) Data Reports for the Bureau of Labor Statistics
- Processed 9 Public Service Loan Forgiveness applications
- Performed the 2025 Annual CDL Random Drug and Alcohol Test for 20 employees
- Completed 39 employment verification requests.
- Optimized HRIS operations by implementing position levels for applicable positions, resulting in a more efficient system and improved data management.
- Completed a number of surveys including Peer by Pay Factors, CML compensation survey, total

2026 Goals and General HR and Benefits:

- Hold four FMLA trainings for all staff and will be included in the Manager Foundations to be launched Q1 and utilize Paycom Learning resources for enhanced employee and supervisor understanding
- Manage all FMLA, STD, and Parental Leave claims
- Ongoing support of employee benefits for new and current staff with benefit and retirement education meetings scheduled quarterly throughout the year
- Review paper personnel files for compliant destruction while auditing existing digital records, enhancing regulatory compliance and organizational efficiency.
- Continue to plan and successfully execute a number of HR organized events with allocated budget.
-

Talent Acquisition: Continue to evaluate and refine recruiting processes in order to recruit, attract and retain valuable employees. Continue professional development and innovation within Talent Acquisition team.

- Attended 9 job fairs in 2024, on track to attend 9 in 2025 and set a goal of attending 10 in 2026.
- Created a Hiring Manager training in 2024 and rolled it out with a few sessions, held additional sessions in 2025 for new managers to attend, and will continue to roll out sessions going into 2026. In addition we have a goal to create an Interview Skills course through partnership with L&D Coordinator.
- Hired 4 interns in 2024, 3 in 2025 with 1 more pending and going into 2026 we are hoping to revamp our current Internship program, with the goal of creating a comprehensive program that provides meaningful connections for both the intern and the Town. Anticipated full rollout of program in 2027, but 2026 will be a transition period of creating the program.
- Energage was completed in 2023, skipped in 2024 and this year we are partnering with L&D and Communications for a more effective roll out of the survey. Survey results will be announced by May 2026.
- Will create SOP's for many of our internal recruiting tasks to allow easier cross training. Goal to complete by end of year 2026.
- Will increase our usage of LinkedIn Recruiter to reach out to prospects. In 2024, sourcing resulted in 1 hire, no hires from sourcing in 2025 and a goal of 2 hires directly from sourcing in 2026.
- Transition to using E-Verify for all new hires going forward. Plan to transition by January 2026.

compensation survey for police officers and city council.
- Planned and executed an employee appreciation event for all staff that received positive feedback.
- Planning an employee benefits fair with 14 vendors in attendance for 10/28/25.

Learning and Development:

- Design and development of new manager training is underway and will launch early 2026
- 360 Degree Feedback development tool framework designed, developed, and implemented in 2025, will continue offering for leaders in 2026
- Rolled out Prosci Leading Teams Through Change training for people leaders in 2025 with five sessions and will continue in 2026 in addition to a Prosci training for individual contributors
- Two sessions of Insights Discovery held in 2025 and will continue onboarding new employees with Insights Discovery in 2026
- Two sessions of Crucial Conversations held in 2025 and will continue offering in 2026
- Continued partnership with Mines and Associates for training offerings for all staff
- Partnership with departments for department specific trainings in Digital Accessibility, Customer Service and De-escalation, AI, etc.
- Partnership with Risk on revamping the 2025 process for Compliance Training. Topic content will be reassessed and redesigned for 2026

Talent Acquisition:

- Filled 25 full-time positions, 121 part-time, 2 temporary and 3 intern positions from Jan 2025-September 2025
- Conducted 14 Full Time reclassifications from Jan 2025- September 2025, which include promotional moves.
- Our proactive outreach on LinkedIn increased applicant flow, resulted in one hire and several others moving forward in the interview stages.
- Completed first Succession Planning Program for the Director of Administrative Services and Operations which was filled March 2025. We had seven internal participants however it resulted in an external hire from a neighboring municipality.
- Streamlined Part-Time hiring process:
  - Recruitment took on the responsibility of submitting Personnel Action Forms (PAFs) for re-hires, dual hires and promotions.
- Reviewed and/or created new job aids for hiring managers:
  - Made updates to the Full-Time Reclassification Process

Learning and Development:

- Launch of newly designed Manager Training program in early 2026
- Ongoing delivery of the 360 Degree Feedback tool for leadership development
- Continued rollout of Prosci's Leading Teams Through Change training for leaders, with the addition of Prosci training tailored for individual contributors in 2026
- Continued facilitation of Insights Discovery for onboarding new employees
- Continued delivery of Crucial Conversations sessions
- Continued partnership with Mines and Associates to provide training opportunities for all staff, 4 offerings in 2026
- Partnership with Risk to enhance the compliance training process by reassessing and redesigning 2025 content for a refreshed 2026 rollout

Risk Management

- Increasing auto liability and auto physical damage deductibles after additional review of loss history data and consultation with brokers from Arthur J Gallagher
- Final report following ADA Self Evaluation and implementation of ADA Transition Plan
- Train staff on various aspects and responsibilities of public entities under the Americans with Disabilities Act.
- Build out CDL program to ensure compliance with state and federal regulations.
- Enhance the required Safety Training program to be more efficient and effective
- Implement Certificate of Insurance tracking program
- Coordinate with the Police Department and other stakeholders to build a Town wide narcan program Objectives

        - Led a “Full-Time Reclassification Webinar” for Town Staff to understand the new process, legal updates and ask questions.
        - Partnered with Finance to create a “Career Progression or Pay Change Form” for manager requests
    - Part-Time Hiring Process Checklist
    - Part-Time Offboarding Checklist
    - PAFs Guide for Part-Time employees
    - Started to work on an SOP for the temporary hiring process through partnership with Melissa Wiley and Finance
- Streamlined our verbal offer process where Recruiting now makes the verbal offers for all full-time positions
- Presented two Hiring Manager Training courses which included 12 participants
- Updated HR external facing website to include all our job descriptions, pay grades and pay scales
- Job Descriptions – reviewed the job postings and made changes for accessibility and qualifications to attract candidates
- Attended six job fairs since January 2025 with three more scheduled in October, totaling nine for 2025.
- Attended the following conferences and training opportunities: Employer’s Council’s Employment Law Update, BAHRA Presentation, Recruiting for Law Enforcement Training (2 days), CU Denver’s 2025 Recruiting Kick-Off – Navigating Change; Police 1’s Future-Ready Policing Webinar
- Increased recruiting outreach by purchasing LinkedIn job package to ensure all jobs are promoted automatically from the Town of Erie job board. This is an improvement from only being able to post two jobs per recruiter with our prior package, which was done manually.
- Researched neighboring municipalities employee referral programs and created a new process and payout to senior staff. Approved to move forward going in to 2026 which will motivate existing employees to refer great talent and receive a bonus which aligns to what other municipalities offer.
- Updated our Reference Check process and rephrased questions to receive better responses from reference
- Created Recruitment Cards, to hand out in the community to refer new talent
- Helped reorganize part-time dual hire labor allocation set up to which resolved an issue which was time consuming to correct for both payroll and supervisors.
- Talent Acquisition Supervisor managed full recruiting process for Town Attorney job:
    - Created a new Town Attorney job description
    - Created marketing flyers by partnering with Communications Director
    - Advertised and marketed
    - Sourced and identified prosects for the role using LinkedIn Recruiter which resulted in 2 applications, which both made it to panel interviews, 1 to Council’s interview.
    - Creating a streamlined process for senior leadership interviews, council interviews, and created documentation to keep everyone in compliance.
    - Partnered with outside counsel throughout the recruiting process
    - Saved the Town $25,000 due to not having to hire an external recruiting agency and providing the same type of results.

Human Resources Business Partner (HRBP)

- Cultural and Social Initiatives
- Continued town-wide internal initiatives such as Equity Ambassadors, Women's + Group, inclusive celebrations (Pride, Erie Fest, Veteran's Day flag raising ceremony)
- Revamped the Town's bilingual stipend program to stay competitive when recruiting and retaining bilingual and multilingual talent.
- Continue writing and seeking sponsors for proclamations o advance visibility, community, connection, and employee engagement.
- Cross-department collaboration partnering on town wide initiatives that intersect cultural and social initiatives (e.g., land acknowledgments, community engagement).
- Employee Relations
- Created and implemented new disciplinary step process to promote fairness, consistency, and employee success while reducing liability. This promotes cost savings by reducing turnover, grievances, or litigation.
- Training, quick reference SOPs (guides, templates, checklists), and Launchpad page created to support the rollout of new discipline step process.
- Assist with policy updates with revisions of EEO, anti-harassment, retalioation, complaint, and accommodation policies.
- Provide consultation, coaching, and mediation for managers and employees related to interpersonal, policy, and performance issues
- Investigation & conflict resolution.
- Plans for 2026
- Workforce Development: Continued combined efforts from L&D, Risk, Talent Acquisition, and general HR for manager and employee training in inclusive leadership, conflict resolution, and compliance.
- Cultural and Social Initiatives: Expanded support for internal cultural and social trainings, awareness, and partnerships with community organizations, and continued proclamations.
- Outreach: Continued participation with Talent Acquisition in regional job fairs, promotional materials, and community partnerships that broaden outreach.
- Technology and Process Improvements: Enhancements to processes in Paycom for tracking disciplinary actions and how that ties into EOY

performance reviews, bilingual stipends, and employee relations and engagement metrics.

Risk Management

- Worked with finance to create insurance fund which will be used to budget all insurance premiums for policies handled by Risk, deductible costs, and allocate expenses to departments starting in 2026.
- Started providing monthly loss reports and dashboards to departments using our new Clear Risk software to bring more awareness to the frequency of occurrences, cost of incidents/losses, and causes of incidents/losses
- Implemented new more efficient process for incident and loss reporting through Clear Risk software.
- Fully onboarded new Risk Coordinator
- Completed the ADA Self-Evaluation and Transition Plan assessments (was a 3 year project).
- After discussions with our broker, Arthur J Gallagher and a comprehensive review of loss data over the past 6 years , significantly increased deductibles for worker's compensation and most sections of property casualty including general liability, property, law enforcement liability, public officials errors and omissions liability to decreases costs.
- Changed worker's compensation providers which resulted in lower premium costs and qualified for the state's cost containment program which will save the Town an additional 5% on our annual premium starting in 2026.
- Safety projects funded this year include training and equipment for climbing wall safety program, signage for ECC parking lot, partial funding for recycle center camera, towing mirrors for Parks trucks, an AED for Schofield Farm, eyewash station at the Water Plant
- Coordinated air quality assessment at the North Water Reclamation Facility

2026 Performance Measurements

Talent Acquisition

	2024	2025	2026 Goals
Average Time to Fill (Days):			To maintain same average time to fill, we are far below the industry average.
Lorraine	55.8	64.5	
Alli	93.2	69.7	
Number of positions filled:			Dependent on approval of new position , budget and future backfills/vacancies.
Lorraine	26	13 FT, 2 Temps, 1 Intern	
Alli	45	11 FT, 121 PT, 2 Interns	
Reclassifications			Dependent on dept requests and budget approval.
Lorraine	3	4	
Alli	11	10	
Career Fairs Attended	9	6 completed, 3 additional scheduled through year end.	10

2024-25 Performance Measurement Results

Human Resources Financials

Expenditure Summary

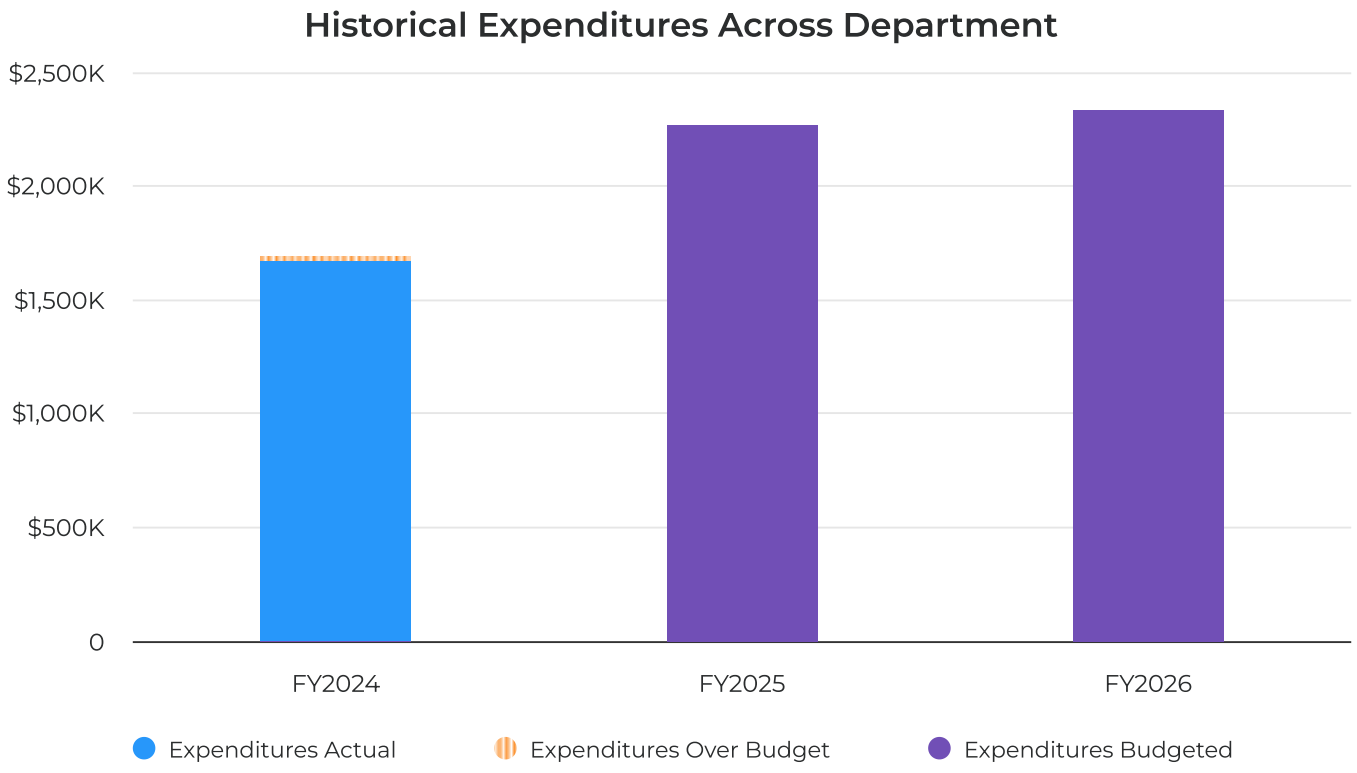

Expenditures by Expense Type

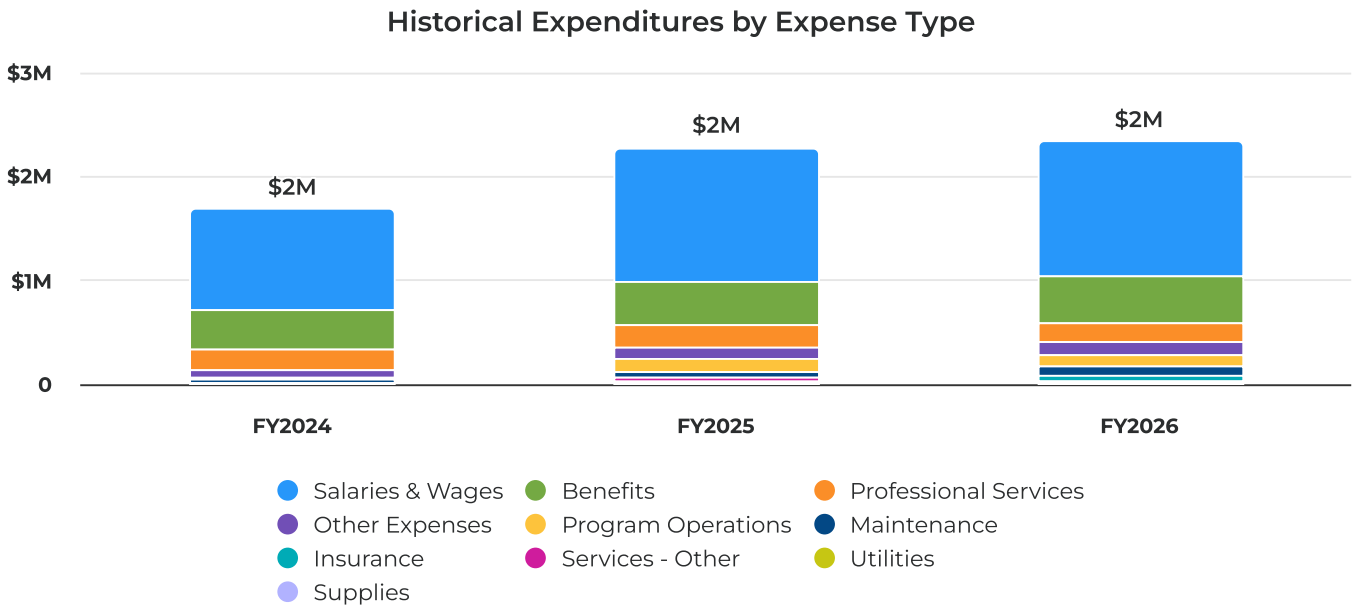

Expenditures by Division

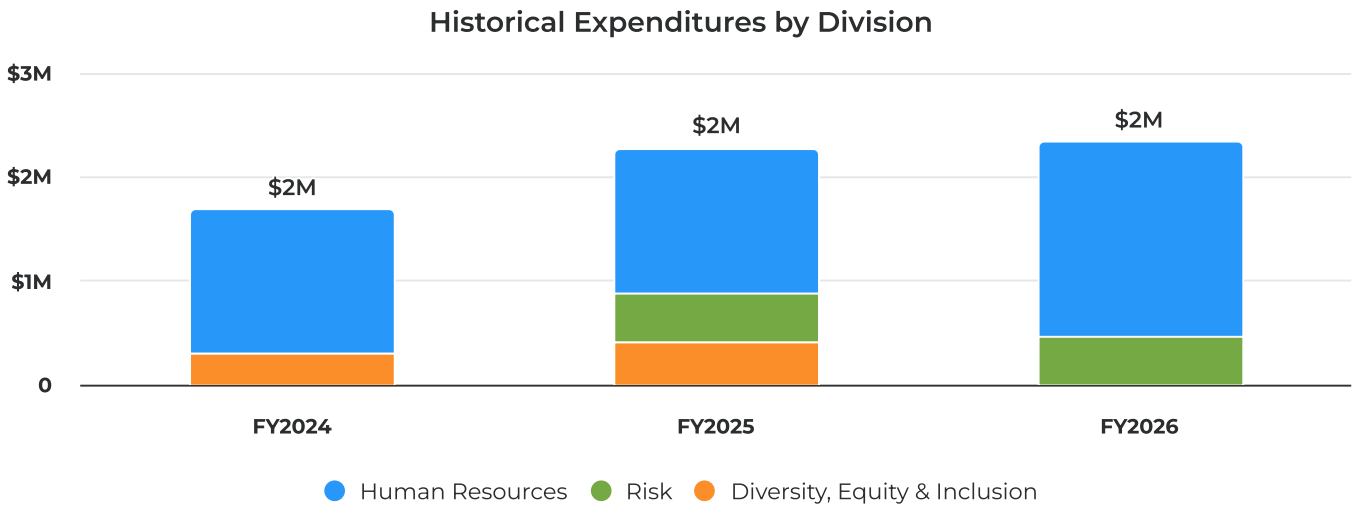

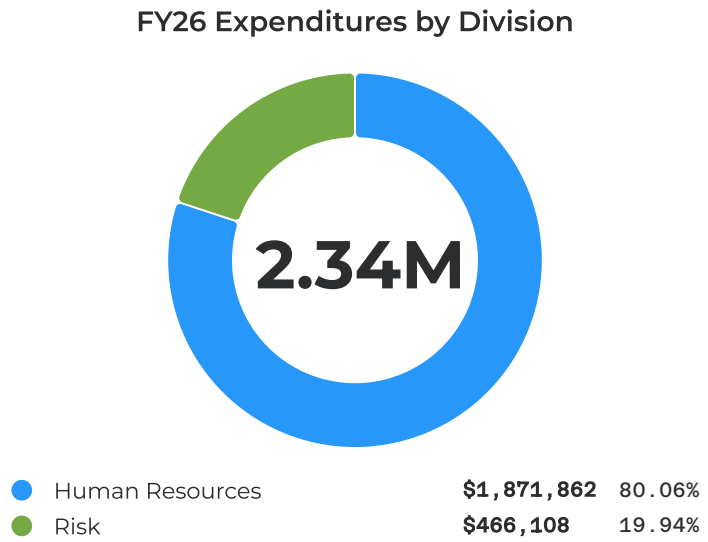

Expenditures by Division

Category	2024 Actuals	2025 Adopted	2026 Proposed	2025 Adopted vs. 2026 Proposed (% Change)
Diversity, Equity & Inclusion				
Salaries & Wages	$173,088	$217,565	-	-100.00%
Salaries - Regular	$173,088	$215,565	-	-100.00%
Salaries - Bonuses	-	$2,000	-	-100.00%
Benefits	$53,642	$59,707	-	-100.00%
Benefit Expense Allocation	$53,342	$59,707	-	-100.00%
Clothing & Uniforms	$300	-	-	-
Utilities	-	$1,180	-	-100.00%
Utilities - Telecom Allocation	-	$1,180	-	-100.00%
Maintenance	-	$6,000	-	-100.00%
Software Services & Licenses	-	$6,000	-	-100.00%
Supplies	$426	$400	-	-100.00%
Office Supplies	$426	$400	-	-100.00%

Category	2024 Actuals	2025 Adopted	2026 Proposed	2025 Adopted vs. 2026 Proposed (% Change)
Program Operations	$30	$67,500	-	-100.00%
Program Operations	$30	$67,500	-	-100.00%
Other Expenses	$6,871	$27,000	-	-100.00%
Training	$4,111	$2,000	-	-100.00%
Travel & Conferences	$576	$6,000	-	-100.00%
Books, Publications & Reference Materials	$259	-	-	-
Membership Dues	-	$1,000	-	-100.00%
Special Events	$50	$5,000	-	-100.00%
Community Engagement	$683	$8,000	-	-100.00%
Food & Related Services	$1,193	$5,000	-	-100.00%
Professional Services	$60,557	$30,000	-	-100.00%
Consultation Services	$60,557	$30,000	-	-100.00%
Total Diversity, Equity & Inclusion	$294,614	$409,352	-	-100.00%
Human Resources				
Salaries & Wages	$807,685	$850,737	$1,069,360	25.70%
Salaries - Regular	$796,203	$692,737	$967,360	39.64%
Salaries - Overtime	$193	$1,000	$1,000	0.00%
Salaries - Bonuses	$5,485	$5,000	$5,000	0.00%
Salaries Adjustments	-	$31,000	-	-100.00%
PTO Sell Back	$5,803	$8,000	$6,000	-25.00%
Internship program	-	$113,000	$90,000	-20.35%
Benefits	$311,787	$283,574	$369,926	30.45%
Benefit Expense Allocation	$230,253	$191,874	$280,276	46.07%
Employee Appreciation Program	$43,014	$41,300	$40,900	-0.97%
Employee Tuition Assistance Program	$10,000	$20,000	$15,000	-25.00%
Clothing & Uniforms	$947	$900	$1,250	38.89%
Wellness	$27,574	$29,500	$32,500	10.17%
Utilities	$1,104	$10,224	$13,141	28.53%
Utilities - Phone Stipend	-	-	$540	-
Utilities - Telecom Allocation	$1,104	$10,224	$12,601	23.25%
Maintenance	$33,483	$21,000	$35,000	66.67%
Maintenance Contracts	$33,483	$21,000	$35,000	66.67%
Supplies	$3,597	$7,000	$1,500	-78.57%
Office Equipment	$582	$3,000	-	-100.00%
Office Supplies	$3,015	$4,000	$1,500	-62.50%
Services - Other	$4,908	$37,755	$3,915	-89.63%
Staffing Services	$2,100	$25,000	-	-100.00%
Printing & Copy Services	$190	$500	$150	-70.00%
Courier Services	-	$150	-	-100.00%
Drug & Alcohol Testing	$910	$4,455	$2,315	-48.04%
Background Screening	$1,708	$7,650	$1,450	-81.05%
Program Operations	$27,523	$12,000	$77,000	541.67%
Safety Program	$27,523	-	-	-
Recruitment	-	$12,000	$77,000	541.67%

Category	2024 Actuals	2025 Adopted	2026 Proposed	2025 Adopted vs. 2026 Proposed (% Change)
Insurance	-	-	$61,575	-
P&L Insurance Allocation	-	-	$46,180	-
P&L Deductible Allocation	-	-	$15,395	-
Other Expenses	$56,222	$71,700	$112,445	56.83%
Training	$10,614	$12,000	$65,000	441.67%
Travel & Conferences	$8,947	$5,500	$12,045	119.00%
Books, Publications & Reference Materials	$423	-	-	-
Membership Dues	$9,224	$12,800	$13,800	7.81%
Advertising & Publishing	$19,055	$36,400	$3,600	-90.11%
Food & Related Services	$7,958	$5,000	$18,000	260.00%
Professional Services	$146,645	$98,000	$128,000	30.61%
Legal Services	$21,552	$30,000	$30,000	0.00%
Consultation Services	$125,093	$68,000	$98,000	44.12%
Total Human Resources	$1,392,954	$1,391,991	$1,871,862	34.47%
Risk				
Salaries & Wages	-	$220,803	$235,080	6.47%
Salaries - Regular	-	$219,803	$234,080	6.50%
Salaries - Bonuses	-	$1,000	$1,000	0.00%
Benefits	-	$61,181	$68,121	11.34%
Benefit Expense Allocation	-	$60,881	$67,821	11.40%
Clothing & Uniforms	-	$300	$300	0.00%
Utilities	-	$2,732	$3,049	11.60%
Utilities - Telecom Allocation	-	$2,732	$3,049	11.60%
Maintenance	-	$34,000	$51,175	50.51%
Maintenance Contracts	-	-	$4,635	-
Software Services & Licenses	-	$34,000	$46,540	36.88%
Supplies	-	$1,000	$1,000	0.00%
Office Supplies	-	$1,000	$1,000	0.00%
Program Operations	-	$50,000	$30,000	-40.00%
Safety Program	-	$50,000	$30,000	-40.00%
Other Expenses	-	$5,600	$16,209	189.45%
Training	-	$2,000	$1,425	-28.75%
Travel & Conferences	-	$2,500	$11,500	360.00%
Membership Dues	-	$1,100	$1,784	62.18%
Food & Related Services	-	-	$1,500	-
Professional Services	-	$92,000	$61,475	-33.18%
Consultation Services	-	$92,000	$61,475	-33.18%
Total Risk	-	$467,316	$466,108	-0.26%
Total Expenditures	**$1,687,568**	**$2,268,659**	**$2,337,971**	**3.06%**

Information Technology Department

About Us

Department Description

The Office of Information Technology ensures the Town's technology infrastructure meets both current and future needs. Our commitment as a department is to deliver high-quality, business technology solutions that enhance the town's ability to serve the community.

As a team, we provide superior customer support to all the Town's Departments. We conduct thorough research and development to implement effective hardware and software solutions, ensuring systems are optimized for efficiency, productivity, and security.

Mission Statement

The **Office of Information Technology** provides, promotes, and supports critical services that meet strategic initiatives and goals by utilizing secure, dependable, and proven technologies in a cost-effective and efficient manner, while delivering superior customer support and reliable access.

Past and Future Acknowledgments

2025 Highlights

- Moved Town Cellular services to T-Mobile
- Replaced 83 computers
- Moving staff computers and peripherals to their new office spaces on the remodeled side of Town Hall
- Replaced 7 Firewall devices
- Hired a Desktop Support Technician focused on the Police Department
- Back-filling our Systems Administrator position

2026 Goals and Objectives

- Server Refresh
  - First quarter
- PD Fleet technology replacement
  - Continuous throughout the year
- Supporting PD Renovation & Expansion
  - Multi-year 2026 - 2027
- Developing an internal AI Chatbot
  - First Quarter

2026 Performance Measurements

Service Availability & Reliability

- System Uptime: Maintain 99.9% uptime for critical systems and infrastructure
- Network Availability: Ensure 24/7 network access for public safety and emergency services
- Incident Response Time: Respond to high-priority incidents within 15 minutes.

Customer Support & Satisfaction

- First Contact Resolution Rate: Resolve 85% of service desk tickets on first contact.
- Customer Satisfaction Score (CSAT): Achieve a minimum 90% satisfaction rating on post-ticket surveys.
- Average Ticket Resolution Time: Resolve standard service requests within two business days.

Strategic Technology Implementation

- Project Delivery Timeliness: Complete 95% of IT projects on time and within scope.
- Technology Refresh Cycle: Maintain a 4-year refresh cycle for end-user devices and core infrastructure.two
- Innovation Adoption Rate: Implement at least two new technologies annually that improve City operations.

Security & Risk Management

- Patch Compliance: 100% of critical systems are patched within 10 days of release.
- Annual Security Training Completion: 100% of City staff complete cybersecurity training annually.

2024-25 Performance Measurement Results

Performance Measures						
Key Workload Measures	2024 Actual		2025 Estimated		2026 Target	
Number of Help Desk Tickets opened	3,612		3750		3900	
Average time to close tickets	11.5 Hours		10 Hours		9 Hours	
Number of supported workstations	383		395		410	
Number of new or upgraded workstations	45		83		55	
Number of cellular devices	277		292		300	
Number of Servers & Network Devices	63		69		75	
Effective Measures						
Total number of Cybersecurity issued trainings	18		18		18	
Completion rate	94.90%		99.80%		100%	
Access Shutoff due to lack of completion	8		4		0	
Servers Uptime	99%		99.80%		99.80%	

Information Technology Financials

Expenditure Summary

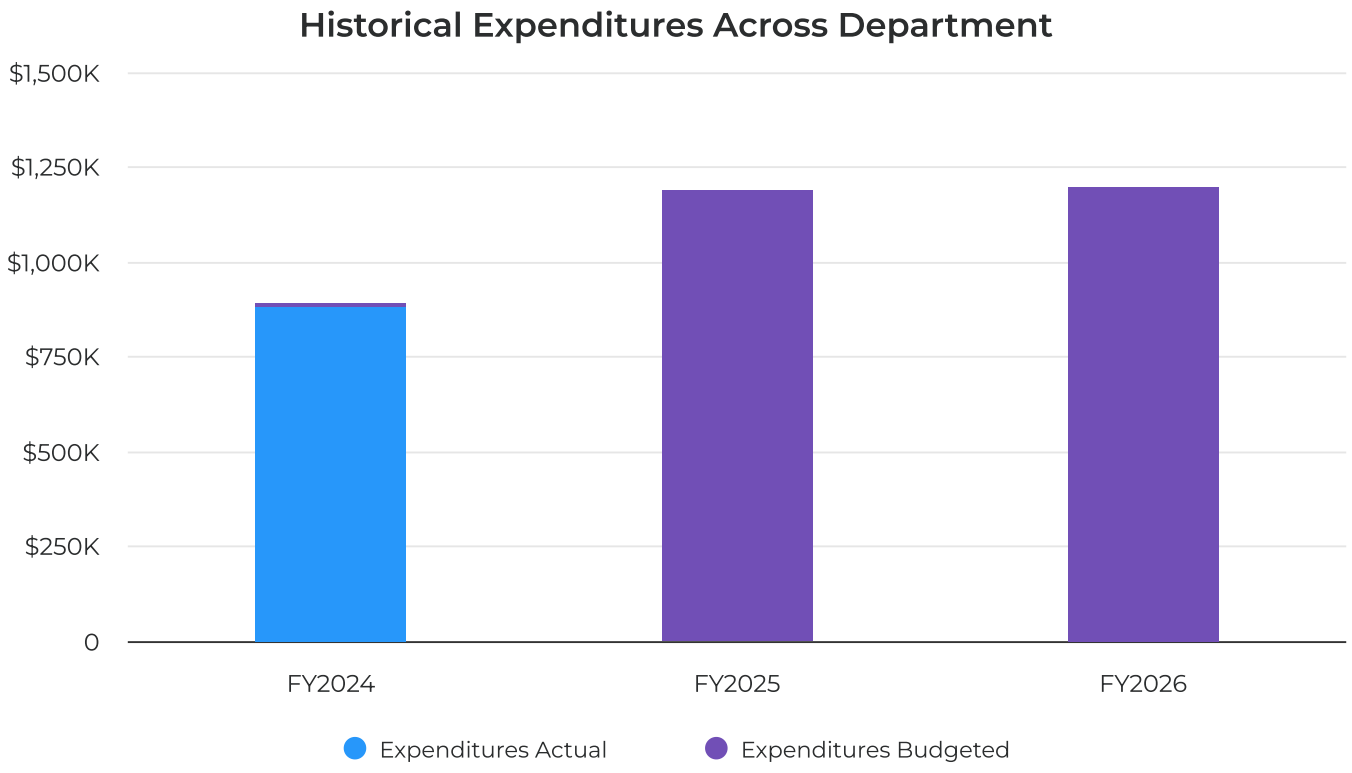

Expenditures by Expense Type

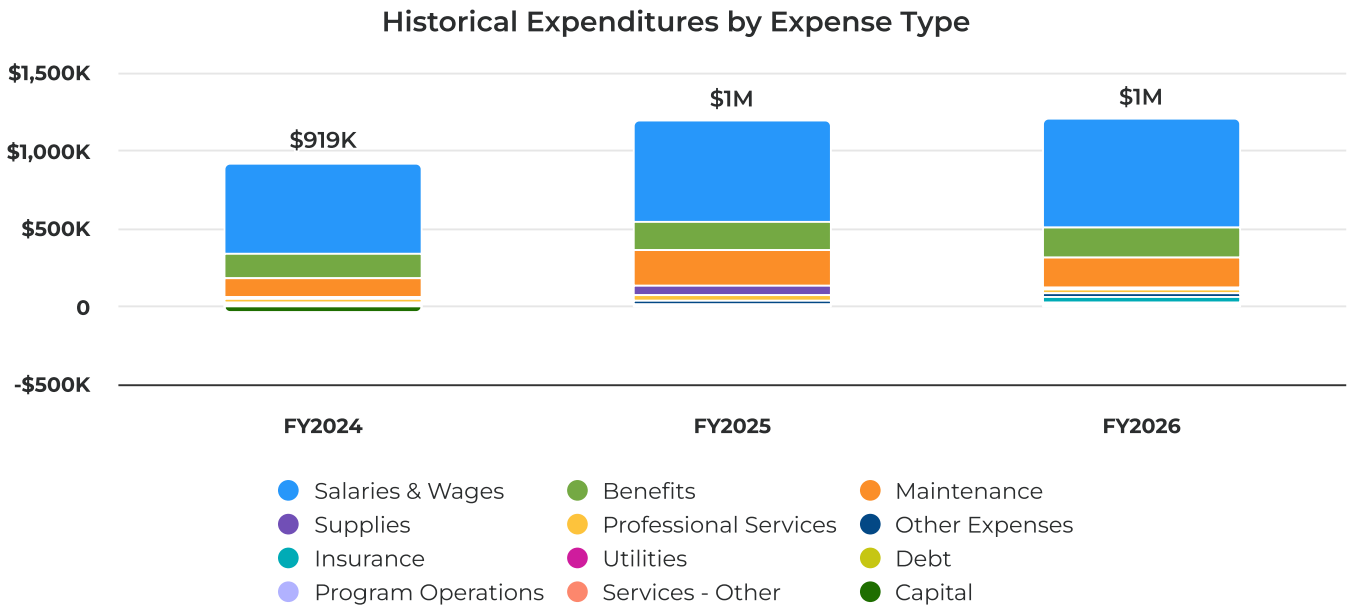

Expenditures by Division

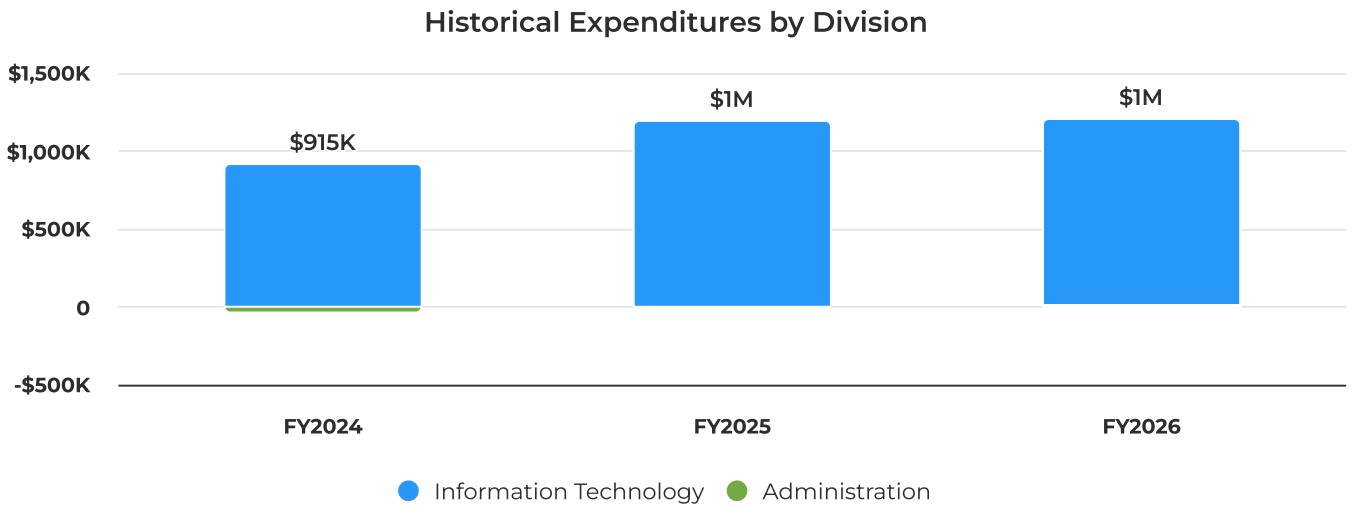

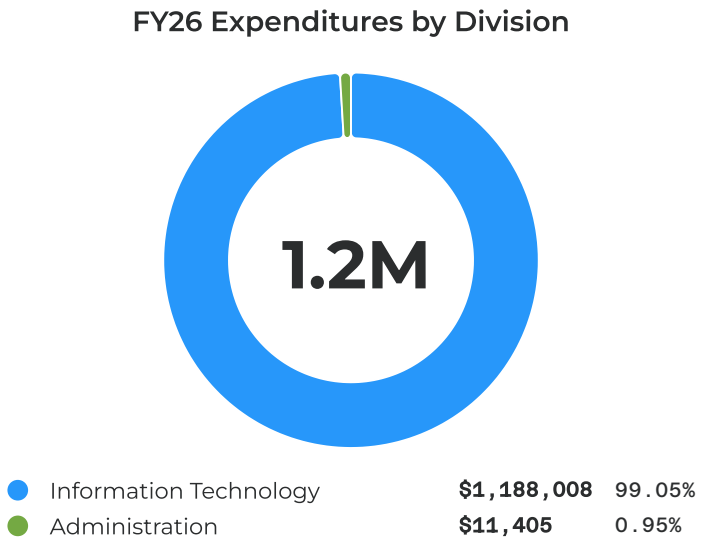

Expenditures by Division

Category	2024 Actuals	2025 Adopted	2026 Proposed	2025 Adopted vs. 2026 Proposed (% Change)
Administration				
Other Expenses	$13	-	-	-
Permits, Licenses & Other Fees	$13	-	-	-
Capital	-$39,122	-	-	-
Capitalized Assets - Enterprise Funds (P 13)	-$48,350	-	-	-
Amortization (P 13)	$7,502	-	-	-
Depreciation (P 13)	$1,727	-	-	-
Debt	$4,336	-	$11,405	-
Capital Leases - Principal	$4,585	-	$11,405	-
Capital Leases - Interest	$4,336	-	-	-
Principal Payment Offset (P 13)	-$4,585	-	-	-
Total Administration	-$34,772	-	$11,405	-

Category	2024 Actuals	2025 Adopted	2026 Proposed	2025 Adopted vs. 2026 Proposed (% Change)
Information Technology				
Salaries & Wages	$577,464	$646,581	$697,372	7.86%
Salaries - Regular	$562,630	$635,781	$665,372	4.65%
Salaries - Overtime	$251	$800	$500	-37.50%
Salaries - Bonuses	$5,654	$4,000	$6,000	50.00%
Salaries Adjustments	-	-	$19,500	-
PTO Sell Back	$8,929	$6,000	$6,000	0.00%
Benefits	$164,611	$177,304	$193,460	9.11%
Benefit Expense Allocation	$164,443	$176,099	$192,780	9.47%
Clothing & Uniforms	$168	$1,205	$680	-43.57%
Utilities	$6,504	$8,589	$9,207	7.20%
Utilities - Phone Stipend	-	$540	$540	0.00%
Utilities - Telecom Allocation	$6,504	$8,049	$8,667	7.68%
Maintenance	$117,316	$227,700	$184,000	-19.19%
Maintenance Contracts	$105,543	$224,700	$137,100	-38.99%
Software Services & Licenses	-	-	$45,100	-
Equipment Maint Services	$11,772	$3,000	$1,800	-40.00%
Supplies	$13,972	$64,825	$12,700	-80.41%
Office Equipment	$1,452	$2,500	$4,100	64.00%
Office Supplies	$642	$1,325	$1,000	-24.53%
Equipment Maint Supplies	$11,878	$61,000	$7,600	-87.54%
Services - Other	$92	-	-	-
Courier Services	$92	-	-	-
Program Operations	$733	$1,080	$1,080	0.00%
Program Operations	$733	$1,080	$1,080	0.00%
Insurance	-	-	$35,189	-
P&L Insurance Allocation	-	-	$26,446	-
P&L Deductible Allocation	-	-	$8,743	-
Other Expenses	$10,445	$23,600	$30,000	27.12%
Training	$674	$9,500	$5,000	-47.37%
Travel & Conferences	$6,911	$10,800	$15,600	44.44%
Membership Dues	$2,860	$3,300	$8,500	157.58%
Food & Related Services	-	-	$900	-
Professional Services	$23,858	$40,000	$25,000	-37.50%
Consultation Services	$23,858	$40,000	$25,000	-37.50%
Total Information Technology	$914,994	$1,189,679	$1,188,008	-0.14%
Total Expenditures	**$880,222**	**$1,189,679**	**$1,199,413**	**0.82%**

Environmental Services Department



About Us

Who We Are

Mission Statement

The **Environmental Services Department** is committed to the protection of Erie's well-being through the intersection of environmental justice, economic prosperity, and environmental health. The Department is dedicated to best practices in policy, technology and management techniques and understands the importance of this work given the significant impacts of climate change today and into the future.

The Department consists of two divisions: the **Sustainability Division** and **Energy and Environment Division.** The **Sustainability Division** is focused on reducing our greenhouse gas emissions, while increasing resilience and adaptation to the impacts of climate change. This includes waste diversion, renewable energy expansion, water conservation, building efficiency and general sustainability efforts. The **Energy and Environment Division** is focused on the regulatory side of environmental conditions, including permitting and regulatory review of oil and gas operations and solid waste disposal, a soon-to-launch inspection program, and review of geotechnical and environmental issues with planned projects and developments for hazard mitigation and identification.

Past and Future Acknowledgments

2025 Highlights

Sustainability and Water Conservation:

- Developed and adopted Erie's first Beneficial Electrification Plan and started implementation with Partners In Energy.
- Successfully completed the state's first bulk purchase Heat Pump Pilot Program. Add final numbers.
- Supported the successful purchase of Xcel Energy streetlights.
- Continued streetlight procurement discussion with United Power.

- Supported TOE internal and external events with waste diversion and sustainability education.

- Hosted Erie's first Compost Giveaway Event in Spring 2025.

- Continued to increase materials and tonnage collected at Erie's Recycling Center.
- Rebate success:
  - Launched Erie's first Waste Diversion Rebates through funding support from Erie's Bag Fees. Add totals for 2025.
  - Energy Efficiency rebates: $42,694.19 rebated as of 11/30. Huge increase in participaiton of this program with the federal clean energy tax credits phasing out in 2026.
  - Air Quality Rebates: $1,250 rebated as of 11/30.

- Continued to support large renewable energy projects throughout town: North Water Reclamation Facility, Water Treatment Plant, etc..

- Collaboratively developed Erie's first Resilience Action Plan with MENV students at CU Boulder. Adoption is expected in November 2025.

- Continued Sustainability Action Plan development and update of Erie's 2019 Sustainability Plan.
- In collaboration with Economic Development, supported two Erie businesses with state Green Business recognition.
- Collaborated with Utility Billing and Meters to build leak detection alert email SOP for all AMI equipped

2026 Goals and Objectives

Sustainability and Water Conservation:

- Support strategic waste diversion in the community through a communitywide hauler contract, 2020 PAYT ordinance enforcement, Universal Recycling Ordinance or other opportunities as community support dictates.

- Finalize and adopt Sustainability Action Plan (SAP).
  - Begin implementation of SAP strategies and goals.

- Establish a second intern to support strategic sustainability goals, including calculating Erie's 2025 Greenhouse Gas Inventory.

- Continue to develop materials and structure for a Paycom Sustainability Training Series to support outreach and education for TOE staff.

- Continue to support internal and external events with Zero Waste efforts and sustainability education and outreach.

- Continue to support cultural adoption of sustainability initiatives and priorities within the Town government, businesses, and residents.

- Continue to support and expand Erie's Regional Green Business of Colorado efforts and outreach.

- Continue to support the Sustainability Advisory Board and collaborating on 2026 goals.

- 125,000 Sq. ft. of turf removed and replaced with low water-use landscaping.

- 25,000 sq. ft. of turf converted to low-water use landscaping on Town property.

- Adopt Water Wise Landscaping Ordinance for the Town of Erie new development and large redevelopment projects to support compliance with SB-5.

- Calculate and communicate water savings from existing residential turf replacement participants.

accounts in Erie. Dylan will work to add touch point numbers.

- Water Conservation: successful fourth year of turf replacement program
  - Turf Replacement Program: 63 Participants in Turf Replacement Program representing $83,881 rebate dollars spent converting 72,429 sq. ft. of landscape as of 11/30.
- Water Efficiency Rebates: $19,794 rebated as of 11/30.

Energy and Environment:

- At the direction of Council, developed new air quality monitoring program with a 60% reduction in operation costs without a significant decrease in service.
- Worked with ECMC and Civitas to evaluate Alternative Location #4 for the Draco OGDP.
- Testified on behalf of the Town for the Draco OGDP Hearing, gaining significant protections and operational safeguards.
- Participated in State rulemakings as part of the Local Government Coalition (LGC).
- Developed working relationship with Fredrick's new oil and gas liaison.
- Provided annual oil and gas update to Council.
- Continued working to increase environmental protections for the Town through pending revisions and updates to the Town's code.
- Reviewed all development projects to ensure adherence to the Town's environmental regulations.
- Developed framework for full Town level inspection program and coordinated with nearby local governments to ensure continuity across the Front Range.
- Collaborated with Communications Department to update the Town's oil and gas website.
- Successfully hired and trained a new Environmental Analyst.
- Continued educating and providing oil and gas resources to residents.
- Continued coordination with Operators and Communications Department to provide accurate and timely notifications through the NotifyMe platform.
- Continue to support the expansion of commercial and HOA offerings to better target larger water users and collaborate with the Parks Department to offer neighborhood resiliency grants.
- Utilize AMI for a piloted approach to watering restrictions (or voluntary restrictions).
- Develop a water enforcement mechanism to support water waste ordinance and water wise landscaping ordinance.

Energy and Environment:

- Finalize oil and gas inspection program with the goal of inspecting all facilities and wells in 2026.
- Develop and implement an oil and gas facility registration and fee schedule.
- Continue to develop and implement new air quality monitoring program.
- Create new periodic oil and gas updates and reports for residents.
- Continue to educate and provide oil and gas resources to residents.
- Continue to coordinate with Oil and Gas Operators and Communications to provide accurate and timely notifications through the NotifyMe platform.
- Continue to work to increase environmental protection for the Town through revisions and updates to the Unified Development Code (UDC).
- Work with Civitas and other Town Departments to effectively manage the Draco Pad development.
- Work with Waste Connections to facilitate operational changes at the Front Range Regional Landfill and to annex the adjacent property into the Town.
- Continue to actively participate in the Development Review Team (DRT) and the broader development process within the Town.
- Begin drafting framework and obtain equipment to begin soil vapor monitoring program.
- Increase the Town's presence at Energy and Environment related conferences.
- Continue supporting staff with obtaining additional certifications and training to increase the Town's expertise.

2025 Performance Measurements

Energy and Environment(Dec 1st 2025 - Nov 30 2026):

- Total oil & gas locations inspected
- Number of NotifyMe's issued *(w/ QA/QC metrics; I.e. % notifications received by ToE but not sent to residents & % of notifications issued with errors requiring correction).
- Supported review of proposed development projects:

Sustainability and Water Conservation (Dec 1st 2025 - Nov 30 2026):

- Sustainability supported energy related programs. I.e. Solar PV, heat pump pilot, battery storage, etc:
- Supported Sustainability related policy and resolutions adopted at the Town:
- Total Rebates Facilitated:
    - Waste Diversion
    - Energy Efficiency
    - Water Conservation
        - Indoor
        - Turf
    - Air Quality
- Waste reduction (i.e. amount composted v recycled v landfill) for Town of Erie facilities:
    - *Includes Town Hall, Leon A Wurl Service Center, Police Department, Erie Community Center, Pierce Street, and Schofield Farm.*
        - Compost:
            - Wompost:
        - Town of Erie Recycling Center Diversion Data:
            - Yard waste:
            - Single Stream Recycling:
            - Cardboard:

2024-25 Performance Measurement Results

Sustainability and Water Conservation (Dec 1st 2024 - Nov 30 2025) :

- Town supported energy-related programs. I.e. Solar PV, battery storage, etc.:
  - State's first bulk purchase Heat Pump Pilot program with iChoosr
  - 370 solar permits approved in 2024
  - 3 battery back up projects rebated in 2024
  - EV Projects: ChargeAhead grant implementation for 13 EV charger ports
  - Xcel Energy funded EV rebates for LAWSC, TH and Schofield locations

- Supported xxx educational and community facing events
  - Heat Pump Pilot 101
  - 5 Farmer's Markets
  - Arbor & Earth Day
  - Erie Fest

- Supported sustainability policy and resolutions adopted at the Town.
  - Beneficial Electrification Plan
  - Resilience Action Plan development and adoption

- Waste reduction (i.e. amount composted v recycled v landfill) for Town of Erie facilities: *Includes Town Hall, Leon A Wurl Service Center, Police Department, Erie Community Center, Pierce Street, and Schofield Farm.*
  - Compost:
    - Wompost: Collection started February 2024, to date 2,966lbs of food waste/compostables diverted
  - Town of Erie Recycling Center Diversion Data: Diversion increased 60.47 tons in 2024 from 2023.
    - Yard waste: 333.12 tons
    - Single Stream Recycling: 50.77 tons
    - Cardboard: 146.32 tons

Energy and Environment (Dec 1st 2024 - Nov 30 2025) Currently through 9/25/2025 :

- Total oil & gas locations inspected: 7 (out of 180), program initiated in late August 2025
- Number of Oil and Gas communications issued
  - Number of NotifyMe's issued: 38
  - Number of NotifyMe's which were issued late: 1 (2.6%)
  - Number of NotifyMe's which required correction due to inaccurate information: 1 (2.6%)

Environmental Services Financials

Expenditure Summary

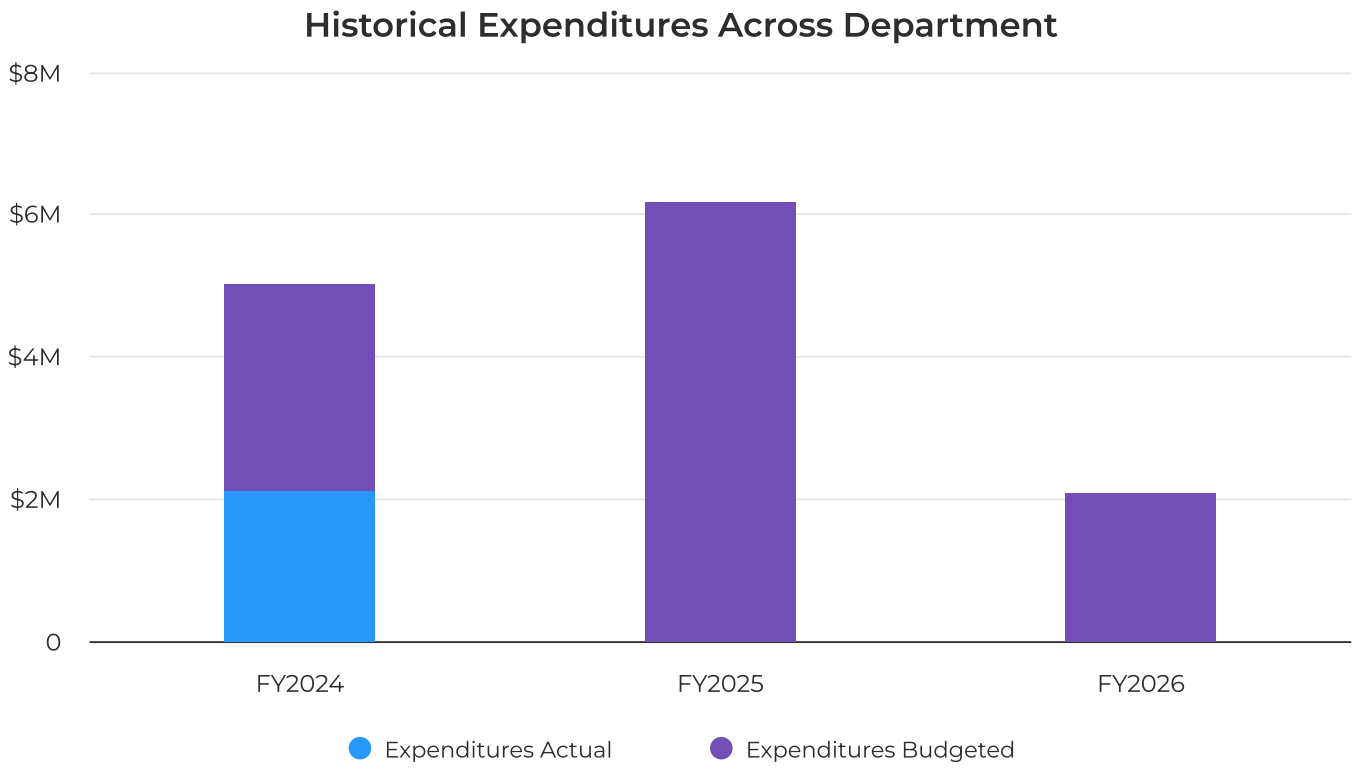

Expenditures by Expense Type

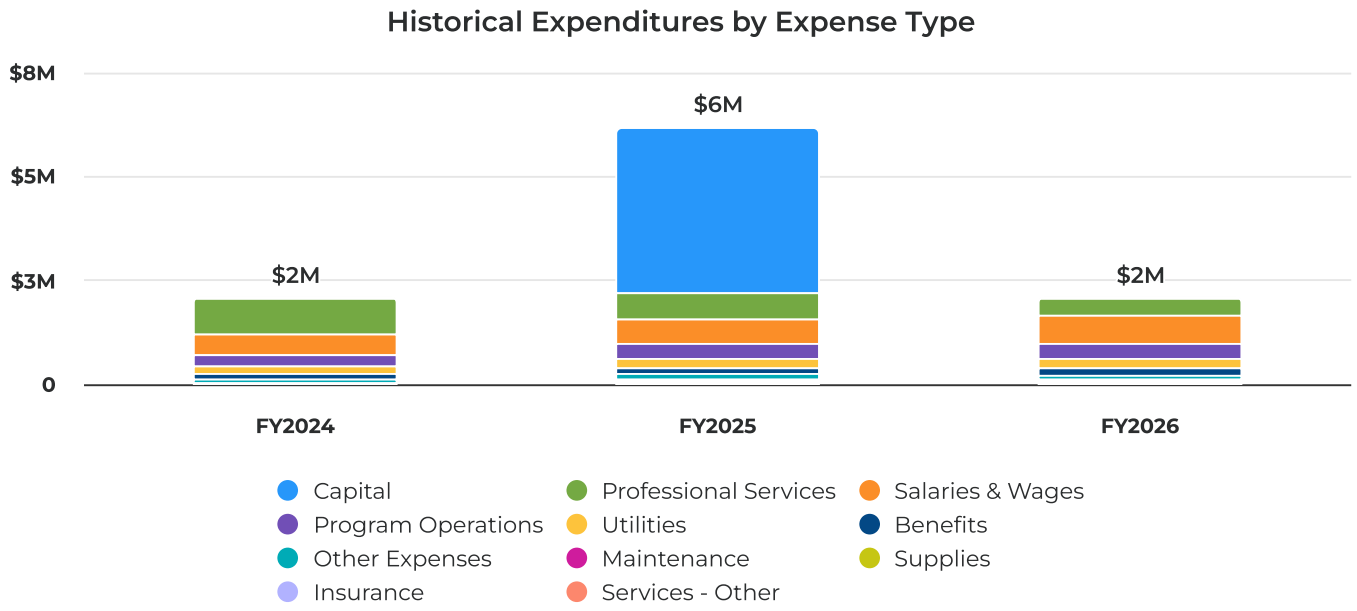

Expenditures by Division

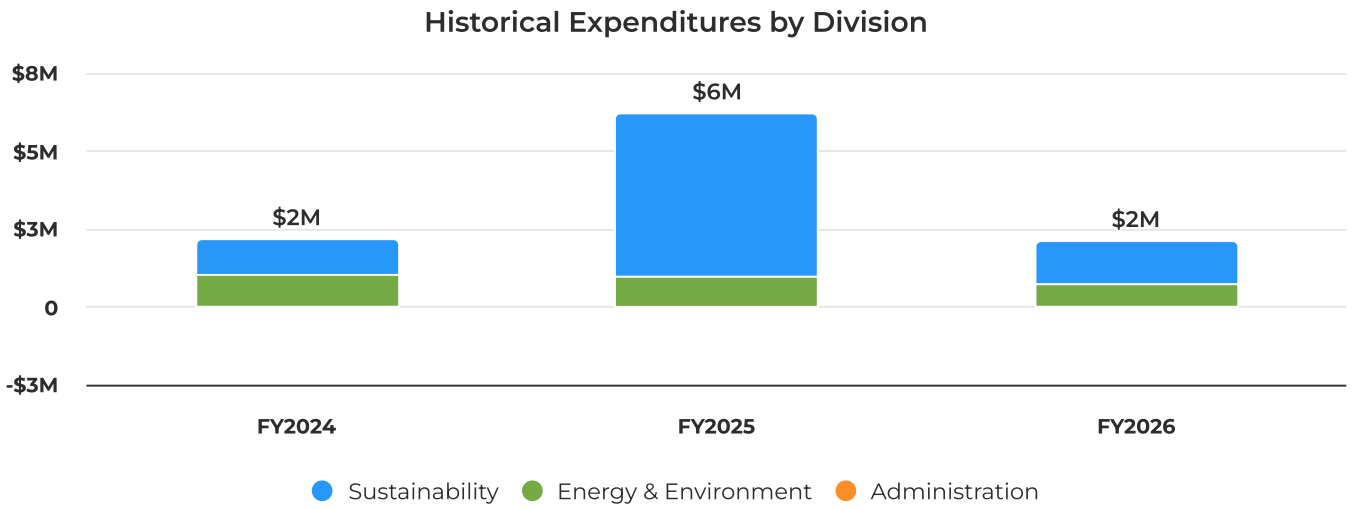

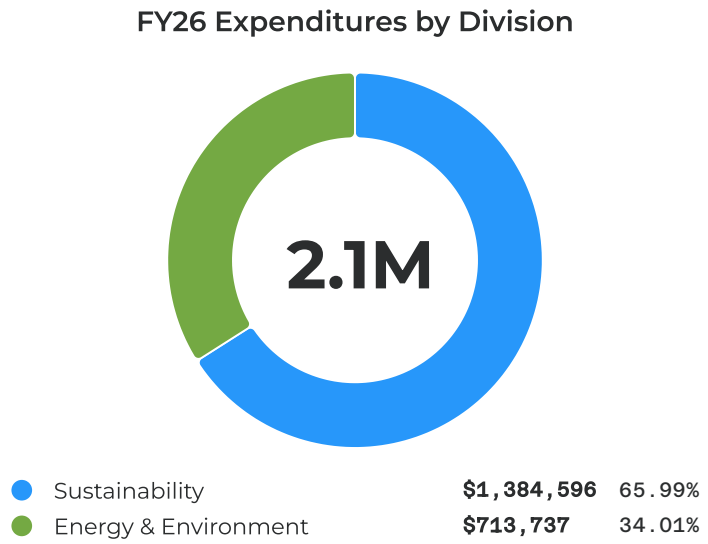

Expenditures by Division

Category	2024 Actuals	2025 Adopted	2026 Proposed	2025 Adopted vs. 2026 Proposed (% Change)
Administration				
Other Expenses	$100	-	-	-
Noncap Reclass (PD 13)	$100	-	-	-
Capital	-$40,971	-	-	-
Noncap Reclass (Pd 13)	-$100	-	-	-
Capitalized Assets - Enterprise Funds (P 13)	-$42,280	-	-	-
Depreciation (P 13)	$1,409	-	-	-
Total Administration	-$40,871	-	-	-
Energy & Environment				
Salaries & Wages	$153,652	$228,143	$275,212	20.63%
Salaries - Regular	$153,103	$228,143	$275,212	20.63%
Salaries - Bonuses	$549	-	-	-

Category	2024 Actuals	2025 Adopted	2026 Proposed	2025 Adopted vs. 2026 Proposed (% Change)
Benefits	$43,404	$63,866	$79,938	25.17%
Benefit Expense Allocation	$43,404	$63,191	$79,738	26.19%
Clothing & Uniforms	-	$675	$200	-70.37%
Utilities	-	$2,916	$3,585	22.94%
Utilities - Telecom Allocation	-	$2,916	$3,585	22.94%
Maintenance	-	$20,000	$20,000	0.00%
Equipment Maint Services	-	$20,000	$20,000	0.00%
Supplies	$238	$1,200	$700	-41.67%
Office Supplies	$238	$500	$200	-60.00%
Safety Supplies	-	$700	$500	-28.57%
Services - Other	-	$100	$100	0.00%
Printing & Copy Services	-	$100	$100	0.00%
Insurance	-	-	$12,983	-
P&L Insurance Allocation	-	-	$9,780	-
P&L Deductible Allocation	-	-	$3,202	-
Other Expenses	$1,914	$13,100	$11,220	-14.35%
Training	-	$8,000	$4,000	-50.00%
Travel & Conferences	$1,914	$4,000	$5,520	38.00%
Books, Publications & Reference Materials	-	$100	$100	0.00%
Membership Dues	-	$1,000	$1,600	60.00%
Capital	-	$115,000	-	-100.00%
Capital - Other Equipment	-	$115,000	-	-100.00%
Professional Services	$828,204	$525,000	$310,000	-40.95%
Consultation Services	$727,357	$525,000	$310,000	-40.95%
Consultation Services - Reimbursable	$100,847	-	-	-
Total Energy & Environment	$1,027,412	$969,325	$713,737	-26.37%
Sustainability				
Salaries & Wages	$359,362	$374,038	$407,181	8.86%
Salaries - Regular	$196,459	$196,215	$212,294	8.19%
Salaries - Part-time	$19,159	$30,349	$32,271	6.33%
Salaries - Overtime	$5,199	$1,600	$1,600	0.00%
Salaries - Bonuses	$1,000	$2,000	$2,000	0.00%
PTO Sell Back	-	-	$2,000	-
Salaries - Regular	$137,045	$143,873	$156,016	8.44%
Salaries - Bonuses	$500	-	-	-
PTO Sell Back	-	-	$1,000	-
Benefits	$100,660	$100,324	$111,353	10.99%
Benefit Expense Allocation	$60,361	$57,294	$64,231	12.11%
Clothing & Uniforms	$490	$2,392	$1,770	-26.00%
Benefit Expense Allocation	$39,810	$39,850	$45,203	13.43%
Clothing & Uniforms	-	$788	$150	-80.96%
Utilities	$185,801	$209,755	$212,465	1.29%
Utilities - Electric Service	$2,079	$5,000	$5,000	0.00%
Utilities - Waste Disposal Service	$183,722	$202,247	$202,247	0.00%

Category	2024 Actuals	2025 Adopted	2026 Proposed	2025 Adopted vs. 2026 Proposed (% Change)
Utilities - Telecom Allocation	-	$2,508	$3,186	27.03%
Utilities - Telecom Allocation	-	-	$2,032	-
Maintenance	$5,100	$55,100	-	-100.00%
Bldgs/Grounds Maint Services	$5,100	$55,100	-	-100.00%
Supplies	$35,501	$58,300	$2,850	-95.11%
Bldgs/Grounds Maint Supplies	$195	$1,000	$2,000	100.00%
Office Supplies	$2,724	$2,200	$750	-65.91%
Tools & Equipment	$31,931	$55,000	-	-100.00%
Tools & Equipment - FRWD Grant - Recycling Cans	$598	-	-	-
Safety Supplies	$53	$100	$100	0.00%
Program Operations	$251,172	$340,250	$351,500	3.31%
Program Operations	-	$10,000	$15,000	50.00%
Household Haz Waste Program	$38,663	$48,000	$55,000	14.58%
Efficiency Program	$55,227	$35,000	$35,000	0.00%
Water Conservation Program	$157,282	$247,250	$246,500	-0.30%
Insurance	-	-	$62,327	-
P&L Insurance Allocation	-	-	$9,780	-
P&L Deductible Allocation	-	-	$3,202	-
P&L Insurance Allocation	-	-	$46,142	-
P&L Deductible Allocation	-	-	$3,202	-
Other Expenses	$62,188	$85,870	$86,920	1.22%
Training	$4,095	$3,000	$3,000	0.00%
Travel & Conferences	$5,213	$5,000	$5,100	2.00%
Books, Publications & Reference Materials	-	$100	$100	0.00%
Membership Dues	$10,920	$10,170	$10,920	7.37%
Special Events	$18,825	$42,000	$37,500	-10.71%
Community Engagement	-	-	$6,700	-
Food & Related Services	$702	$600	$600	0.00%
Space Rental	$15,175	$17,000	$15,000	-11.76%
Training	$3,771	$3,000	$3,000	0.00%
Travel & Conferences	$3,383	$3,000	$3,000	0.00%
Membership Dues	$103	$2,000	$2,000	0.00%
Capital	$96,297	$3,897,263	$60,000	-98.46%
Construction - EVCS	$54,017	-	-	-
Construction - Electric Vehicle Charging Stations	-	$190,044	$10,000	-94.74%
Street Lights	-	$2,597,719	-	-100.00%
Construction - Charge Ahead 2025 Grant	-	$9,500	-	-100.00%
Heavy Equipment	$42,280	-	-	-
Construction - Turf Replacement - CWCB Grant	-	$50,000	-	-100.00%
Construction - Low Water Landscape Conversion	-	$50,000	$50,000	0.00%
Construction - Solar At Lynn R Morgan WTF	-	$1,000,000	-	-100.00%

Category	2024 Actuals	2025 Adopted	2026 Proposed	2025 Adopted vs. 2026 Proposed (% Change)
Professional Services	$17,058	$95,000	$90,000	-5.26%
Consultation Services	$16,823	$87,374	$60,000	-31.33%
Consultation Srvcs - Bag Fees Recycling Services	$236	-	$30,000	-
Consultation Services - BoCo Climate Action Plan	-	$7,626	-	-100.00%
Total Sustainability	$1,113,140	$5,215,900	$1,384,596	-73.45%
Total Expenditures	**$2,099,681**	**$6,185,225**	**$2,098,334**	**-66.08%**

Planning & Development Department

About Us

The **Planning and Development Department** guides and accommodates development and change in the Town of Erie through the implementation of the Comprehensive Plan, Municipal Code, and Strategic Plan through:

- Providing high quality customer service to residents, businesses, and the building community
- Directing growth through major projects and long range plans
- Building capacity, skills, and divisions
- Accommodating and creating an inclusive, welcoming environment and experience throughout the Town.

The **Planning and Development Department** is composed of four divisions.

Affordable Housing Division is responsible for assessment of affordable housing needs in Erie, pursuing grant applications and other funding sources to support the development of affordable housing, partnering with other regional and local jurisdictions to support affordable housing, and purchasing properties and partnering with developers to provide affordable housing.

Building Division is a one-stop shop for individuals planning improvements to their property. The division reviews construction plans, issues permits, performs inspections, and enforces ordinances that ensure safe buildings and a healthy environment. The division also manages the licensing of contractors and trades.

Operations/Administration Division supports the department through staff recruitment, management, retention, and training, oversight of budget activities, implementation and management of Central Square software, and inspections for Building and Unified Development Code compliance.

Planning Division is responsible for reviewing land use applications for Development Activity such as annexation, zoning, plats, and site plans for conformance within the Comprehensive Plan, Unified Development Code, other master plans and standards.

Past and Future Acknowledgments

2025 Highlights

Affordable Housing Division

- DRCOG Regional Housing Needs Assessment
- Allocation of PAB to Boulder County Housing Authority for Willougby Corner project
- Affordable housing development – Cheesman Residences
  - Facilitating construction
  - Reviewing applicants for home purchase
- Conducted planning for Village at Coal Creek affordable housing integrated with open space
- Implemented $167,000 CDBG - Community Development Block Grant to support housing rehabilitation of owner-occupied manufactured homes
- Continued active participation in the Boulder County Regional Housing Partnership

Building Division

- Added duties of a Board of Appeals to the Board of Adjustment.
- Active participation in Regional Energy Code Cohort Phase 2
- Active participation in Town Beneficial Electrification Plan
- Completed ISO Building Code Effectiveness Survey and Analysis
- Attendance at annual Colorado Chapter of ICC Code Education Institute
- Staff volunteer day at “BoulderMod” (modular facility) constructing modular homes

Operations Division

- Oversight of State Legislation affecting department need for Code amendments
- Coordination of Intergovernmental Agreements
- Coordination and support for Central Square EAM and Trackit software for projects, licensing and code inspections
- Code Inspection support for Building Code and Unified Development Code
- Implemented GOgov software for Code Inspections

Planning Division

- Study Sessions on:

2026 Goals and Objectives

2026 Goals

- Guide Strategic Growth & Development
- Support Affordable & Diverse Housing
- Ensure Public Safety

2026 Objectives

- Comprehensive Plan Implementation
  - Three-mile plan – 2026 Q1
  - Initiate Area Plans
- Old Town Planning – 2026
- Update UDC – Unified Development Code - 2026
- Town Center PD - Planned Development zoning update – Q2
- Village at Coal Creek Entitlements – Q4
- Complete buyer selection and closings for Cheesman Residences Homeownership Development -2026
- Revise fast track permitting to align with Prop 123 guidance -2026 Q4
- Street Renaming Policy and Process – 2026 Q2
- Metro District Policy revisions – 2026 Q1
- Development fee study – 2026 Q4 – 2027 Q1
- Home rehabilitation program – 2026
- Intergovernmental Agreements
  - Frederick – 2026 Q1
  - Lafayette – 2026 Q1
  - Weld County - 2026
- Review published 2024 International Codes for adoption – 2026 Q2
- Implement Building Division emergency preparedness plan – 2026 Q4
- Commercial project plan review staff training and mentorship – 2026 Q2

- Comprehensive Plan
- Annexations 101 & Erie West Annexation
- Land Use Fiscal Analysis and Comp Plan Implementation
- East Erie Development and I-25 Gateway
- Affordable Housing and Village at Coal Creek
- Old Town Area Outreach
- Three Mile Plan
- Erie West Annexations
- UDC – Unified Development Code Amendments
  - Board of Appeals/Adjustment
  - Accessory Dwelling Units (HB24-1152)
  - Multifamily parking near transit (HB24-1304)
  - Electric Vehicle Permitting (HB24-1173)
  - Wireless Communications Facilities (HB25-1056)
  - Fire Sprinklers (per Council direction)
  - Removal of Alternative Standards for Affordable Housing (per Council direction)
  - Noticing
  - Sign Code
  - Non-functional Turf (SB24-005)
- Street Renaming Policy and Process Project Management Team Kickoff
- Old Town Area Social Capital Exercise
- Regional Coordination
- As of 9/22/2025: 84 land use applications, 39 of which were pre-applications
  - 25% decrease in land use applications from 2024

2026 Performance Measurements

Goal	Objective	Total 2024	Total a
BUILDING DIVISION			
#2 Growth & Development	Total number of building permits issued	3,889	1,599
	Residential	3,743	1,549
	Commercial	146	50
	Total number of inspections/re-inspections performed	34,012	19,628
	Total project valuation	$261,246,487.00	$156,6
	Residential	$247,748,099.00	$130.9
	Commercial	$13,498,388.00	$25,73
BUILDING & AFFORDABLE HOUSING DIVISION			
#4 Affordable & Diverse Housing	Total number of affordable housing units permitted		35
PLANNING DIVISION			
#2 Growth & Development	Number of land use applications, applied for, by type:		As of 9
	Agreement	1	4
	Architectural review	1	0
	Pre-application	25	39
	Annexation	0	1
	Initial zoning	0	0
	Rezoning	0	1
	PD/PUD zoning	7	3
	Sketch plan	0	0
	Preliminary plat	2	1
	Final plat	3	3
	Minor subdivision	6	5
	Site plan	18	15
	Special review use	2	1
	Wireless communication	0	2

	Temporary use permit	0	1
	Average number of days to complete land use application by type:	As of 12/31/24	As of 9
	Architectural review	44	-
	Annexation	230	-
	Initial zoning	327	-
	Rezoning	-	-
	PD/PUD zoning	-	-
	Sketch plan	-	-
	Preliminary plat	-	-
	Final plat	394	-
	Minor subdivision	230	188
	Minor subdivision amendment	-	46
	Site plan	173	250
	Site plan Amendment	-	74
	Special review use	-	249
	Wireless communication	-	-
OPERATIONS			
#6 Public Safety	Total number of Code cases	64	47

2024-25 Performance Measurement Results

Goal	Objective	Total 2024	Total a
BUILDING DIVISION			
#2 Growth & Development	Total number of building permits issued	3,889	1,599
	Residential	3,743	1,549
	Commercial	146	50
	Total number of inspections/re-inspections performed	34,012	19,628
	Total project valuation	$261,246,487.00	$156,6
	Residential	$247,748,099.00	$130.9
	Commercial	$13,498,388.00	$25,73
BUILDING & AFFORDABLE HOUSING DIVISION			
#4 Affordable & Diverse Housing	Total number of affordable housing units permitted		35
PLANNING DIVISION			
#2 Growth & Development	Number of land use applications, applied for, by type:		As of 9
	Agreement	1	4
	Architectural review	1	0
	Pre-application	25	39
	Annexation	0	1
	Initial zoning	0	0
	Rezoning	0	1
	PD/PUD zoning	7	3
	Sketch plan	0	0
	Preliminary plat	2	1
	Final plat	3	3
	Minor subdivision	6	5
	Site plan	18	15
	Special review use	2	1
	Wireless communication	0	2

	Temporary use permit	0	1
	Average number of days to complete land use application by type:	As of 12/31/24	As of 9
	Architectural review	44	-
	Annexation	230	-
	Initial zoning	327	-
	Rezoning	-	-
	PD/PUD zoning	-	-
	Sketch plan	-	-
	Preliminary plat	-	-
	Final plat	394	-
	Minor subdivision	230	188
	Minor subdivision amendment	-	46
	Site plan	173	250
	Site plan Amendment	-	74
	Special review use	-	249
	Wireless communication	-	-
OPERATIONS			
#6 Public Safety	Total number of Code cases	64	47

Planning Financials

Expenditure Summary

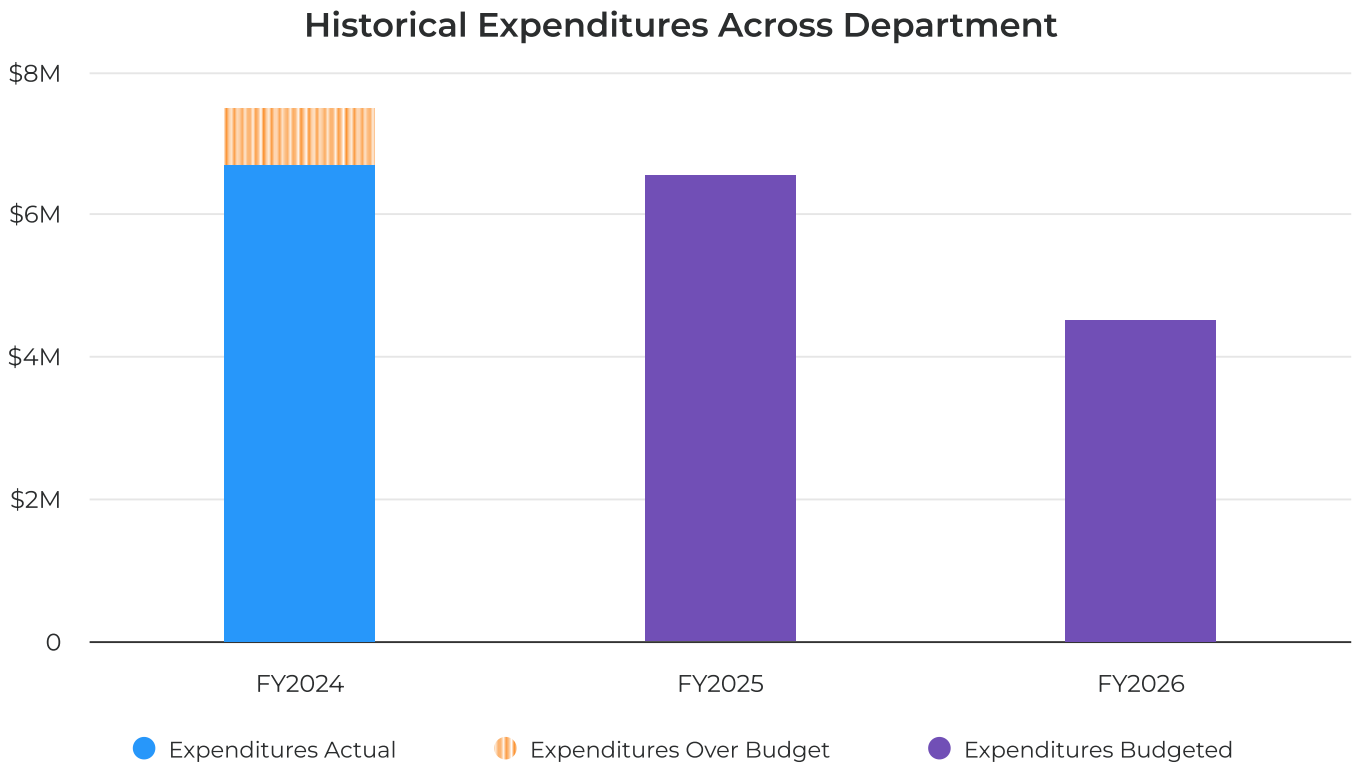

Expenditures by Expense Type

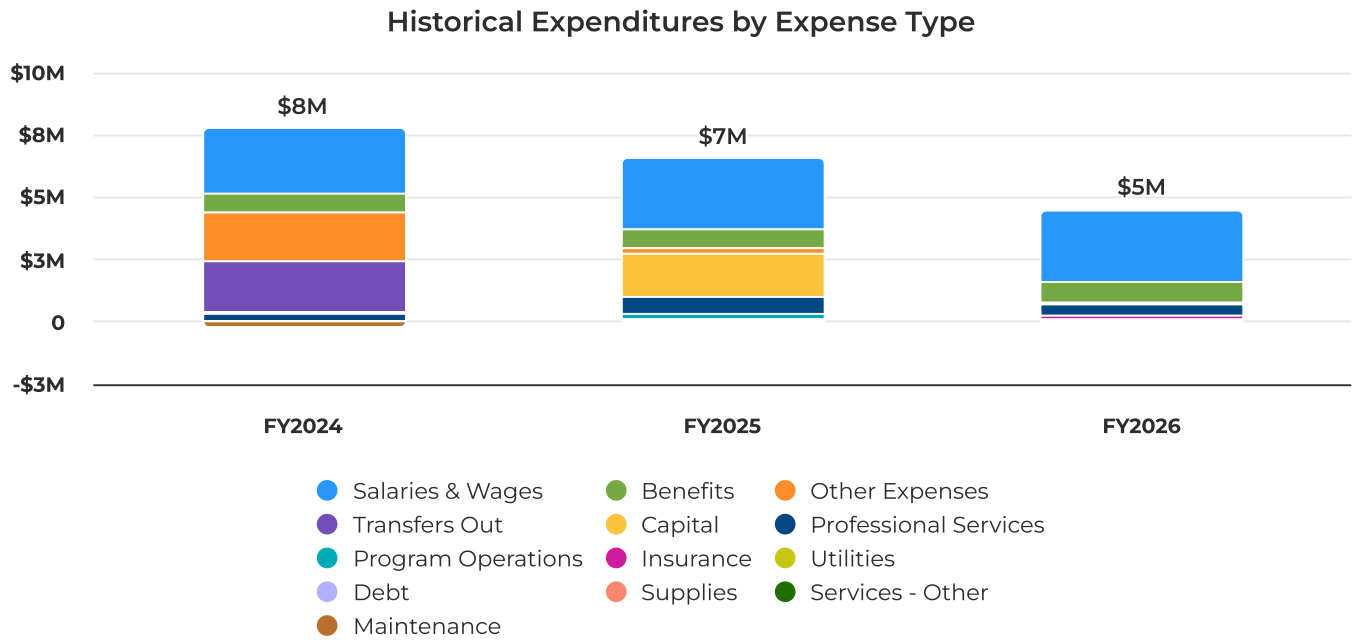

Expenditures by Division

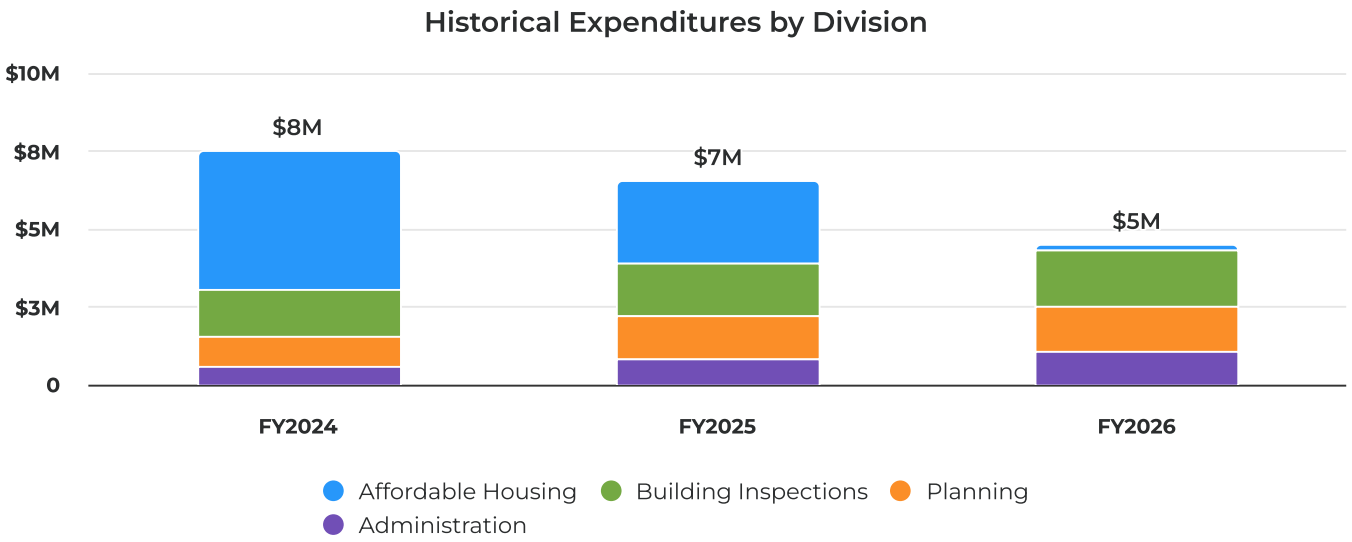

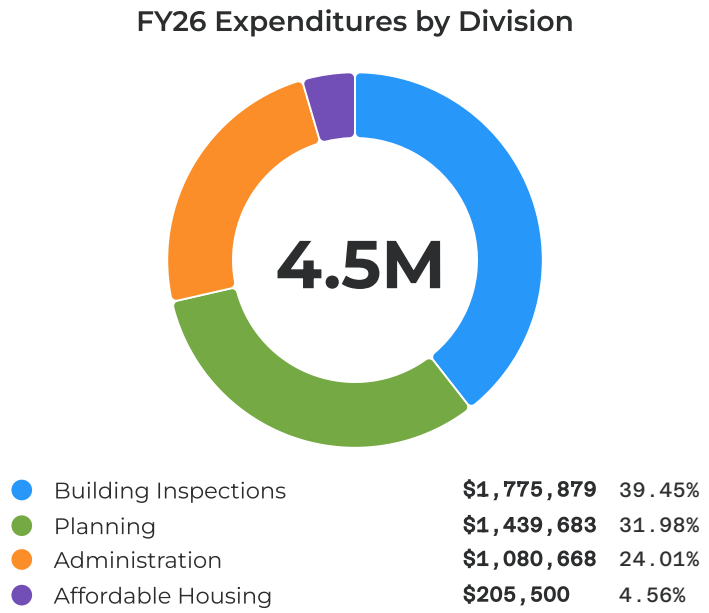

Expenditures by Division

Category	2024 Actuals	2025 Adopted	2026 Proposed	2025 Adopted vs. 2026 Proposed (% Change)
Administration				
Salaries & Wages	$488,909	$617,510	$671,738	8.78%
Salaries - Regular	$475,485	$603,010	$649,338	7.68%
Salaries - Overtime	$714	$5,000	$2,000	-60.00%
Salaries - Bonuses	$2,791	$9,500	$7,000	-26.32%
Salaries Adjustments	-	-	$11,400	-
PTO Sell Back	$1,930	-	$2,000	-
Paid Parental Leave	$7,990	-	-	-
Benefits	$140,622	$169,021	$189,759	12.27%
Benefit Expense Allocation	$137,164	$167,021	$188,134	12.64%

Category	2024 Actuals	2025 Adopted	2026 Proposed	2025 Adopted vs. 2026 Proposed (% Change)
Workers Compensation	$2,352	-	-	-
Clothing & Uniforms	$1,106	$2,000	$1,625	-18.75%
Utilities	-	$7,708	$8,458	9.73%
Utilities - Telecom Allocation	-	$7,708	$8,458	9.73%
Maintenance	$336	$1,100	$8,395	663.18%
Software Services & Licenses	$336	$600	$8,395	1,299.17%
Vehicle Maint Services	-	$500	-	-100.00%
Supplies	$2,700	$7,300	$4,000	-45.21%
Office Equipment	$999	$3,000	-	-100.00%
Office Supplies	$1,389	$4,000	$4,000	0.00%
Vehicle Fuel	$312	$300	-	-100.00%
Services - Other	$5,204	$5,500	$5,200	-5.45%
Printing & Copy Services	$5,111	$5,000	$5,000	0.00%
Courier Services	$93	$500	$200	-60.00%
Insurance	-	-	$148,485	-
P&L Insurance Allocation	-	-	$111,532	-
P&L Deductible Allocation	-	-	$36,953	-
Other Expenses	$18,972	$24,300	$23,000	-5.35%
Training	$10,435	$8,500	$9,000	5.88%
Travel & Conferences	$3,349	$6,000	$6,000	0.00%
Membership Dues	$1,349	$4,800	$3,000	-37.50%
Food & Related Services	$3,825	$5,000	$5,000	0.00%
Permits, Licenses & Other Fees - FCL Enterprise	$13	-	-	-
Capital	-$94,236	-	-	-
Amortization (P 13)	$24,167	-	-	-
Capitalized Assets - Enterprise Funds (P 13)	-$118,403	-	-	-
Debt	-$13,367	-	$21,632	-
Capital Leases - Principal - FCL Enterprise	$2,756	-	$21,632	-
Capital Leases - Interest - FCL Enterprise	$2,433	-	-	-
Principal Payment Offset - FCL Enterprise	-$18,556	-	-	-
Professional Services	-	$3,000	-	-100.00%
Legal Services	-	$3,000	-	-100.00%
Total Administration	$549,139	$835,439	$1,080,668	29.35%
Planning				
Salaries & Wages	$806,869	$768,815	$806,772	4.94%
Salaries - Regular	$799,146	$758,815	$802,772	5.79%
Salaries - Bonuses	$7,724	$10,000	$2,000	-80.00%
PTO Sell Back	-	-	$2,000	-
Benefits	$240,821	$215,547	$233,114	8.15%
Benefit Expense Allocation	$240,630	$214,497	$232,589	8.43%
Clothing & Uniforms	$191	$1,050	$525	-50.00%
Utilities	-	$10,436	$10,457	0.20%

Category	2024 Actuals	2025 Adopted	2026 Proposed	2025 Adopted vs. 2026 Proposed (% Change)
Utilities - Phone Stipend	-	$540	-	-100.00%
Utilities - Telecom Allocation	-	$9,896	$10,457	5.67%
Maintenance	-$252,032	$500	$540	8.00%
Software Services & Licenses	-$252,032	$500	$540	8.00%
Other Expenses	$12,152	$45,000	$13,800	-69.33%
Training	$640	$10,000	$1,000	-90.00%
Travel & Conferences	$6,434	$15,000	$6,000	-60.00%
Books, Publications & Reference Materials	$283	$1,000	$300	-70.00%
Membership Dues	$3,671	$6,000	$4,000	-33.33%
Special Events	$249	-	-	-
Community Engagement	-	$13,000	$2,500	-80.77%
Food & Related Services	$874	-	-	-
Transfers Out	$23,551	-	-	-
Transfer to General Fund - Comprehensive	$23,551	-	-	-
Professional Services	$139,951	$325,000	$375,000	15.38%
Consultation Services	-$38,997	$250,000	$300,000	20.00%
Consultation Services - I-25/Erie Pkwy Master Plan	$78,585	-	-	-
Consultation Services - Comprehensive	$70,654	-	-	-
Consultation Services - Reimbursable	$6,158	$75,000	$75,000	0.00%
Consultation Services - Comprehensive	$23,551	-	-	-
Total Planning	$971,312	$1,365,298	$1,439,683	5.45%
Affordable Housing				
Salaries & Wages	$193,823	$217,939	$93,361	-57.16%
Salaries - Regular	$193,823	$210,939	$92,861	-55.98%
Salaries - Bonuses	-	$7,000	$500	-92.86%
Benefits	$54,589	$58,726	$26,980	-54.06%
Benefit Expense Allocation	$54,449	$58,426	$26,905	-53.95%
Clothing & Uniforms	$140	$300	$75	-75.00%
Utilities	$762	$2,696	$1,210	-55.12%
Utilities - Electric Service	$123	-	-	-
Utilities - Gas Service	$272	-	-	-
Utilities - Water Service	$367	-	-	-
Utilities - Telecom Allocation	-	$2,696	$1,210	-55.12%
Maintenance	$11,656	$30,000	-	-100.00%
Maintenance Contracts	-	$30,000	-	-100.00%
Maintenance Contracts - 765 Cheesman St	$11,656	-	-	-
Program Operations	-	$167,000	-	-100.00%
Program Operations - 2024 CDBG Grant	-	$167,000	-	-100.00%
Other Expenses	$1,896,845	$124,160	$3,950	-96.82%
Training	$147	$11,500	$1,000	-91.30%

Category	2024 Actuals	2025 Adopted	2026 Proposed	2025 Adopted vs. 2026 Proposed (% Change)
Travel & Conferences	$2,557	$5,000	$1,300	-74.00%
Membership Dues	$1,260	$2,000	$1,650	-17.50%
Developer Incentives - 765 Cheesman St	-$11,938	$105,660	-	-100.00%
Economic Development Incentives - 765 Cheesman St	$904,819	-	-	-
Economic Development Incentives - DOLA Housing	$1,000,000	-	-	-
Capital	$200,792	$1,732,399	-	-100.00%
Construction	$82,389	-	-	-
Land - Affordable Housing Fund	-	$1,155,000	-	-100.00%
ARPA Affordable Housing	-	$2,399	-	-100.00%
Construction - Coal Creek Pre-Development Sitework	-	$375,000	-	-100.00%
Construction - Affordable Housing Fund	-	$200,000	-	-100.00%
Construction - 765 Cheesman St	$118,403	-	-	-
Transfers Out	$2,004,268	-	-	-
Transfer to General Fund	$904,819	-	-	-
Transfer to General Fund	$99,449	-	-	-
Transfer to General Fund	$1,000,000	-	-	-
Professional Services	$108,774	$351,386	$80,000	-77.23%
Legal Services - Affordable Housing	-	$5,000	-	-100.00%
Consultation Services	$55,243	$133,087	$80,000	-39.89%
Consultation Services	-	$201,871	-	-100.00%
Consultation Services - 765 Cheesman St	$1,714	-	-	-
Consultation Services - ARPA	$51,817	$11,428	-	-100.00%
Total Affordable Housing	$4,471,509	$2,684,307	$205,500	-92.34%
Building Inspections				
Salaries & Wages	$1,118,487	$1,224,568	$1,316,570	7.51%
Salaries - Regular	$1,093,276	$1,188,068	$1,282,970	7.99%
Salaries - Part-time	$3,947	-	-	-
Salaries - Temporary	-	$15,600	-	-100.00%
Salaries - Overtime	$10,870	$12,500	$10,000	-20.00%
Salaries - Bonuses	$5,206	$8,400	$6,000	-28.57%
Salaries Adjustments	-	-	$12,600	-
PTO Sell Back	$5,188	-	$5,000	-
Benefits	$327,646	$336,682	$378,168	12.32%
Benefit Expense Allocation	$321,398	$327,187	$371,718	13.61%
Clothing & Uniforms	$6,249	$9,495	$6,450	-32.07%
Utilities	$12,096	$15,016	$16,712	11.29%
Utilities - Telecom Allocation	$12,096	$15,016	$16,712	11.29%
Maintenance	-	$1,400	-	-100.00%
Vehicle Maint Services	-	$1,400	-	-100.00%

Category	2024 Actuals	2025 Adopted	2026 Proposed	2025 Adopted vs. 2026 Proposed (% Change)
Supplies	$7,627	$12,300	$10,118	-17.74%
Office Equipment	$1,937	$2,400	$2,400	0.00%
Office Supplies	$1,231	$2,400	$1,500	-37.50%
Tools & Equipment	$1,100	$4,200	$2,700	-35.71%
Vehicle Fuel	$3,360	$3,300	$3,518	6.61%
Other Expenses	$17,775	$19,500	$18,000	-7.69%
Training	$7,554	$8,400	$8,400	0.00%
Travel & Conferences	$2,349	$4,500	$4,500	0.00%
Books, Publications & Reference Materials	$5,226	$3,000	$3,000	0.00%
Membership Dues	$2,155	$3,000	$1,500	-50.00%
Food & Related Services	$491	$600	$600	0.00%
Debt	$21,310	$32,888	$21,310	-35.20%
Capital Leases - Principal - FCL Enterprise	$15,800	$32,888	$21,310	-35.20%
Capital Leases - Interest - FCL Enterprise	$5,510	-	-	-
Professional Services	$11,277	$20,000	$15,000	-25.00%
Consultation Services	$11,277	$20,000	$15,000	-25.00%
Total Building Inspections	$1,516,219	$1,662,355	$1,775,879	6.83%
Total Expenditures	**$7,508,179**	**$6,547,398**	**$4,501,730**	**-31.24%**

Finance Department

About Us

Who We Are

Mission Statement

The Finance Department is committed to being an effective and efficient financial steward and innovative partner to support all departments in achieving their goals and objectives, delivering exceptional customer service by providing timely resources, services, and consistent guidance to meet our customers' needs.

Department Description

The Finance Department is made up of four divisions; Accounting, Budgeting, Grants, and Utility Billing. Currently, the department has 18 full-time employees and provides a wide range of support services to all departments, the Council, and Town residents.

The department is responsible for day-to-day operations such as: accounts payable, accounts receivable, cashier duties, utility billing, payroll, and bank reconciliation. In conjunction with the IT Department, the Finance Department maintains the Town's Tyler Incode Enterprise Resource Planning system. Additionally, this department is responsible for preparing the monthly financial reports, the Annual Comprehensive Financial Report, and leads the annual audit performed by an independent Certified Public Accountant. The department coordinates and collaborates with all departments to prepare the annual budget and budget document, performs revenue analysis and forecasting, long-term financial planning, tracks sureties and development obligations and Town of Erie Urban Renewal Authority financial activities. The department oversees the grants intake process, proposal submission, and grant compliance for the Town's grant receipt. The Department also oversees the Town's investments of liquid assets and issuance and payment of debts.

Past and Future Acknowledgments

2025 Highlights

- Implemented ClearGov for our Annual Comprehensive Financial Report (ACFR)
- Received the GFOA award for excellence in financial reporting for the ACFR
- Hired the Deputy Director to oversee the Accounting and Utility Billing Divisions
- Continued to build our inventory of training docs for other departments
- Continued to build our grants program

2026 Goals and Objectives

- Expand the Cleargov ACFR program
- Create a Popular Annual Financial Report
- Expansion of the purchasing program, with inventory of training and procedure documents
- Expand year-end closeout procedures and complete yearly audit without findings
- Earn the GFOA budget award
- Continue to receive the GFOA award for our ACFR

2026 Performance Measurements

Goal	Objective	2026 Target
Fiscal Responsibility	Maintain or Increase Bond Ratings:	
	General Obligation Bonds: Aa1	Meets Objective
	Water revenue Bonds: Aa2	Meets Objective
	Wastewater Revenue Bonds : AA-	Meets Objective
Effective Governance	Receive Two GFOA Awards	2 Awards
Fiscal Responsibility	Number of Grants Received	5
Fiscal Responsibility	General Fund Budget to Actuals Percentage	93% Spent
Fiscal Responsibility	Debt Per Capita	$233
Fiscal Responsibility	Debt to Valuation Ratio	0.10
Fiscal Responsibility	Investment Rate of Return/ Benchmark	3.74%/3.66%
Fiscal Responsibility	Number of Purchase Orders Processed	500
Fiscal Responsibility	Total Number of Funded Capital Requests	130

2024-25 Performance Measurement Results

- Bond Ratings:
  - General Obligation Bonds: Aa1
  - Water revenue Bonds: Aa2
  - Wastewater Revenue Bonds : AA-
- GFOA Awards received: 1 - Excellence in Financial Reporting
- Number of purchase orders issued: 544
- Total number of funded capital requests: 188

Finance Financials

Expenditure Summary

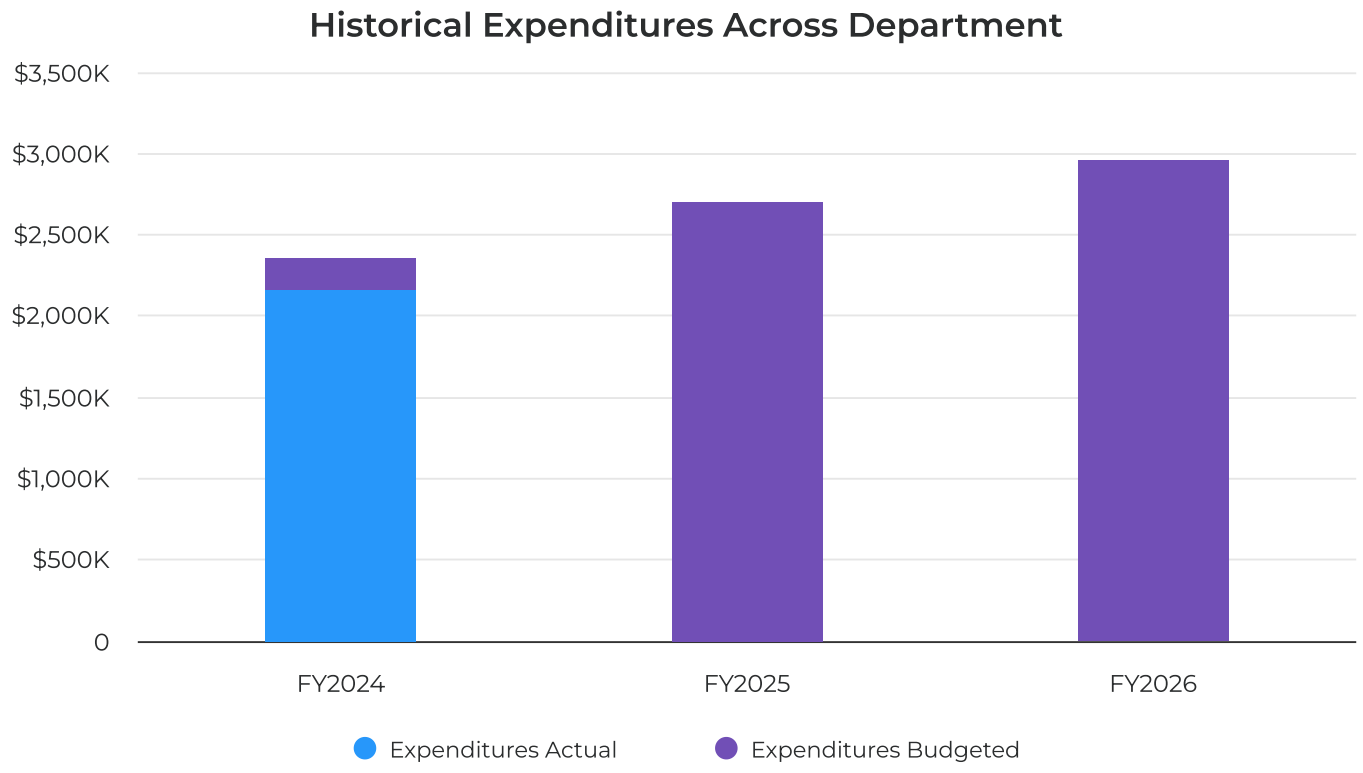

Expenditures by Expense Type

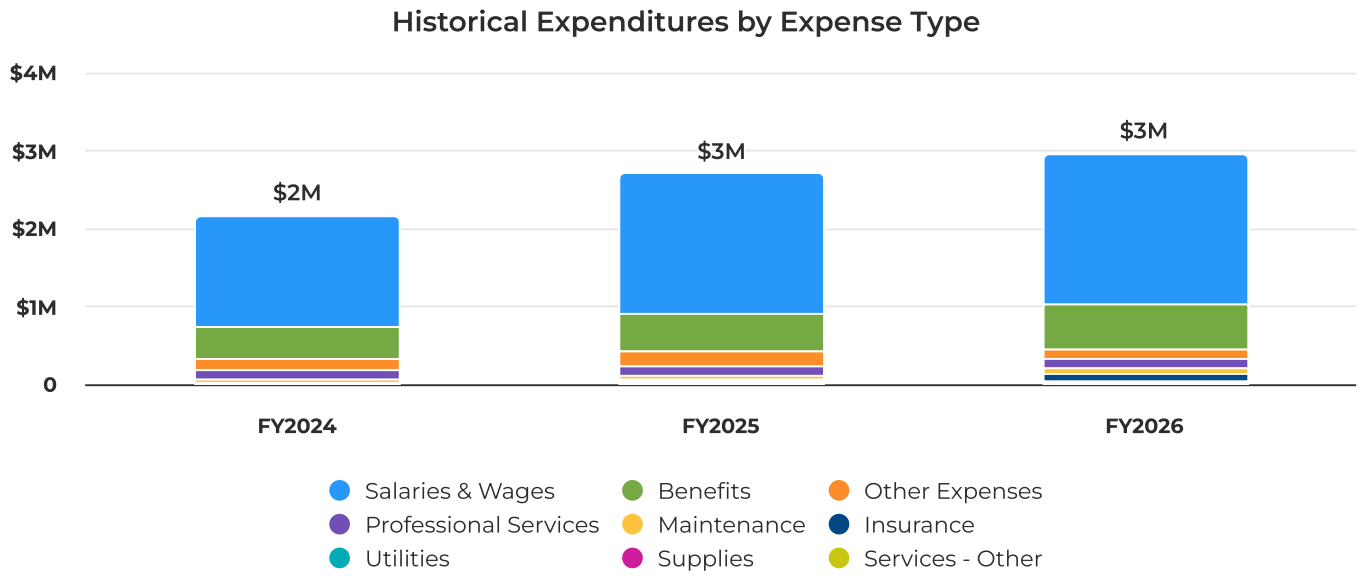

Expenditures by Division

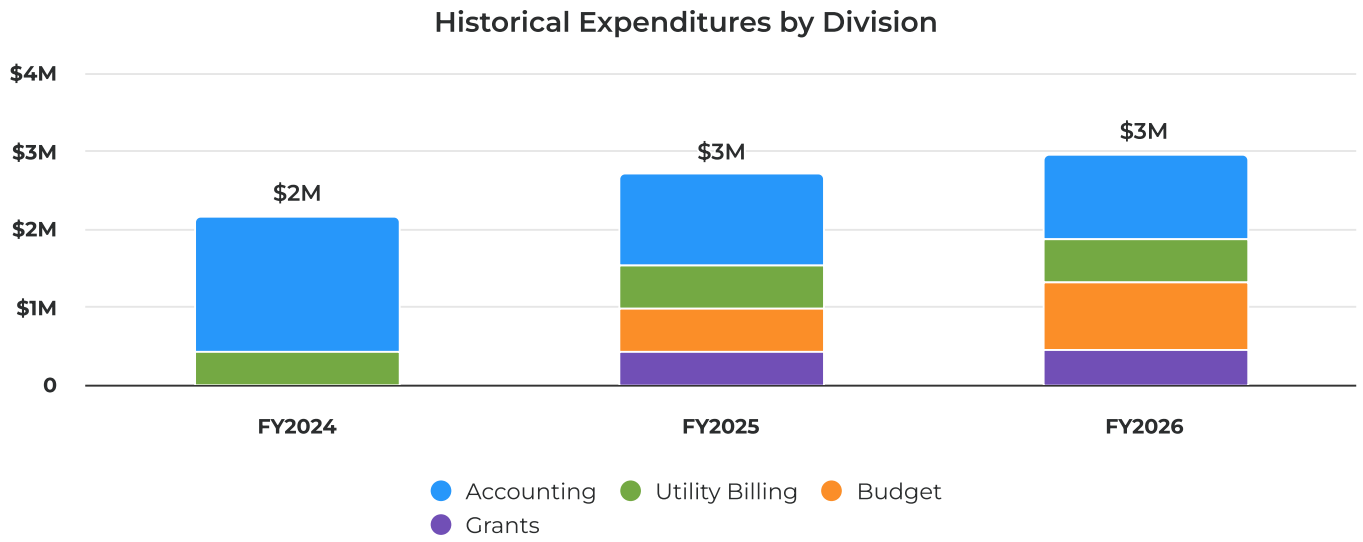

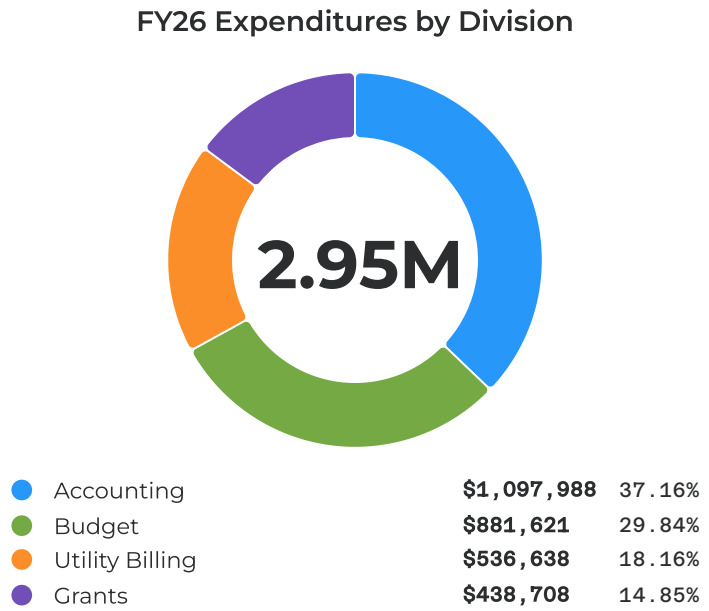

Expenditures by Division

Category	2024 Actuals	2025 Adopted	2026 Proposed	2025 Adopted vs. 2026 Proposed (% Change)
Accounting				
Salaries & Wages	$1,189,399	$748,580	$643,098	-14.09%
Salaries - Regular	$1,180,860	$746,080	$635,598	-14.81%
Salaries - Overtime	$200	$500	$500	0.00%
Salaries - Bonuses	$6,063	$2,000	$2,500	25.00%
PTO Sell Back	$2,276	-	$4,500	-
Benefits	$345,427	$207,069	$184,514	-10.89%
Benefit Expense Allocation	$343,659	$206,649	$184,154	-10.89%
Employee Appreciation Program	$893	-	-	-

Category	2024 Actuals	2025 Adopted	2026 Proposed	2025 Adopted vs. 2026 Proposed (% Change)
Clothing & Uniforms	$874	$420	$360	-14.29%
Utilities	$3,096	$9,972	$8,280	-16.97%
Utilities - Phone Stipend	-	$540	-	-100.00%
Utilities - Telecom Allocation	$3,096	$9,432	$8,280	-12.21%
Maintenance	$39,217	$37,500	$23,500	-37.33%
Maintenance Contracts	$39,217	-	-	-
Software Services & Licenses	-	$37,500	$23,500	-37.33%
Supplies	$2,912	$11,500	$1,500	-86.96%
Furniture Less Than $10K	-	$7,500	-	-100.00%
Office Equipment	$587	-	-	-
Office Supplies	$2,324	$4,000	$1,500	-62.50%
Services - Other	$645	$50	$350	600.00%
Printing & Copy Services	$232	$50	$50	0.00%
Courier Services	$412	-	$300	-
Insurance	$12,804	$16,511	$104,247	531.38%
P&L Insurance Allocation	$12,804	$16,511	$78,391	374.78%
P&L Deductible Allocation	-	-	$25,856	-
Other Expenses	$22,386	$6,900	$6,500	-5.80%
Training	$5,050	$1,200	$1,200	0.00%
Travel & Conferences	$16,425	$4,000	$4,000	0.00%
Books, Publications & Reference Materials	-	$200	-	-100.00%
Membership Dues	$729	$1,000	$1,000	0.00%
Food & Related Services	$182	$500	$300	-40.00%
Professional Services	$123,530	$125,663	$126,000	0.27%
Consultation Services	$18,000	-	-	-
Auditing/Accounting Services	$105,530	$125,663	$126,000	0.27%
Total Accounting	$1,739,415	$1,163,745	$1,097,988	-5.65%
Utility Billing				
Salaries & Wages	$233,352	$312,301	$326,819	4.65%
Salaries - Regular	$229,658	$302,301	$316,319	4.64%
Salaries - Overtime	$844	$7,000	$5,000	-28.57%
Salaries - Bonuses	$1,657	$3,000	$2,500	-16.67%
PTO Sell Back	$1,193	-	$3,000	-
Benefits	$66,407	$83,971	$91,948	9.50%
Benefit Expense Allocation	$66,407	$83,731	$91,648	9.46%
Clothing & Uniforms	-	$240	$300	25.00%
Utilities	-	$4,404	$4,120	-6.45%
Utilities - Phone Stipend	-	$540	-	-100.00%
Utilities - Telecom Allocation	-	$3,864	$4,120	6.63%
Supplies	$4,014	$1,000	$1,500	50.00%
Office Supplies	$4,014	$1,000	$1,500	50.00%
Other Expenses	$118,574	$157,337	$112,250	-28.66%
Training	$902	$800	$800	0.00%
Travel & Conferences	-	$2,000	$500	-75.00%
Postage	$99,395	$80,000	$110,000	37.50%

Category	2024 Actuals	2025 Adopted	2026 Proposed	2025 Adopted vs. 2026 Proposed (% Change)
Books, Publications & Reference Materials	-	$200	$200	0.00%
Membership Dues	-	-	$250	-
Food & Related Services	-	-	$500	-
Bank Charges	$18,277	$74,337	-	-100.00%
Total Utility Billing	$422,348	$559,013	$536,638	-4.00%
Budget				
Salaries & Wages	-	$410,746	$638,902	55.55%
Salaries - Regular	-	$409,246	$637,402	55.75%
Salaries - Bonuses	-	$1,500	$1,500	0.00%
Benefits	-	$113,593	$184,826	62.71%
Benefit Expense Allocation	-	$113,353	$184,676	62.92%
Clothing & Uniforms	-	$240	$150	-37.50%
Utilities	-	$6,311	$8,843	40.12%
Utilities - Phone Stipend	-	$1,080	$540	-50.00%
Utilities - Telecom Allocation	-	$5,231	$8,303	58.73%
Maintenance	-	$15,000	$41,500	176.67%
Software Services & Licenses	-	$15,000	$41,500	176.67%
Supplies	-	$1,000	$500	-50.00%
Office Supplies	-	$1,000	$500	-50.00%
Other Expenses	-	$10,500	$7,050	-32.86%
Training	-	$800	$500	-37.50%
Travel & Conferences	-	$8,000	$5,250	-34.38%
Books, Publications & Reference Materials	-	$200	-	-100.00%
Membership Dues	-	$1,000	$1,000	0.00%
Food & Related Services	-	$500	$300	-40.00%
Total Budget	-	$557,150	$881,621	58.24%
Grants				
Salaries & Wages	-	$320,279	$332,391	3.78%
Salaries - Regular	-	$318,779	$331,391	3.96%
Salaries - Bonuses	-	$1,500	$1,000	-33.33%
Benefits	-	$88,475	$96,195	8.73%
Benefit Expense Allocation	-	$88,295	$96,015	8.74%
Clothing & Uniforms	-	$180	$180	0.00%
Utilities	-	$5,155	$5,397	4.69%
Utilities - Phone Stipend	-	$1,080	$1,080	0.00%
Utilities - Telecom Allocation	-	$4,075	$4,317	5.94%
Supplies	-	$1,000	$200	-80.00%
Office Supplies	-	$1,000	$200	-80.00%
Other Expenses	-	$7,800	$4,525	-41.99%
Training	-	$600	$600	0.00%
Travel & Conferences	-	$6,000	$2,725	-54.58%
Books, Publications & Reference Materials	-	$200	$200	0.00%
Membership Dues	-	$1,000	$1,000	0.00%
Total Grants	-	$422,709	$438,708	3.78%

Category	2024 Actuals	2025 Adopted	2026 Proposed	2025 Adopted vs. 2026 Proposed (% Change)
Total Expenditures	$2,161,763	$2,702,618	$2,954,956	9.34%

Parks and Recreation Department

About Us

Mission Statement

The Parks and Recreation Department builds community through the delivery of exceptional parks, open spaces, trails, facilities, programs, and services.

Department Description

The Parks & Recreation Department is comprised of four separate Divisions: Business Services, Development & Neighborhood Services, Parks & Open Space, and Recreation. The Department has 50 full-time and over 400 part-time employees (71 FTEs). The Department manages and maintains the Erie Community Center, 13 parks, 82 miles of trails, over 1,540 acres of parks, open space and agricultural land, and hosts countless essential programs and services. The Erie Community Center sees approximately 225,000 visitors annually, with an additional 105,000 participating in programs and activities.

BUSINESS SERVICES DIVISION:
Performs a wide variety of highly responsible administrative functions for the Department including financial management, contract management, procurement, data collection and analysis, and reporting. Conducts research, analyzes operations and performance, prepares the Department budget, and assists with strategic planning.

DEVELOPMENT & NEIGHBORHOOD SERVICES DIVISION:
Performs a wide variety of high-level coordination, management, planning and forecasting of development activities and major projects. Assists with long range planning, Department operations, strategic partnerships, volunteer programs, design and construction projects, development plan review, support to boards and committees, and special projects. The Division also serves as the Town's liaison to the over forty Homeowners Associations (HOA) and Metropolitan Districts on resources, funding opportunities, and general operations and maintenance.

PARKS & OPEN SPACE DIVISION:
Plans, organizes, coordinates, and manages the operation and maintenance of parks, open space, trails, sports fields, urban forestry, irrigation systems, cemetery, and landscaped areas at various municipal facilities.

RECREATION DIVISION:
Provides leadership, direction, and oversight to the operations and functions of the Erie Community Center, Ballpark at Erie, Erie Community Park, the Public Art Program, and Coal Creek Park Ice Rink and Splash Pad, including supervision of staff, programs, guest relations, facility maintenance, rental opportunities, birthday parties, and related activities.

The Parks & Recreation Department oversees the expenditure of funds from the General Fund, the Parks Improvement Impact Fund, the Tree Impact Fund, the Conservation Trust Fund and the Trails and Natural Areas Fund.

Past and Future Acknowledgments

2025 ACCOMPLISHMENTS

- Connecting You to Fun PROST Playbook Adopted (Strategic Plan)
- Completed Performing Arts Feasibility Study
- Canary Trail Loop Art Project Completed
- Launched Construction of Schofield Farm Site Improvements, Large Barn & Makerspace
- Awarded (3) Erie Neighborhood Improvement Program Projects
- Ironstone Neighborhood Park in Colliers Hill Completed
- Acquired (4) new open space properties totaling ~130 acres
- Ballpark at Erie Fence Infrastructure Replaced and Painted
- Replacement of Reliance Park Playground Completed
- Replacement of Arapahoe Ridge Concrete Trail Completed
- Installed New Security Lighting Throughout Park System
- Upgraded Longs Peak Park Concrete and Amenities
- Upgraded Agricultural Irrigation at Wise Farms South
- Coal Creek (Center) Open Space Restoration Area Completed
- Updated Tree Inventory of Parks, Facilities, and Streets
- Reduced Water Usage by 5% Across all Passive Turf Areas
- Completed Erie Community Center Expansion and Renovation Study

2025 AWARDS AND CERTIFICATES

Charlene LeRoy – Public Procurement Associate (NIGP)

Brandon Walker – Lifeguard Instructor Trainer Certification

Matt Brown – Aquatic Facility Operator Certification

George Morris – First Aid/AED/CPR Instructor Certification

Brandon Grasmick - Certified Festival and Event Associate

Savannah Shifrin - SPRAT Level 1 Rope Access Technician

Ronja Vaitaitis - Certified Therapeutic Recreation Specialist

Mollie Gunter — Women in Leadership Certificate (UCCS)

2025 GRANTS

- $250,000 State Historic Fund Grant for Restoration of the Schofield Barn
- $25,000 Sunset Trail Connection Planning

2026 GOALS AND OBJECTIVES

- Established the Erie Youth for Change Teen Committee
- Implemented New Contract Lifecycle Management Software
- Partnership Projects with Public Works:

  Opened 0.6 miles of new Coal Creek Regional Trail on King Open Space
  Erie Wetlands Completed
  Upgrades to Briggs Streets Completed

2026 Performance Measurements

- Number of Trees Planted
- Total Visits to the Erie Community Center
- Total Number of Participants in Recreation Activities
- Total Acreage (parks, open space, agricultural)
- Total Trail Miles
- Total Number of Participants in Community Events
- Total Number of Participants in Cultural Art Events
- Number of Parks
- Total Park Visits
- Total Open Space Visits

2024-25 Performance Measurements

2025 Numbers are reflective of activity through August 31, 2025.

	2025	2024	2023
Number of Trees Planted	195	140	-
Total Visits to the Erie Community Center	153,027	211,465	193,438
Total Number of Participants in Recreation Activities	68,709	92,873	81,929
Total Number of Participants in Community Events	24,900	24,834	11,229
Total Number of Participants in Cultural Arts Events	245	2,755	-
Total Rentals (Facility, Field, Park Shelters)	2,653	3,829	2,715
Total Acreage (Parks, Open Space, Agricultural)	1,540	1,540	1,500
Total Trail Miles	82	79	70
Number of Parks	13	13	13
Total Park Visits	625,454	439,219	524,214
Total Open Space Visits	62,150	91,557	68,600

Parks & Recreation Financials

Expenditure Summary

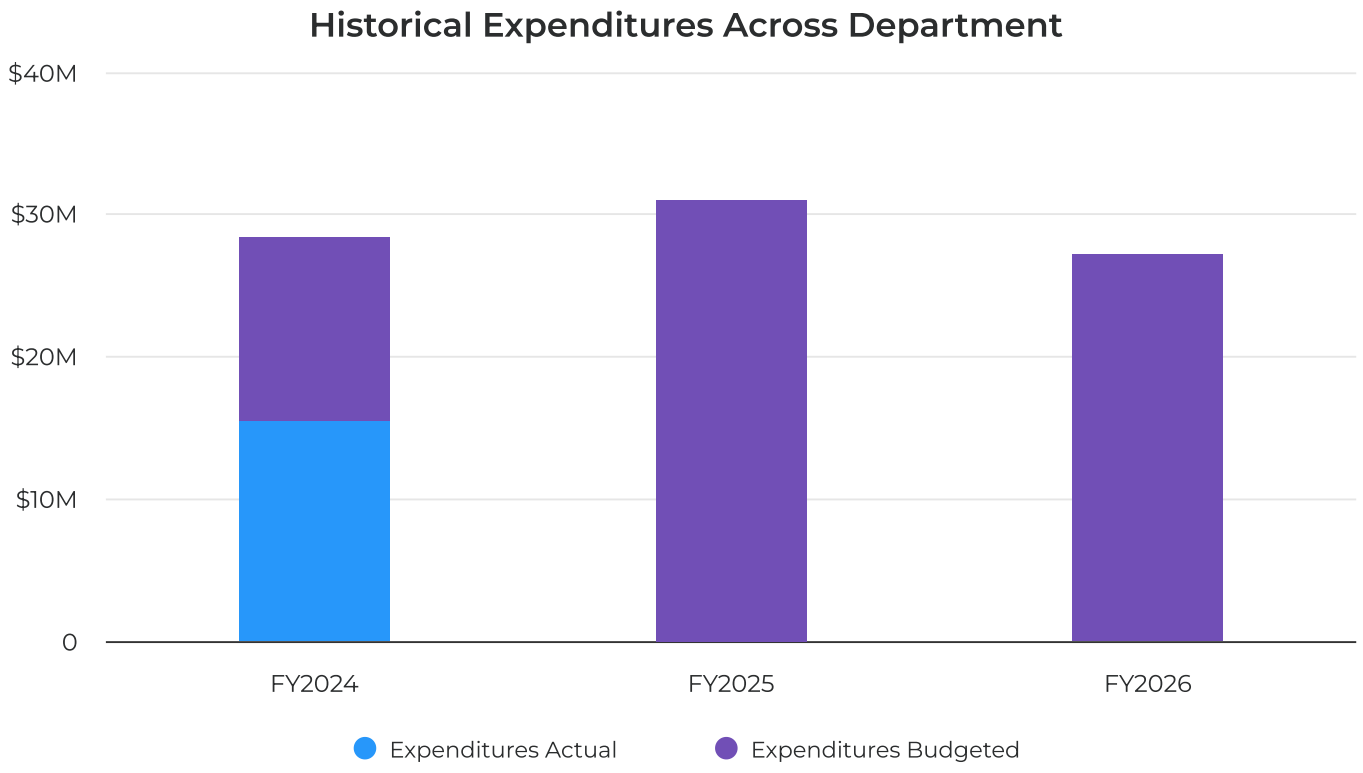

Expenditures by Expense Type

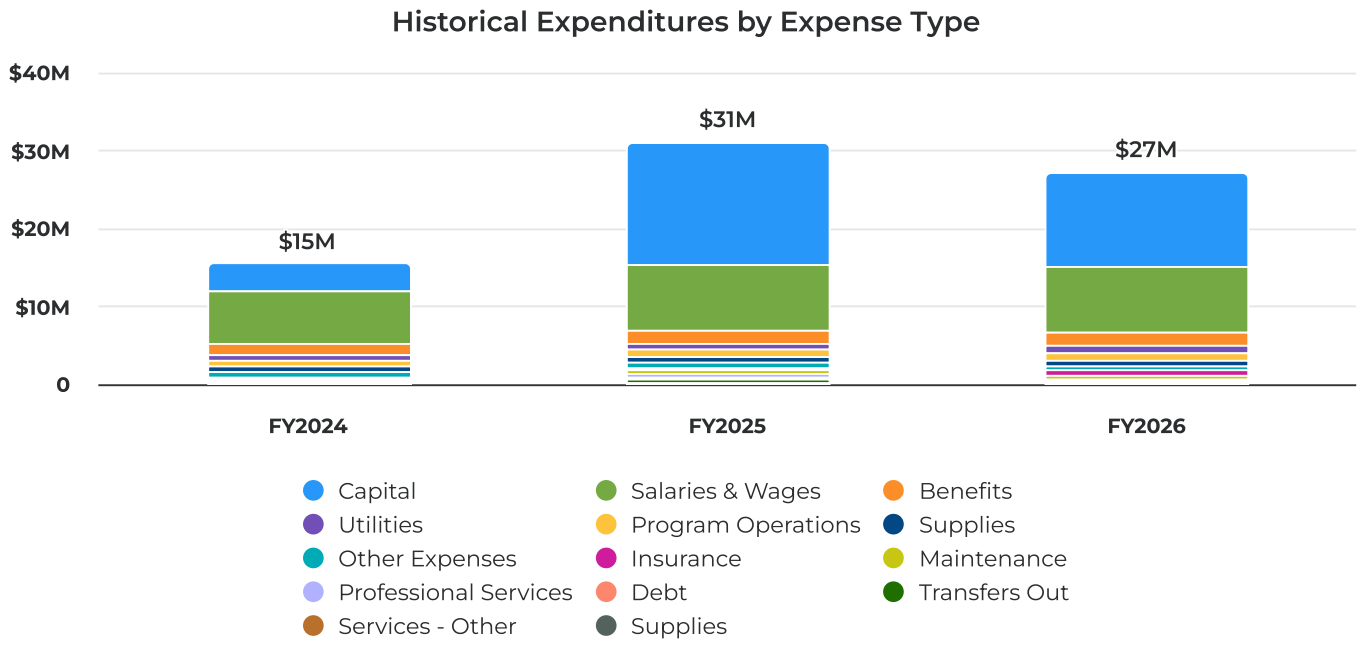

Expenditures by Division

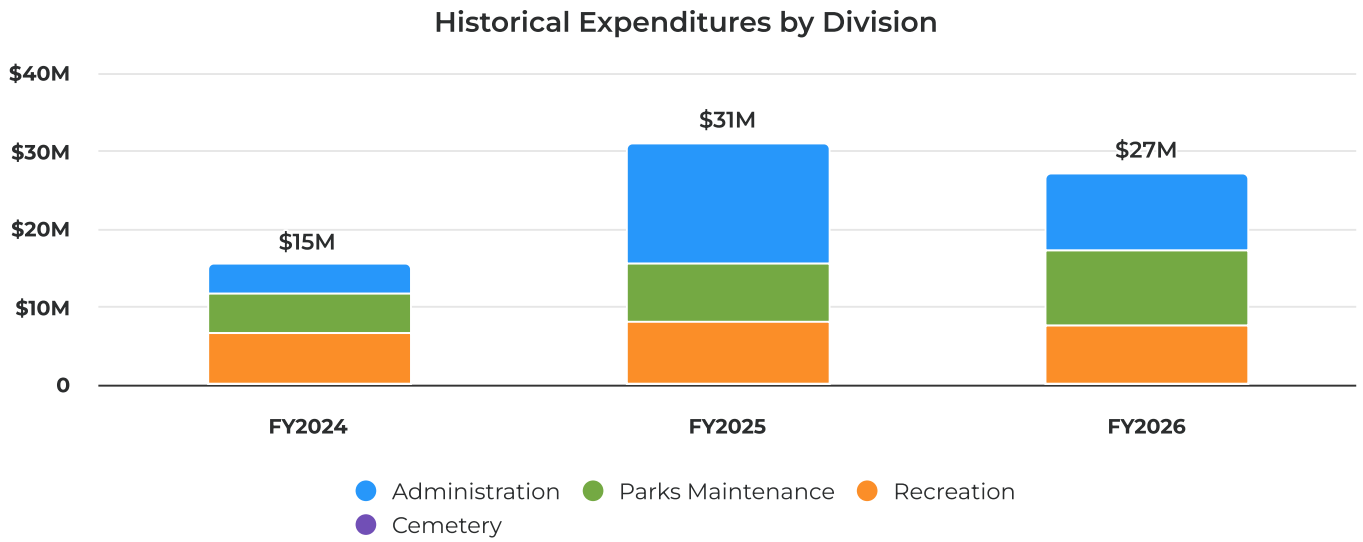

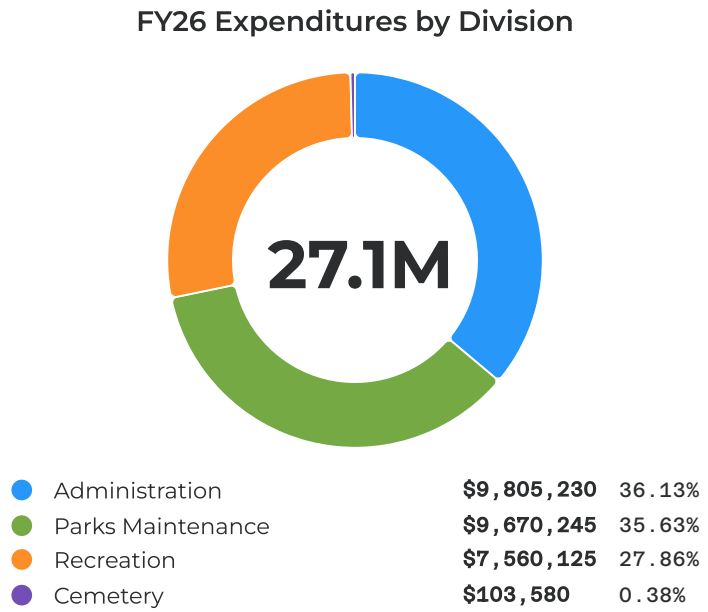

Expenditures by Division

Category	2024 Actuals	2025 Adopted	2026 Proposed	2025 Adopted vs. 2026 Proposed (% Change)
Administration				
Salaries & Wages	$611,272	$787,662	$858,083	8.94%
Salaries - Regular	$589,386	$780,662	$850,583	8.96%
Salaries - Bonuses	$2,960	$4,000	$4,500	12.50%
PTO Sell Back	$3,672	$3,000	$3,000	0.00%
Paid Parental Leave	$15,254	-	-	-
Benefits	$204,679	$229,528	$259,442	13.03%
Benefit Expense Allocation	$179,011	$216,228	$246,442	13.97%
Workers Compensation	$20,089	-	-	-

Category	2024 Actuals	2025 Adopted	2026 Proposed	2025 Adopted vs. 2026 Proposed (% Change)
Employee Appreciation Program	$4,592	$10,300	$10,000	-2.91%
Clothing & Uniforms	$988	$3,000	$3,000	0.00%
Utilities	$55,748	$47,279	$48,380	2.33%
Utilities - Phone Stipend	-	$3,300	$3,300	0.00%
Utilities - Internet/Data Service	-	$34,000	$34,000	0.00%
Utilities - Telecom Allocation	$55,748	$9,979	$11,080	11.03%
Maintenance	-	$43,500	$46,400	6.67%
Software Services & Licenses	-	$43,500	$46,400	6.67%
Supplies	$42,615	$53,707	$60,500	12.65%
Office Supplies	$3,141	$4,500	$4,500	0.00%
Tools & Equipment	-	$1,000	$1,000	0.00%
Tools & Equipment - E-Cargo Bike Grant	-	$8,207	-	-100.00%
Trees & Plants	$39,474	$40,000	$55,000	37.50%
Services - Other	$760	$500	$500	0.00%
Printing & Copy Services	$731	$500	$500	0.00%
Courier Services	$29	-	-	-
Program Operations	$88,111	$109,000	$148,600	36.33%
Program Operations - Public Art	-	$5,000	$26,800	436.00%
Program Operations	-	$4,000	-	-100.00%
Tree Certificate Redemption - New Construction	$400	$60,000	$61,800	3.00%
Tree Incentive Programs - Parks Program	$87,711	$40,000	$60,000	50.00%
Insurance	$261,552	$334,495	$645,050	92.84%
Property & Liability Insurance	$2,052	-	-	-
P&L Insurance Allocation	$259,500	$334,495	$486,932	45.57%
P&L Deductible Allocation	-	-	$158,118	-
Other Expenses	$233,688	$203,200	$107,650	-47.02%
Training	$920	$10,300	$10,300	0.00%
Travel & Conferences	$12,107	$10,300	$10,300	0.00%
Postage	-	-	$1,000	-
Books, Publications & Reference Materials	$100	$500	$250	-50.00%
Membership Dues	$7,890	$7,000	$8,900	27.14%
Special Events	$2,011	-	$1,000	-
Advertising & Publishing	$5,849	$18,600	$18,900	1.61%
Food & Related Services	$5,927	$6,500	$7,000	7.69%
Noncap Reclass (PD 13)	$69,844	-	-	-
IGA Reimbursements	$100,000	$150,000	$50,000	-66.67%
County Treasurers' Fees	$27,742	-	-	-
Bank Charges	$1,271	-	-	-
Permits, Licenses & Other Fees - FCL Enterprise	$26	-	-	-
Capital	$2,219,785	$12,734,219	$7,420,625	-41.73%
Furniture - Schofield Farm	$45,199	-	-	-

Category	2024 Actuals	2025 Adopted	2026 Proposed	2025 Adopted vs. 2026 Proposed (% Change)
Furniture	$6,915	-	-	-
Construction - Schofield Farm	$17,417	-	-	-
Construction - Community Art Program	$49,148	-	-	-
Noncap Reclass (Pd 13)	-$69,844	-	-	-
Schofield Farm Redevelopment	-	$18,001	-	-100.00%
Construction - Community Art Program	-	$85,851	$170,625	98.75%
Boneyard Redesign	-	-	$110,000	-
Construction	-	$45,000	-	-100.00%
Land - Open Space Acquisition	$2,699,504	-	-	-
Construction - Schofield Farm	$7,892	$1,092,107	-	-100.00%
Construction - Old Town Reach 1	$282,312	$50,412	-	-100.00%
Construction - Wise Farm	-	$50,000	-	-100.00%
Construction - Open Space Restoration Projects	$342,482	$112,196	-	-100.00%
Construction - Sunset Area Plan	-	$1,973,583	-	-100.00%
Construction - Coal Creek Park Redevelopment	-	$58,000	-	-100.00%
Construction - DGC	-	-	$90,000	-
Construction - Schofield Farm	$170,930	$9,174,069	-	-100.00%
Construction - Compass Park	$58,260	-	$3,350,000	-
Construction - Morgan Hill	-	-	$3,650,000	-
Construction - Schofield Farm	-	$75,000	-	-100.00%
Compass Park	-	-	$25,000	-
Morgan Hill	-	-	$25,000	-
Capitalized Assets - Enterprise Funds (P 13)	-$305,578	-	-	-
Depreciation (P 13)	$139,861	-	-	-
Amortization (P 13)	$189,539	-	-	-
Loss on Disposition of Capital Assets (P 13)	$125,000	-	-	-
Capitalized Assets (P 13)	-$4,579,173	-	-	-
Depreciation (P 13)	$3,039,921	-	-	-
Debt	-$126,531	-	-	-
Principal Payment Offset - FCL Enterprise	-$126,531	-	-	-
Transfers Out	-	$483,076	-	-100.00%
Transfer to General Fund	-	$483,076	-	-100.00%
Professional Services	$168,919	$413,548	$210,000	-49.22%
Consultation Services	$140,575	$352,853	$210,000	-40.49%
Consultation Services - Community Art Program	$22,575	$36,040	-	-100.00%
Consultation Services - Reimbursable	$5,770	$8,655	-	-100.00%
Consultation Services	-	$16,000	-	-100.00%
Total Administration	$3,760,599	$15,439,715	$9,805,230	-36.49%

Category	2024 Actuals	2025 Adopted	2026 Proposed	2025 Adopted vs. 2026 Proposed (% Change)
Parks Maintenance				
Salaries & Wages	$1,934,033	$2,323,386	$2,591,092	11.52%
Salaries - Regular	$1,568,511	$1,619,389	$1,745,789	7.81%
Salaries - Part-time	$329,320	$644,777	$670,871	4.05%
Salaries - Overtime	$27,086	$30,300	$32,880	8.51%
Salaries - Bonuses	$6,061	$5,000	$5,000	0.00%
Salaries Adjustments	-	$23,920	$21,500	-10.12%
PTO Sell Back	$1,608	-	$3,000	-
Paid Parental Leave	$1,448	-	-	-
Salaries - Regular	-	-	$112,052	-
Benefits	$519,132	$541,943	$625,862	15.48%
Benefit Expense Allocation	$498,549	$511,143	$562,397	10.03%
Employee Appreciation Program	-	$5,800	$6,000	3.45%
Clothing & Uniforms	$20,583	$25,000	$25,000	0.00%
Benefit Expense Allocation	-	-	$32,465	-
Utilities	$582,420	$539,731	$534,470	-0.97%
Utilities - Electric Service	$139,023	$78,300	$78,300	0.00%
Utilities - Waste Disposal Service	-	$5,000	$5,000	0.00%
Utilities - Water Service	$409,368	$417,690	$417,690	0.00%
Utilities - Phone Stipend	-	$540	$540	0.00%
Utilities - Internet/Data Service	-	$17,500	-	-100.00%
Utilities - Telecom Allocation	$31,104	$20,701	$32,940	59.12%
Utilities - Reimbursable	$2,925	-	-	-
Maintenance	$71,380	$140,000	$353,400	152.43%
Maintenance Contracts	$13,358	$48,000	$303,400	532.08%
Bldgs/Grounds Maint Services	$140	-	-	-
Bldgs/Grounds Maint Servc - Park Fixture Replace	$53,315	$50,000	$50,000	0.00%
Vehicle Maint Services	-	$12,000	-	-100.00%
Equipment Maint Services	$4,568	$30,000	-	-100.00%
Supplies	$601,031	$602,500	$442,758	-26.51%
Bldgs/Grounds Maint Supplies	$249	-	-	-
Office Supplies	$7,285	$8,000	$8,000	0.00%
Tools & Equipment	$17,737	$16,000	$31,000	93.75%
Safety Supplies	$6,995	$7,350	$7,600	3.40%
Park Maint Supplies	$201,539	$174,400	$72,500	-58.43%
Open Space/Trails Maint Supplies	$81,221	$92,300	$38,000	-58.83%
Trees & Plants	$15,582	$18,900	$19,500	3.17%
Forestry Maint Supplies	$54,107	$56,700	$34,700	-38.80%
Sprinkler Syst Maint Supplies	$46,718	$49,000	$42,250	-13.78%
Athletic Field Maint Supplies	$47,526	$38,850	$39,000	0.39%
Playground Maint Supplies	$11,218	$9,000	$18,000	100.00%
Vandalism Maint Supplies	$8,680	$30,000	$15,000	-50.00%
Vehicle Maint Supplies	$10	-	-	-

Category	2024 Actuals	2025 Adopted	2026 Proposed	2025 Adopted vs. 2026 Proposed (% Change)
Equipment Maint Supplies	$8,057	$7,000	$7,000	0.00%
Vehicle Fuel	$45,876	$45,000	$43,208	-3.98%
Shop Supplies	$48,230	$50,000	$67,000	34.00%
Services - Other	$19,975	$27,000	$1,000	-96.30%
Staffing Services	$19,975	$26,000	-	-100.00%
Printing & Copy Services	-	$1,000	$1,000	0.00%
Program Operations	$36,712	$53,550	$53,550	0.00%
Program Operations	$2,002	-	-	-
Mosquito Control Program	$34,709	$53,550	$53,550	0.00%
Other Expenses	$78,345	$90,500	$108,150	19.50%
Training	$8,110	$4,400	$4,550	3.41%
Travel & Conferences	$8,496	$13,100	$13,500	3.05%
Books, Publications & Reference Materials	$284	$1,000	$500	-50.00%
Membership Dues	$2,555	$3,000	$3,100	3.33%
Equipment/Vehicle Rental - Operating Lease	$6,869	$12,000	$26,500	120.83%
Restroom Rental	$52,032	$57,000	$60,000	5.26%
Capital	$1,046,474	$2,851,966	$4,677,083	64.00%
Other Equipment	$6,012	-	-	-
Construction - POST	$291,832	-	-	-
Construction - Playground Replacements	-	$350,000	$662,625	89.32%
Construction - Coal Creek Park Dev.	-	-	$83,950	-
Construction - Park Fixture Replacements	-	$590,000	$50,000	-91.53%
Construction - POST Infrastructure Replacements	-	$265,367	$40,000	-84.93%
Construction - Trail Signage Program	$137,686	$80,000	$60,000	-25.00%
Construction - Trail Connector	$256,242	$732,184	$480,000	-34.44%
Construction - Coal Creek - Open Space Reclamation	-	$95,000	$51,757	-45.52%
Construction	-	-	$1,700,000	-
Construction	-	$27,517	-	-100.00%
Coal Creek North - Open Space Restoration	-	-	$163,756	-
Construction - Erie Community Park	-	$300,000	$473,800	57.93%
Construction - Irrigation Upgrades	$10,660	-	$375,000	-
Construction - Parking Lot Improvements - P&R	$148,762	-	$393,750	-
Other Equipment - Equipment - New	$9,864	$150,300	-	-100.00%
Heavy Equipment - Equipment - New	$185,414	$146,163	$75,120	-48.61%

Category	2024 Actuals	2025 Adopted	2026 Proposed	2025 Adopted vs. 2026 Proposed (% Change)
Heavy Equipment - Replacement	-	$115,436	$67,325	-41.68%
Debt	$171,519	$316,887	$275,880	-12.94%
Capital Leases - Principal - FCL Enterprise	$121,032	$316,887	$275,880	-12.94%
Capital Leases - Interest - FCL Enterprise	$50,488	-	-	-
Professional Services	$6,350	$7,000	$7,000	0.00%
Consultation Services	$6,350	$7,000	$7,000	0.00%
Total Parks Maintenance	$5,067,371	$7,494,463	$9,670,245	29.03%
Recreation				
Salaries & Wages	$4,202,444	$5,261,382	$4,927,983	-6.34%
Salaries - Regular	$1,698,609	$1,863,765	$2,076,317	11.40%
Salaries - Regular - Active Adults	-	$68,186	-	-100.00%
Salaries - Regular - Aquatics Operations	-	$199,064	-	-100.00%
Salaries - Regular - Guest Service Operations	-	$248,273	-	-100.00%
Salaries - Regular - Youth Sports Misc	-	$130,216	-	-100.00%
Salaries - Part-time	$520,578	$36,419	$38,951	6.95%
Salaries - Part-time - Active Adults	$17,255	$73,954	$81,986	10.86%
Salaries - Part-time - Aquatics Operations	$576,405	$555,162	$602,765	8.57%
Salaries - Part-time - Fitness Operations	$136,896	$293,446	$349,485	19.10%
Salaries - Part-time - General Recreation	$357,639	$407,876	$336,718	-17.45%
Salaries - Part-time - Guest Service Operations	$536,788	$761,100	$710,635	-6.63%
Salaries - Part-time - Rentals	$27,323	$98,132	$95,670	-2.51%
Salaries - Part-time - Special Events	-	$54,642	$128,287	134.78%
Salaries - Part-time - Youth Sports Misc	$253,456	$319,014	$345,080	8.17%
Salaries - Part-time - Youth & TR	-	$55,033	$72,677	32.06%
Salaries - Overtime	$5,086	-	-	-
Salaries - Overtime - Active Adults	-	$300	$579	93.00%
Salaries - Overtime - Aquatics Operations	$7,523	$19,800	$5,986	-69.77%
Salaries - Overtime - Fitness Operations	$1,811	$6,200	$350	-94.35%
Salaries - Overtime - General Recreation	$813	$9,600	$2,085	-78.28%
Salaries - Overtime - Guest Service Operations	$5,802	$28,300	$5,739	-79.72%
Salaries - Overtime - Rentals	-	$1,500	$1,058	-29.47%

Category	2024 Actuals	2025 Adopted	2026 Proposed	2025 Adopted vs. 2026 Proposed (% Change)
Salaries - Overtime - Special Events	-	$200	$367	83.50%
Salaries - Overtime - Youth Sports Misc	$1,866	$2,000	$1,772	-11.40%
Salaries - Overtime - Youth & TR	-	$200	$176	-12.00%
Salaries - Bonuses	$13,633	$12,000	$15,000	25.00%
Salaries Adjustments	-	$5,000	$44,300	786.00%
PTO Sell Back	$10,173	$12,000	$12,000	0.00%
Paid Parental Leave	$30,786	-	-	-
Benefits	$748,024	$821,993	$878,561	6.88%
Benefit Expense Allocation	$726,934	$773,993	$834,561	7.83%
Employee Appreciation Program	$4,967	$17,600	$17,600	0.00%
Clothing & Uniforms	$15,123	$30,400	$26,400	-13.16%
Employee Relocation	$1,000	-	-	-
Utilities	$216,144	$240,952	$288,269	19.64%
Utilities - Electric Service	$147,382	$165,000	$165,000	0.00%
Utilities - Waste Disposal Service	$600	$2,500	$2,500	0.00%
Utilities - Water Service	$32,384	$35,100	$35,100	0.00%
Utilities - Phone Stipend	-	$10,800	$11,340	5.00%
Utilities - Internet/Data Service	$9,804	$11,300	$11,300	0.00%
Utilities - Telecom Allocation	$25,974	$16,252	$63,029	287.82%
Maintenance	$53,509	$121,450	$71,300	-41.29%
Bldgs/Grounds Maint Services	$24,406	$31,000	$13,100	-57.74%
Bldgs/Grounds Maint Services - ECC Improvements	$14,009	$56,250	$11,400	-79.73%
Bldgs/Grounds Maint Services - Pool/ Sprayground	-	$13,000	$21,300	63.85%
Office Equipment Maint Services - ECC Pool/Spray	$6,160	-	-	-
Vehicle Maint Services	-	$1,600	-	-100.00%
Equipment Maint Services	$8,934	$19,600	$25,500	30.10%
Supplies	$99,112	$113,500	$136,046	19.86%
Office Supplies	$5,837	$6,100	$6,100	0.00%
Printer Supplies	$142	-	-	-
Tools & Equipment	-	$500	$500	0.00%
Safety Supplies	$17,079	$17,600	$21,200	20.45%
Concession Supplies	$29,109	$39,600	$37,600	-5.05%
Pool Chemicals/Maint Supplies	$33,216	$36,200	$36,900	1.93%
Fitness Equip Maint Supplies	$13,163	$13,000	$31,000	138.46%
Equipment Maint Supplies	$50	-	-	-
Vehicle Fuel	$516	$500	$2,746	449.20%
Services - Other	$25,472	$32,100	$32,300	0.62%
Printing & Copy Services	$25,472	$32,100	$32,300	0.62%
Supplies	-	$40,000	$29,716	-25.71%
Equipment Less Than $10K	-	$40,000	$29,716	-25.71%
Program Operations	$642,839	$699,600	$720,600	3.00%

Category	2024 Actuals	2025 Adopted	2026 Proposed	2025 Adopted vs. 2026 Proposed (% Change)
Program Operations - Active Adults	$61,643	$84,700	$87,900	3.78%
Program Operations - Adult Basketball	$517	$1,000	$1,400	40.00%
Program Operations - Adult Softball	$10,031	$14,000	$13,600	-2.86%
Program Operations - Adult Sports Misc	$16,218	$15,100	$19,100	26.49%
Program Operations - Adult Volleyball	$378	$700	$800	14.29%
Program Operations - Aquatics Operations	$27,278	$26,400	$16,200	-38.64%
Program Operations - Camp Erie	$67,461	$88,500	$90,300	2.03%
Program Operations - Climbing Operations	$3,043	$3,100	$4,400	41.94%
Program Operations - ECC Operations	$9,984	$13,500	$13,500	0.00%
Program Operations - ECP Operations	$6,949	$10,800	$8,600	-20.37%
Program Operations - Fitness Operations	$48,874	$30,700	$24,700	-19.54%
Program Operations - General Recreation	$69,860	$4,300	$4,300	0.00%
Program Operations - Guest Service Operations	$100,305	$105,700	$109,700	3.78%
Program Operations - Rentals - ECC Facility	$7,830	$11,000	$11,800	7.27%
Program Operations - Youth Baseball/Softball	$36,335	$31,000	$43,500	40.32%
Program Operations - Youth Basketball	$32,858	$30,000	$39,600	32.00%
Program Operations - Youth Football	$14,517	$15,800	$17,000	7.59%
Program Operations - Youth Soccer	$42,139	$45,500	$47,500	4.40%
Program Operations - Youth Sports Misc	$67,469	$47,700	$57,600	20.75%
Program Operations - Youth Volleyball	$2,903	$9,500	$8,700	-8.42%
Program Operations - Youth & TR	-	$89,000	$79,400	-10.79%
Program Operations - Cultural Arts	-	$21,600	$21,000	-2.78%
Prgrm Op -Camp Erie -CDHS Stimulus I	$7,023	-	-	-
Program Operations - Erie Active Adults	$2,200	-	-	-
Program Operations -CDHS Stimulus II	$7,023	-	-	-
Other Expenses	$404,025	$406,500	$412,750	1.54%

Category	2024 Actuals	2025 Adopted	2026 Proposed	2025 Adopted vs. 2026 Proposed (% Change)
Training	$3,173	$3,000	$5,000	66.67%
Travel & Conferences	$20,967	$10,000	$14,000	40.00%
Membership Dues	$408	$500	$800	60.00%
Special Events	$196,027	$228,000	$228,000	0.00%
Advertising & Publishing	$199	-	-	-
Equipment/Vehicle Rental - Operating Lease	$16,371	$15,000	$1,750	-88.33%
Registration Software Fees	$166,880	$150,000	$163,200	8.80%
Capital	$183,848	$142,110	$62,600	-55.95%
Construction - ECC Improvements	$90,875	-	-	-
Construction - ECC Pool/Spray	$26,888	-	-	-
Recreation Equipment	-	$54,000	$36,000	-33.33%
Construction - ECC Pool/ Sprayground Equipment	-	$76,360	$26,600	-65.17%
Recreation Equipment - Equip Replacement	$66,086	-	-	-
Heavy Equipment	-	$11,750	-	-100.00%
Debt	$9,642	$55,494	-	-100.00%
Capital Leases - Principal - AAA Grant	$5,991	-	-	-
Capital Leases - Principal	-	$55,494	-	-100.00%
Capital Leases - Interest - AAA Grant	$3,652	-	-	-
Transfers Out	-	-	-	-
Trans to Fleet & Equip Acquistion Fund - AAA Grant	-	-	-	-
Professional Services	$2,600	-	-	-
Consultation Services	$2,600	-	-	-
Total Recreation	$6,587,658	$7,935,081	$7,560,125	-4.73%
Cemetery				
Utilities	$290	$580	$580	0.00%
Utilities - Electric Service	$290	$580	$580	0.00%
Maintenance	$81,933	$100,000	$103,000	3.00%
Bldgs/Grounds Maint Services	$81,933	$100,000	$103,000	3.00%
Supplies	-	$5,700	-	-100.00%
Bldgs/Grounds Maint Supplies	-	$5,700	-	-100.00%
Total Cemetery	$82,223	$106,280	$103,580	-2.54%
Total Expenditures	**$15,497,851**	**$30,975,539**	**$27,139,180**	**-12.39%**

Police Department

About Us

- Mission Statement: Serving and protecting our community with honor.
- Values: Integrity, Impartiality, Courage, Compassion, Dedication, Accountability, and Excellence
- Vision Statement: To be highly trained police professionals committed to our community.

Department Description: Erie Police Department serves the residents of Erie, Colorado with a patrol and response responsibility for 48 square miles. The department consists of 48 state-certified officers and 11 civilian staff. Additionally, about 51 volunteers support police operations. The department responds to calls for service, which include incidents involving in-progress crimes and emergency life-threatening situations such as traffic crashes or other accidents. The Erie Police Department is committed to working with community members to provide a safe and welcoming town for everyone while providing selfless service in times of need.

Past and Future Acknowledgments

2025 Highlights

Safety

- Published a 5 –year comparison of crime statistics in the annual report.
- Maintained property and violent crimes rates well below the state and national average.
- Conducted traffic enforcement efforts at high collision locations.

Engagement

- Hosted Community and Youth Academies and numerous additional events in 2025, including National Night Out and Coffee with a Cop.
- Deployed an online tool, accessible to all community members, which shows the approximate location and frequency of recent calls for service.
- Hired a full-time Victim's Advocate to help crime victims navigate the criminal justice system.

Efficiency

- Completed the design for expansion of our current building with construction planned to start in 2026.
- Satisfied all Colorado POST training requirements and established a comprehensive training plan for all employees.
- Expanded our unmanned aerial system program to utilize crime scene and crash scene mapping capabilities.
- Upgraded our body-worn camera program, utilizing Artificial Intelligence to assist with report writing and to automatically turn the camera on when an officer needs to draw his weapon in the field.
- Expanded the K9 program, with an additional handler and an additional multi-use K9.
- Colorado Association of Chiefs of Police Accreditation was completed in September. This accreditation is valid until 2030.
- Both evidence technicians became International Association of Property and Evidence certified, and all Records personnel are now Colorado Certified Records Network certified.

2026 Goals and Objectives

Safety

- Maintain crime rates below the national average.
- Deploy a 3rd traffic officer, bringing the total number of sworn officers dedicated to traffic safety to 4.
- Publish 5 –year comparison of crime statistics in the annual report.
- Conduct traffic enforcement efforts at high collision locations
- **Engagement**
- Host engagement events including Community and Youth Academies, as well as National Night Out and Coffee with a Cop.
- Continue to provide weekly police activity updates through social media.
- Participate in two community service events or programs, such as Special Olympics fundraisers or Honor Flight volunteer

Efficiency

- Complete and implement plans for phased operations during the construction of the police building expansion.
- Assist with the construction on-site for expanded police facilities
- Meet all Colorado POST training requirements for sworn personnel.
- Implement auto-tagging for body worn camera footage for officers in the field.

2026 Performance Measurements

Calls for service -

Crimes

- Theft -
- Vehicle theft -
- Weapons -
- Drugs -
- Criminal mischief -
- Arson -
- Sex offense -
- Aggravated assault -
- Simple assault -
- Robbery -

Traffic

- Collisions
  - Property -
  - Injury -

Educational traffic stops -

Citation traffic stops -

Reports disseminated

- Police Reports:
- Body Worn Camera Videos:

Staffing

- Sworn Full Time Employees (authorized 48):
- Nonsworn:

Training Hours

- Department-wide: # hours

Sworn personnel: # hours

Community Outreach

# of events

Public Information Education

# of posts

Facebook:

NotifyMe (Police News and Advisory):

Instagram:

X:

Threads:

Nextdoor:

Ring:

TikTok:

Erie Edition Utility Bill:

2024-25 Performance Measurement Results

Dec 1, 2024 to Sept 1, 2025 (Updated measures will be added to reflect a full year after Dec 1, 2025)

Calls for service - 15,195 YTD (August)

Crime Reports

- Theft - 180
- Vehicle Theft - 19
- Weapons - 5
- Drugs - 19
- Criminal mischief - 71
- Arson - 2
- Sex offense - 3
- Aggravated assault - 16
- Simple assault - 69
- Robbery - 3

Traffic

- Collisions
  - Property - 184
  - Injury - 36

Educational traffic stops - 2380

Citation traffic stops – 1085

Reports disseminated

- Police Reports: 1253
- Body Worn Camera Videos: 341

Staffing

- Sworn Full Time Employees (authorized 48): 45
- Nonsworn: 11

Training Hours

- Department-wide: 4975 hours
- Sworn personnel: 4775 hours

Community Outreach

More than 28 events participated:

Community Academy: March-May 2025

Polar Plunge Benefitting Special Olympics March 2025

Town Fair: May 2025

Red Hawk Elementary Touch a Truck: May 2025

Meadowlark School Carnival: May 2025

PRIDE Event: May 2025

Teen Academy: July 2025

Erie Commons 4th of July Parade: July 2025

Town Future Public Servants Day Touch a Truck: July 2025

Lafayette Public Safety Day Touch a Truck: July 2025

National Night Out: August 2025

ECC Touch a Truck: August 2025

Coffee with a Cop: October 2025

Halloween Safety Stop: October 2025

Teen Use of Substances Classes (5)

Meadowlark silent auction: Officer escort and department tour

Poster Contest: Initiative led by Optimist club,

Parade of Lights

Tours and Presentations Hosted: 20

Public Information Education

More than 515 posts

Facebook: 177 posts with 1,784,019 views

NotifyMe (Police News and Advisory): 24

Instagram: 99

X: 87

Threads: 49

Nextdoor: 37

Ring: 1

TikTok: 31

Erie Edition Utility Bill: 10

Police Financials

Expenditure Summary

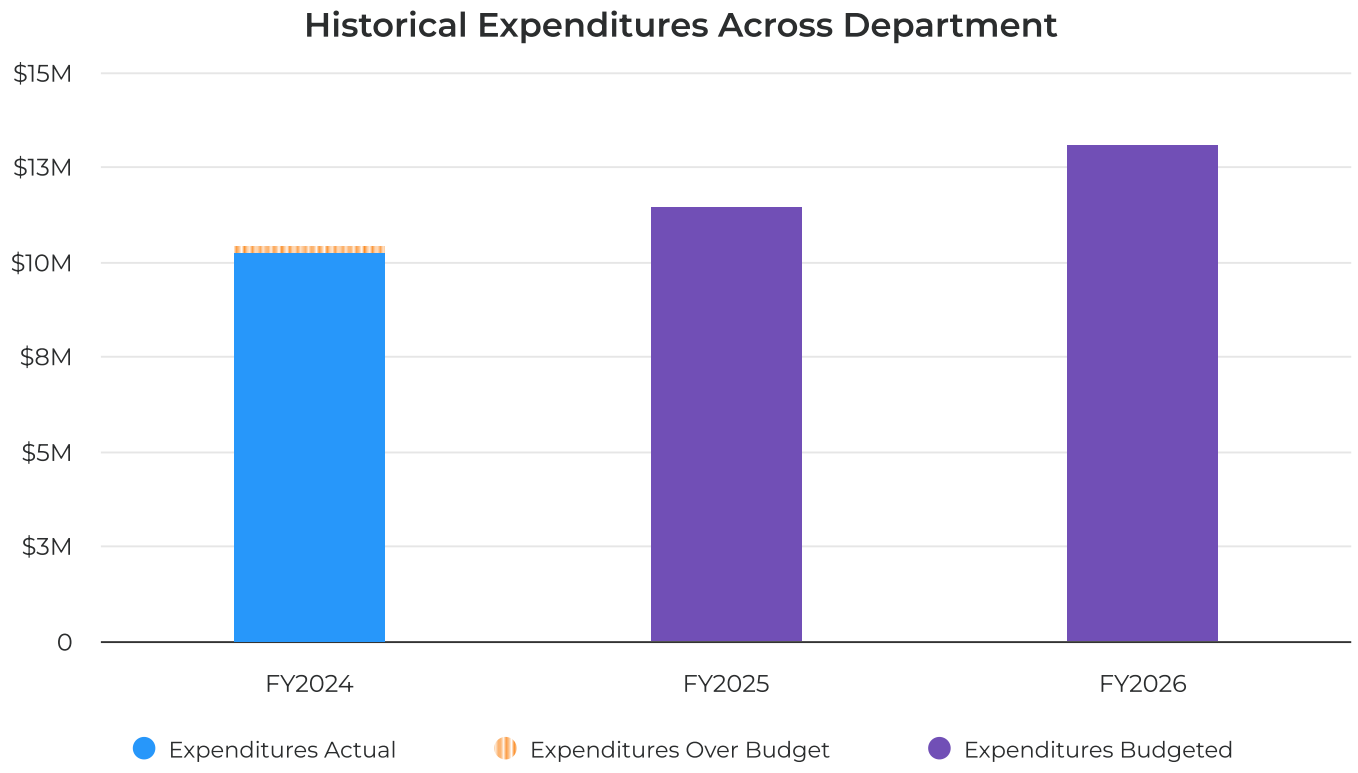

Expenditures by Expense Type

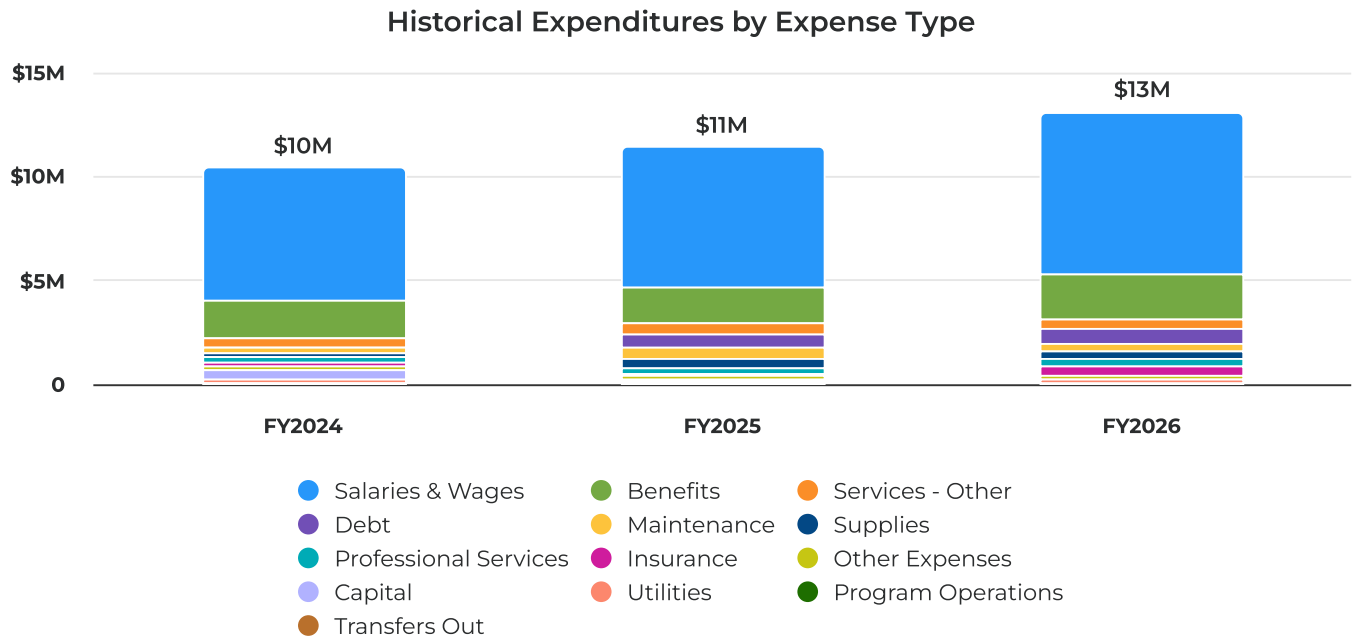

Expenditures by Division

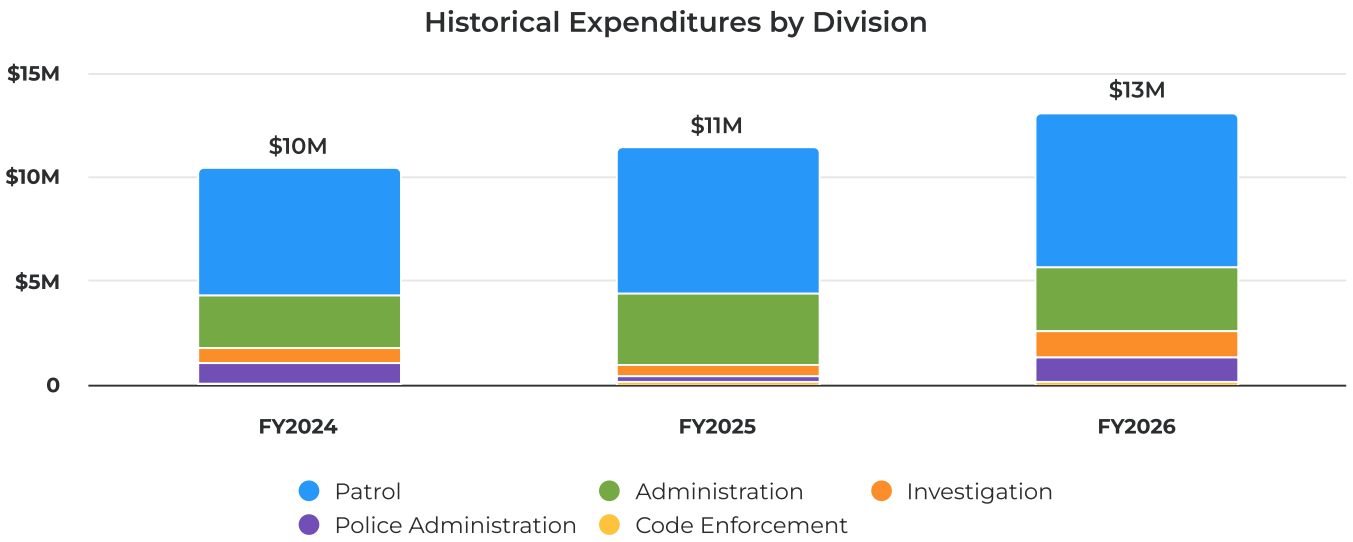

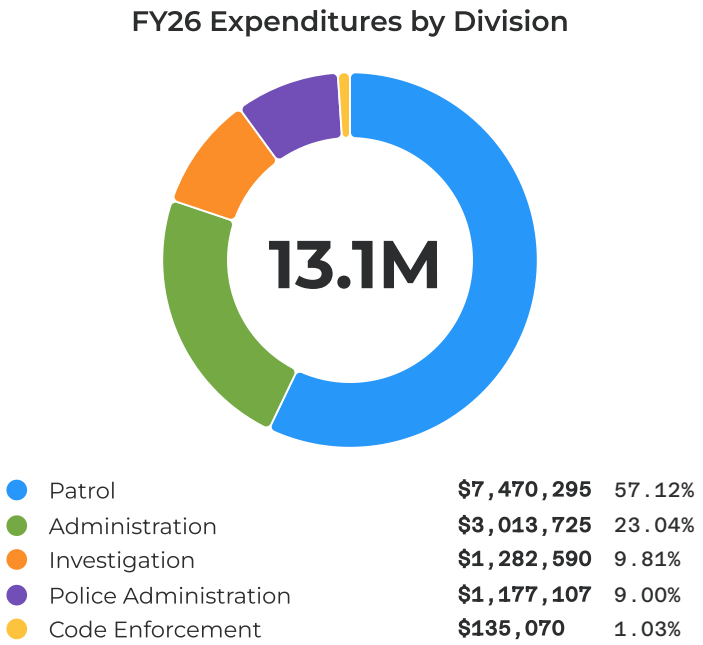

Expenditures by Division

Category	2024 Actuals	2025 Adopted	2026 Proposed	2025 Adopted vs. 2026 Proposed (% Change)
Administration				
Salaries & Wages	$958,768	$1,648,571	$1,012,514	-38.58%
Salaries - Regular	$942,278	$1,643,271	$992,914	-39.58%
Salaries - Overtime	$30	$500	$400	-20.00%
Salaries - Bonuses	$3,079	$4,800	$4,200	-12.50%
PTO Sell Back	$13,381	-	$15,000	-
Benefits	$277,893	$272,743	$303,580	11.31%
Benefit Expense Allocation	$258,800	$255,643	$287,680	12.53%
Workers Compensation	$2,213	-	-	-

Category	2024 Actuals	2025 Adopted	2026 Proposed	2025 Adopted vs. 2026 Proposed (% Change)
Employee Appreciation Program	$15,211	$14,500	$14,100	-2.76%
Clothing & Uniforms	$1,669	$2,600	$1,800	-30.77%
Utilities	$44,547	$13,544	$62,934	364.66%
Utilities - Electric Service	$29,110	-	$50,000	-
Utilities - Gas Service	$4,235	-	-	-
Utilities - Waste Disposal Service	$2,033	-	-	-
Utilities - Water Service	$2,994	-	-	-
Utilities - Telecom Allocation	$6,175	$13,544	$12,934	-4.50%
Maintenance	$203,786	$534,200	$337,000	-36.92%
Maintenance Contracts	$172,676	$272,100	$260,700	-4.19%
Software Services & Licenses	-	$184,600	-	-100.00%
Vehicle Maint Services	-	$1,200	-	-100.00%
Equipment Maint Services	$31,110	$76,300	$76,300	0.00%
Supplies	$5,100	$5,000	$3,897	-22.06%
Vehicle Fuel	$5,100	$5,000	$3,897	-22.06%
Services - Other	$404,907	$472,100	$454,100	-3.81%
Printing & Copy Services	$5,090	$15,500	$11,200	-27.74%
Dispatching Services	$399,817	$456,600	$442,900	-3.00%
Program Operations	$2,845	$6,600	$5,600	-15.15%
Peer Support	$2,845	$6,600	$5,600	-15.15%
Insurance	$147,022	$103,821	$443,250	326.94%
Property & Liability Insurance	$7,558	-	-	-
Property Insurance Claims	$58,969	-	-	-
P&L Insurance Allocation	$80,496	$103,821	$257,673	148.19%
P&L Deductible Allocation	-	-	$185,577	-
Other Expenses	$54,903	$53,900	$58,300	8.16%
Training	$1,232	$3,000	$5,000	66.67%
Travel & Conferences	$3,117	$6,000	$10,000	66.67%
Books, Publications & Reference Materials	$90	$700	$700	0.00%
Membership Dues	$3,014	$2,400	$5,300	120.83%
Community Engagement	-	$31,300	$28,800	-7.99%
Food & Related Services	$5,960	$10,500	$8,500	-19.05%
Noncap Reclass (PD 13)	$41,417	-	-	-
Permits, Licenses & Other Fees - FCL Enterprise	$72	-	-	-
Capital	$523,970	$32,400	-	-100.00%
Public Safety Equipment	$205,908	-	-	-
Noncap Reclass (Pd 13)	-$41,417	-	-	-
Public Safety Equipment	-	$32,400	-	-100.00%
Loss on Disposition of Capital Assets (P 13)	-$32,703	-	-	-
Capitalized Assets - Enterprise Funds (P 13)	-$111,474	-	-	-
Depreciation (P 13)	$74,211	-	-	-
Amortization (P 13)	$362,165	-	-	-

Category	2024 Actuals	2025 Adopted	2026 Proposed	2025 Adopted vs. 2026 Proposed (% Change)
Capitalized Assets (P 13)	-$171,408	-	-	-
Depreciation (P 13)	$238,690	-	-	-
Debt	-$273,386	-	$37,150	-
Capital Leases - Principal - FCL Enterprise	$11,583	-	$37,150	-
Capital Leases - Interest - FCL Enterprise	$3,446	-	-	-
Principal Payment Offset - FCL Enterprise	-$288,415	-	-	-
Professional Services	$229,503	$291,600	$295,400	1.30%
Consultation Services	$229,503	$291,600	$295,400	1.30%
Total Administration	$2,579,858	$3,434,479	$3,013,725	-12.25%
Police Administration				
Salaries & Wages	$669,254	$7,400	$853,292	11,430.97%
Salaries - Regular	$659,141	-	$839,992	-
Salaries - Overtime	$96	$1,000	$2,700	170.00%
Salaries - Bonuses	$5,983	$6,400	$5,600	-12.50%
PTO Sell Back	$4,034	-	$5,000	-
Benefits	$194,209	$162,536	$244,173	50.23%
Benefit Expense Allocation	$193,840	$161,586	$243,373	50.62%
Clothing & Uniforms	$368	$950	$800	-15.79%
Utilities	$8,796	$7,457	$10,942	46.73%
Utilities - Telecom Allocation	$8,796	$7,457	$10,942	46.73%
Supplies	$12,056	$24,325	$10,500	-56.83%
Furniture Less Than $10K	-	$7,500	-	-100.00%
Office Equipment	$2,465	$1,000	$500	-50.00%
Office Supplies	$9,591	$15,625	$10,000	-36.00%
Safety Supplies	-	$200	-	-100.00%
Program Operations	$58,647	$49,600	$41,300	-16.73%
Program Operations	$26,344	$11,200	$9,000	-19.64%
Restorative Justice Program	$32,303	$38,400	$32,300	-15.89%
Other Expenses	$11,440	$9,900	$16,900	70.71%
Training	$2,647	$3,500	$3,900	11.43%
Travel & Conferences	$8,628	$6,000	$12,400	106.67%
Membership Dues	$165	$400	$600	50.00%
Capital	$6,917	-	-	-
Furniture	$6,917	-	-	-
Total Police Administration	$961,319	$261,219	$1,177,107	350.62%
Investigation				
Salaries & Wages	$492,791	$303,422	$841,956	177.49%
Salaries - Regular	$454,798	$248,422	$786,956	216.78%
Salaries - Overtime	$31,883	$50,000	$45,000	-10.00%
Salaries - Bonuses	$1,573	$5,000	$5,000	0.00%
PTO Sell Back	$4,537	-	$5,000	-
Benefits	$129,230	$61,141	$221,047	261.54%
Benefit Expense Allocation	$129,230	$59,941	$220,047	267.11%
Clothing & Uniforms	-	$1,200	$1,000	-16.67%

Category	2024 Actuals	2025 Adopted	2026 Proposed	2025 Adopted vs. 2026 Proposed (% Change)
Utilities	$5,196	$3,171	$10,159	220.37%
Utilities - Telecom Allocation	$5,196	$3,171	$10,159	220.37%
Maintenance	-	$1,600	$2,412	50.75%
Vehicle Maint Services	-	$1,600	$2,412	50.75%
Supplies	$21,708	$30,600	$28,760	-6.01%
Tools & Equipment	$2,731	$5,000	$5,000	0.00%
Investigation Supplies	$9,949	$12,800	$8,800	-31.25%
Vehicle Fuel	$5,400	$5,300	$7,460	40.75%
Laboratory Supplies	$3,628	$7,500	$7,500	0.00%
Services - Other	$2,349	$2,500	$1,900	-24.00%
Translation Services	$2,291	$1,500	$1,500	0.00%
Informant Fees	$58	$1,000	$400	-60.00%
Program Operations	-	$10,000	$16,500	65.00%
Drug Task Force Program Expenses	-	$10,000	$16,500	65.00%
Other Expenses	$20,907	$54,500	$59,700	9.54%
Training	$1,425	$3,000	$3,000	0.00%
Travel & Conferences	$2,596	$2,000	$6,200	210.00%
Membership Dues	$16,885	$49,500	$50,500	2.02%
Debt	$65,047	$109,397	$100,157	-8.45%
Capital Leases - Principal - FCL Enterprise	$46,126	$109,397	$100,157	-8.45%
Capital Leases - Interest - FCL Enterprise	$18,922	-	-	-
Total Investigation	$737,228	$576,332	$1,282,590	122.54%
Patrol				
Salaries & Wages	$4,241,410	$4,751,410	$4,956,588	4.32%
Salaries - Regular	$3,904,624	$4,553,710	$4,666,888	2.49%
Salaries - Overtime	$234,468	$168,000	$240,000	42.86%
Salaries - Overtime - HVE	$355	-	-	-
Salaries - Overtime -BATTLE	-	-	-	-
Salaries - Overtime - Leaf	$1,074	$9,700	$9,700	0.00%
Salaries - Bonuses	$13,125	$20,000	$20,000	0.00%
PTO Sell Back	$15,489	-	$20,000	-
Paid Parental Leave	$55,174	-	-	-
Salaries - Overtime - HVE	$11,398	-	-	-
Salaries - Overtime - BATTLE	$5,702	-	-	-
Benefits	$1,175,825	$1,179,179	$1,382,957	17.28%
Benefit Expense Allocation	$1,142,471	$1,098,757	$1,313,657	19.56%
Clothing & Uniforms	$33,354	$80,422	$69,300	-13.83%
Utilities	$48,696	$47,283	$60,645	28.26%
Utilities - Telecom Allocation	$48,696	$47,283	$60,645	28.26%
Maintenance	$5,044	$60,000	$10,000	-83.33%
Vehicle Maint Services	-	$50,000	-	-100.00%
Equipment Maint Services	$5,044	$10,000	$10,000	0.00%
Supplies	$191,732	$319,372	$353,450	10.67%
Tools & Equipment	$42,822	$115,400	$93,400	-19.06%

Category	2024 Actuals	2025 Adopted	2026 Proposed	2025 Adopted vs. 2026 Proposed (% Change)
Safety Supplies	$29,427	$66,100	$91,700	38.73%
Ammunition & Targets	$26,783	$28,572	$41,900	46.65%
SWAT Team Equipment	-	$3,000	$3,000	0.00%
Traffic Patrol Supplies	$569	$2,600	$2,600	0.00%
Vehicle Maint Supplies	$10,354	$22,000	$24,500	11.36%
Equipment Maint Supplies	$225	$1,700	$1,700	0.00%
Vehicle Fuel	$81,552	$80,000	$94,650	18.31%
Services - Other	$10,182	$17,500	$21,500	22.86%
Courier Services	$182	$500	$500	0.00%
Towing/Impoundment Services	-	$1,500	$1,500	0.00%
Laboratory Services	$10,000	$15,500	$19,500	25.81%
Other Expenses	$84,943	$81,300	$82,500	1.48%
Training	$49,433	$56,000	$57,800	3.21%
Travel & Conferences	$14,037	$10,000	$9,500	-5.00%
Books, Publications & Reference Materials	$16,719	$15,000	$15,000	0.00%
Membership Dues	$115	-	-	-
Recording Fees	$313	$300	$200	-33.33%
Training & Tuition - Peace Officer Edu	$4,325	-	-	-
Capital	-	$18,506	-	-100.00%
Heavy Equipment	-	$18,506	-	-100.00%
Debt	$264,292	$529,221	$588,655	11.23%
Capital Leases - Principal - FCL Enterprise	$220,441	$529,221	$588,655	11.23%
Capital Leases - Interest - FCL Enterprise	$43,851	-	-	-
Transfers Out	$17,100	-	-	-
Transfer to General Fund - HVE	$11,398	-	-	-
Transfer to General Fund - BATTLE	$5,702	-	-	-
Professional Services	$21,174	$14,000	$14,000	0.00%
Consultation Services	$21,174	$14,000	$14,000	0.00%
Total Patrol	$6,060,398	$7,017,771	$7,470,295	6.45%
Code Enforcement				
Salaries & Wages	$29,267	$78,747	$84,294	7.04%
Salaries - Regular	$29,064	$76,947	$82,494	7.21%
Salaries - Overtime	$203	$1,000	$1,000	0.00%
Salaries - Bonuses	-	$800	$800	0.00%
Benefits	$11,093	$20,566	$25,901	25.94%
Benefit Expense Allocation	$8,749	$18,566	$23,901	28.74%
Clothing & Uniforms	$2,344	$2,000	$2,000	0.00%
Utilities	-	$984	$1,075	9.25%
Utilities - Telecom Allocation	-	$984	$1,075	9.25%
Supplies	$2,449	$3,000	$3,000	0.00%
Code Enforcement Supplies	$2,449	$3,000	$3,000	0.00%
Services - Other	$14,800	$19,760	$20,600	4.25%

Category	2024 Actuals	2025 Adopted	2026 Proposed	2025 Adopted vs. 2026 Proposed (% Change)
Animal Impoundment	$14,800	$19,760	$20,600	4.25%
Other Expenses	$90	$200	$200	0.00%
Membership Dues	$90	$200	$200	0.00%
Total Code Enforcement	$57,699	$123,257	$135,070	9.58%
Total Expenditures	**$10,396,502**	**$11,413,058**	**$13,078,787**	**14.59%**

Public Works Department

About Us

Mission Statement

The **Public Works Department** supports our citizens by planning, engineering, constructing, operating, and maintaining safe transportation systems and facilities.

Department Description

The **Public Works Department** is made up of multiple divisions, including Administration, Engineering, Facilities, and Transportation & Mobility.

Public Works Administration directs and manages the Department to align with the mission, vision and values of the Town. The administration also participates in the planning of future needs process and performs special projects while developing departmental policies and procedures, prepares and manages the department budget, prepares Council agenda items, and ensures effective management and operational conditions of the Department. Additionally, the team manages Capital Improvement Projects (CIPs) for transportation and public facilities as well as providing management and oversight of Erie Municipal Airport (EIK).

The Public Works Administration also plays a vital role in representing the Town with other outside agencies, such as Boulder County, Weld County, Colorado Department of Public Health & Environment (CDPHE), Colorado Department of Transportation (CDOT), Denver Regional Council of Government (DRCOG), Federal Emergency Management Agency (FEMA), Transportation coalitions, and surrounding municipalities.

Engineering Division oversees all large capital and growth-related infrastructure design and construction. Engineering staff perform design review in support of Planning and Development, CIP oversight, municipal separate storm sewer system (MS4) management and oversight, Geographical Information System (GIS) development and management, engineering standards and specifications oversight, development review in support of the land use process, and construction inspection for both development and capital projects.

Facilities Division provides general maintenance, preventive maintenance, janitorial services, project management, and Capital Improvement Projects for all town-owned facilities and grounds, which total 237,928 square feet in all. Town Hall (39,000 SF – with addition), Leon A. Wurl Service Center (60,000 SF), Water Treatment Facility (22,516 SF), North Water Reclamation Facility (24,328 SF), Erie Community Center (63,764 SF), Erie Police Station & Municipal Court Building (17,500 SF), Erie Community Park Plaza/Concession Stand Facility (120 SF). New additions: Coal Creek Park Community Facilities (2,500 SF), 625 Pierce St. (1,200 SF), Schofield house (2,000 SF), Page Property House (5,000 SF).

Transportation & Mobility Division is responsible for transportation review and analysis of development and planning projects, development of transit and mobility options throughout the Town, current and long-range planning of transit and mobility improvements, grant applications for transportation improvements, and working with other regional groups. This division also recently combined with Streets, which maintains roads and traffic systems in the Town and oversees CIPs related to transportation infrastructure. Road maintenance activities include road blading, street sweeping, snow removal, asphalt maintenance (potholing, crack sealing, patching, etc.), signs and pavement markings in accordance with the Manual on Uniform Traffic Control Devices (MUTCD), shoulder work, and concrete work including sidewalk maintenance. More information on the snow removal process and maps of road classifications can be found on the Town's website.

Past and Future Acknowledgments

2025 Highlights

- Completion of the Town Hall expansion.
- Start of construction of the Police Department Expansion
- Implementation of Flex Ride Service
- Adoption and implementation of the Neighborhood Speed Management Program
- Begin construction of the pedestrian bridge connection from Colliers Hill to Old Town
- Continue construction of County Line Corridor improvements
- Purchase of streetlights from Xcel Energy

2026 Goals and Objectives

- Effective management of right-of-way work
- Effective management of stormwater quality and floodplain work
- Ongoing maintenance of pavement, traffic signals, and streetlights
- Continued effective response in snow events
- Complete construction of the Erie Police Department Expansion
- Completion of intersection improvements at 111th Street and Arapahoe Road
- Continue County Line Road corridor improvements
- Begin design of County Line Road and Erie Parkway Intersection Improvements
- Construction of Bus Stop improvements for the Jump route.
- Implementation of solar at the North Water Reclamation Facility
- Begin Construction of Coal Creek Improvements for Reach 2 and 4
- United Power streetlight purchase and LED conversion for all streetlights owned by the Town.

2026 Performance Measurements

- Average PCI of all streets
- Average street maintenance cost per mile and total maintained miles
- Average cost per snow event and total inches in 2025
- Permit tracking for right-of-way, public improvements, stormwater quality, and floodplain development.

2024-25 Performance Measurement Results

- **Percent of department operational budget spent (pulled from 09-15-25 YTD)**

	2025 Adopted Budget*	Spring Supplemental	Budget Changes	Final Supplemental	YTD 09/15/25	Encumbered	Remaining	% Spent**	w/enc
Operations									
General Fund									
Legislative	37,000.00	37,000.00	-	37,000.00	-	-	37,000.00	0%	0%
Total	37,000.00	37,000.00	-	37,000.00	-	-	37,000.00	0%	0%
PW Admin (70)	640,463.76	641,438.76	-	641,438.76	320,610.61	-	320,828.15	50%	50%
Utilities Admin (75)	76,149.91	76,149.91	-	76,149.91	27,744.03	-	48,405.88	36%	36%
Engineering	2,448,529.45	2,584,180.45	-	2,584,180.45	1,105,969.73	152,612.50	1,325,598.22	43%	49%
Transportation	6,470,889.82	6,783,893.82	220,471.00	7,004,364.82	1,715,245.44	1,184,215.87	4,104,903.51	24%	41%
Facilities	2,044,766.31	2,858,090.31	-	2,858,090.31	1,797,293.89	211,058.22	849,738.20	63%	70%
Fleet	909,149.66	1,028,679.66	-	1,028,679.66	1,236,755.26	84,146.41	(292,222.01)	120%	128%
Total	12,589,948.91	13,972,432.91	220,471.00	14,192,903.91	6,203,618.96	1,632,033.00	6,357,251.95	44%	55%
Water Fund									
W Admin (70)	956,764.19	740,659.19	-	740,659.19	-	11,876.00	728,783.19	0%	2%
W Admin (75)	5,947,242.53	6,191,758.53	-	6,191,758.53	3,582,258.06	215,851.59	2,393,648.88	58%	61%
Distribution	667,633.71	569,692.87	-	569,692.87	214,157.19	-	355,535.68	38%	38%
Locates	202,319.29	202,919.29	-	202,919.29	101,999.98	-	100,919.31	50%	50%
Backflow	227,566.34	228,166.34	-	228,166.34	123,499.46	-	104,666.88	54%	54%
W Treatment	2,281,728.29	2,281,728.29	-	2,281,728.29	1,269,145.83	192,319.44	820,263.02	56%	64%
Meters	554,433.02	569,733.02	-	569,733.02	292,041.50	-	277,691.52	51%	51%
Total	10,837,687.37	10,784,657.53	-	10,784,657.53	5,583,102.02	420,047.03	4,781,508.48	52%	56%
Wastewater Fund									
WW Admin (70)	493,973.19	493,973.19	-	493,973.19	-	-	493,973.19	0%	0%
WW Admin (75)	2,882,455.85	2,882,455.85	-	2,882,455.85	1,204,949.37	-	1,677,506.48	42%	42%
Collection	301,236.65	428,177.49	-	428,177.49	268,071.17	34,522.27	125,584.05	63%	71%
WW Treatment	2,022,678.97	2,022,678.97	45,000.00	2,067,678.97	1,206,369.57	62,874.26	798,435.14	58%	61%
Total	5,700,344.66	5,827,285.50	45,000.00	5,872,285.50	2,679,390.11	97,396.53	3,095,498.86	46%	47%
Storm Drainage									
S Admin (70)	105,825.00	105,825.00	-	105,825.00	3,828.60	-	101,996.40	4%	4%
S Engineering	666,056.12	666,056.12	-	666,056.12	191,977.82	-	474,078.30	29%	29%
S Admin (75)	1,192,593.53	917,593.53	-	917,593.53	355,047.90	-	562,545.63	39%	39%
S Operations	493,820.91	517,020.91	-	517,020.91	175,609.71	134,258.32	207,152.88	34%	60%
Total	2,458,295.56	2,206,495.56	-	2,206,495.56	726,464.03	134,258.32	1,345,773.21	33%	39%
Airport									
Revenue	491,544.58	498,139.58	-	498,139.58	95,334.90	-	402,804.68	19%	19%
Operations	485,390.34	485,390.34	-	485,390.34	190,330.11	80,000.00	215,060.23	39%	56%
Total	976,934.92	983,529.92	-	983,529.92	285,665.01	80,000.00	617,864.91	29%	37%
Capital									
Capital Improvements	7,077,445.00	13,202,569.00	(85,000.00)	13,117,569.00	2,197,548.02	6,420,527.08	4,499,493.90	17%	66%
Trans Capital	5,524,582.00	15,526,133.00	-	15,526,133.00	1,883,754.56	5,558,191.13	8,084,187.31	12%	48%
Public Facilities Capital	4,377,512.00	7,348,214.00	-	7,348,214.00	1,198,098.45	1,572,503.10	4,577,612.45	16%	38%
Police Facilities Capital	35,518,368.00	39,266,850.00	-	39,266,850.00	659,904.01	1,242,565.17	37,364,380.82	2%	5%
Water Capital	52,652,836.48	133,278,745.48	(1,044,462.00)	132,234,283.48	15,203,715.33	11,070,549.44	105,960,018.71	11%	20%
Wastewater Capital	3,348,630.50	19,166,452.50	(200,000.00)	18,966,452.50	2,194,021.91	5,190,707.55	11,581,723.04	12%	39%
Storm Capital (340)	2,936,500.00	4,376,500.00	-	4,376,500.00	87,024.69	230,366.03	4,059,109.28	2%	7%
Storm Capital (520)	4,294,482.55	9,734,559.55	-	9,734,559.55	1,008,131.76	2,473,449.09	6,252,978.70	10%	36%
Airport Capital	50,000.00	632,389.00	-	632,389.00	42,366.60	133,269.00	456,753.40	7%	28%
Total	############	242,532,412.53	(1,329,462.00)	241,202,950.53	24,474,565.33	33,892,127.59	182,836,257.61	10%	24%

- **Average PCI of all streets (pulled from StreetLogix)**
  - 83
- **Average street maintenance cost per mile**
  - $15,008
- Total Facilities Square Footage 2025: 226,289 s.f.
- Facilities cost per square foot (cost for maintenance per sq. Foot YTD as of 10/14/25): $5.83
- **Average cost per snow event; total inches in 2025 (pulled from Snow Tracking Spreadsheet). As of September 16th, 2025.**
  - $3.30 average *material* cost per mile (approximately)
    - Based on miles driven by plow trucks (pulled from plow ops).
  - $2,993.03 average *material* cost per storm day
  - 9,986.83 miles plowed.
  - 11 total plow days.
  - Total inches in 2025 as of 9/16/25: 22.80, Total Precipitation in 2025 as of 9/16/25: 1.26 inches.

- Pulled as an average from Longmont and Boulder National Weather Stations after the event has concluded.

- 2025 Snowstorm Stats.

	1/6/2025	1/7/2025	1/17/2025	1/18/2025	1/19/2025	1/20/2025	1/25/2025	2/11/2025	2/12/2025	2/15/2025	2/21/2025	Total	
Ice Slicer	6.5	25	11.5	20.25	6	10	28.5	9.25	18.5	16	2.5	154	Tons
Rapid Thaw (Torch RT)	0	0	0	0	3	5	0	0	0	0	0	8	Tons
Apex	0	14	400	2800	0	1500	1000	100	900	400	1100	8214	Gallons
GMCO Torch	0	0	0	0	0	0	11	0	0	0	0	11	Gallons
	1/6/2025	1/7/2025	1/17/2025	1/18/2025	1/19/2025	1/20/2025	1/25/2025	2/11/2025	2/12/2025	2/15/2025	2/21/2025	Total	
Snow (inches)	0.00	2.55	0.30	6.60	0.20	2.05	4.15	0.85	2.70	1.55	1.85	22.80	Inches
Percipitation (inches)	0.00	0.14	0.02	0.37	0.01	0.14	0.23	0.02	0.15	0.11	0.10	1.26	Inches

Average Snow Per Storm	2.072727273
Average Percip per Storm	0.114090909
Average Cost Per Storm Day	$ 2,993.03
Average Cost Per Mile	$ 3.30

Cost Per Unit	Total Cost
$ 141.61	$ 21,807.94
$ 145.53	$ 1,164.24
$ 1.21	$ 9,938.94
$ 1.11	$ 12.21
Total	$ 32,923.33

Plow # (pulled from PlowOps)	1/6/2025	1/7/2025	1/17/2025	1/18/2025	1/19/2025	1/20/2025	1/25/2025	2/11/2025	2/12/2025	2/15/2025	2/21/2025	Total Miles Driven
133	48.90	228.10	89.32	253.15	108.13	107.75	296.67	57.99	152.40	56.47	138.32	1,537.20
146	68.17	208.34	74.59	186.24	86.88	125.76	125.00	70.19	29.27	108.29	0.00	1,082.73
147	73.79	120.96	78.77	251.68	109.10	73.72	131.60	78.62	165.27	71.66	112.59	1,267.76
148	61.36	171.21	50.36	143.19	83.72	55.10	237.63	20.39	65.99	91.85	0.00	980.80
153	0.00	137.72	48.12	176.83	90.31	66.13	127.00	78.34	138.30	105.64	86.72	1,055.11
172	0.00	0.00	0.00	0.00	0.00	0.00	0.00	0.00	0.00	0.00	112.21	112.21
173	52.41	265.41	55.35	296.38	79.73	108.19	254.67	51.03	53.20	119.86	36.52	1,372.75
174	0.00	118.27	75.09	216.59	209.33	70.91	277.01	50.42	90.87	137.80	120.90	1,367.19
184	0.00	0.00	0.00	0.00	0.00	0.00	103.51	8.57	0.00	19.29	0.00	131.37
187	0.00	114.49	59.96	188.07	116.59	91.46	161.49	60.48	111.98	93.10	82.09	1,079.71
												9,986.83

- **Number of right-of-way permits processed.**
  - 290
- **Number of Storm Water Permits Processed**
  - 15
- **Number of Public Improvement Permits Processed**
  - 9

Public Works Financials

Expenditure Summary

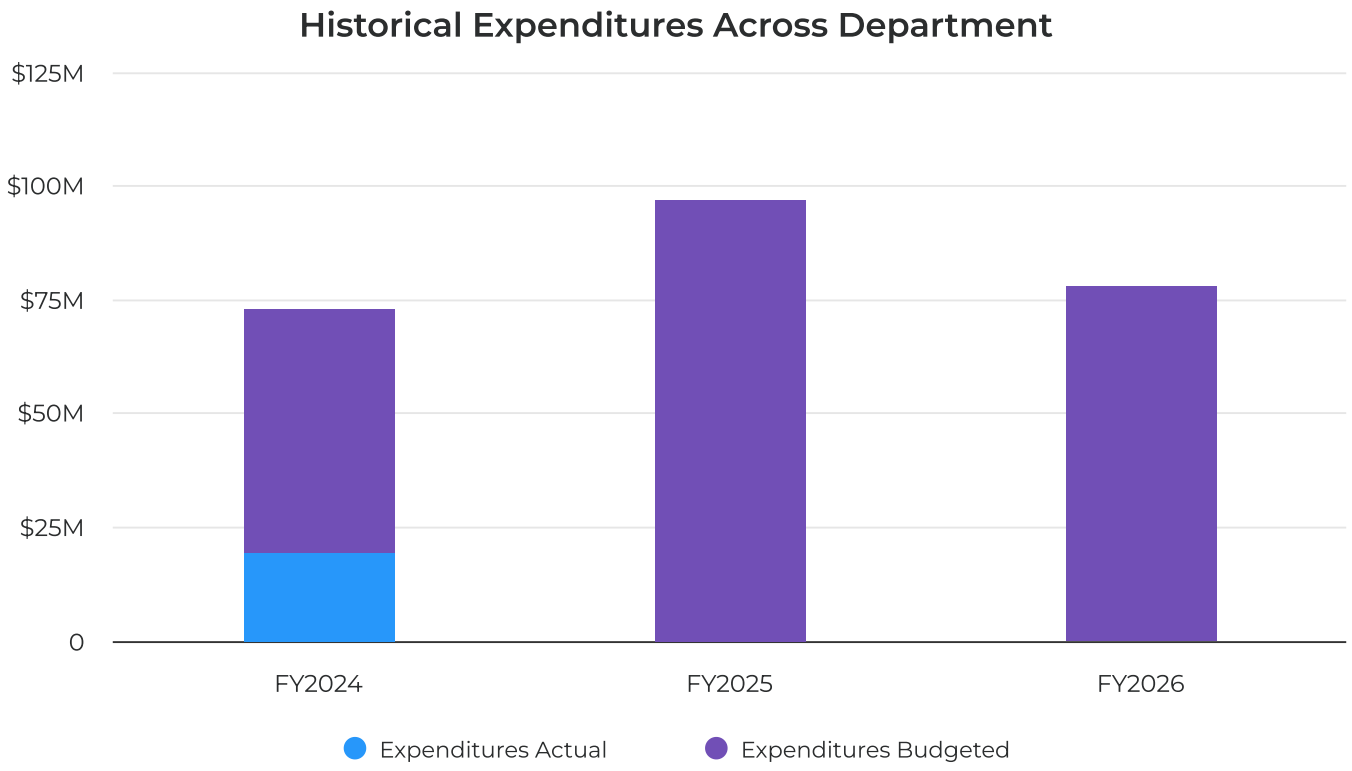

Expenditures by Expense Type

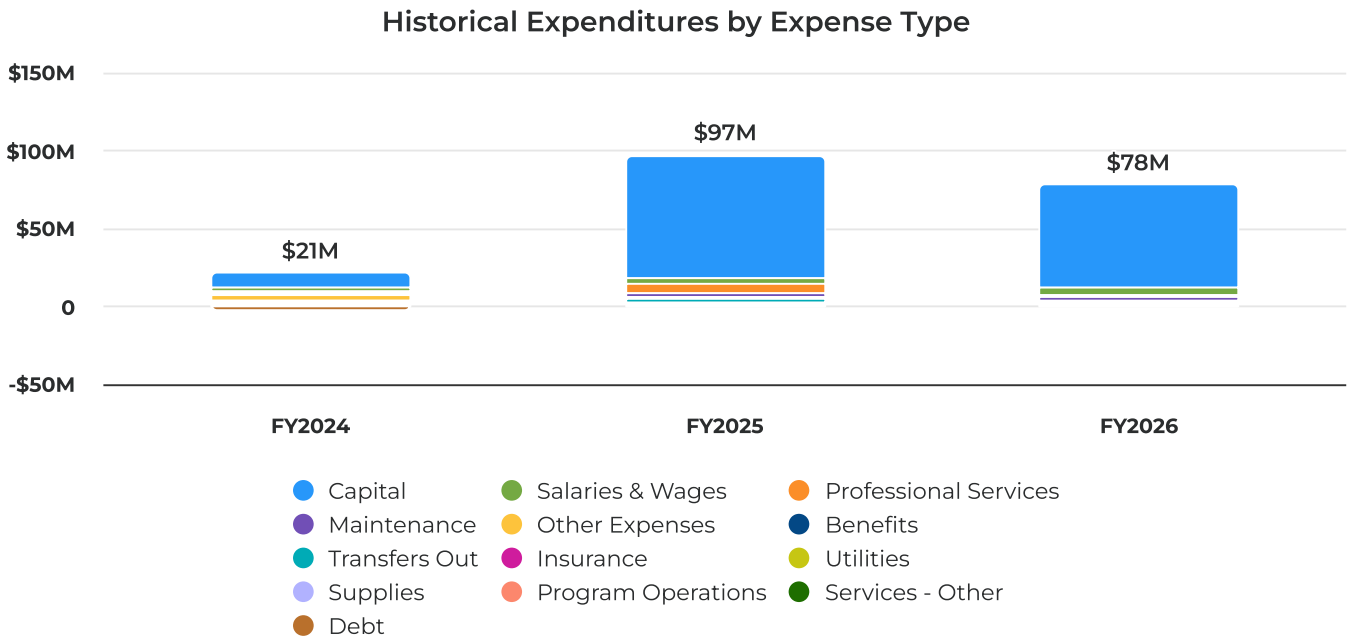

Expenditures by Division

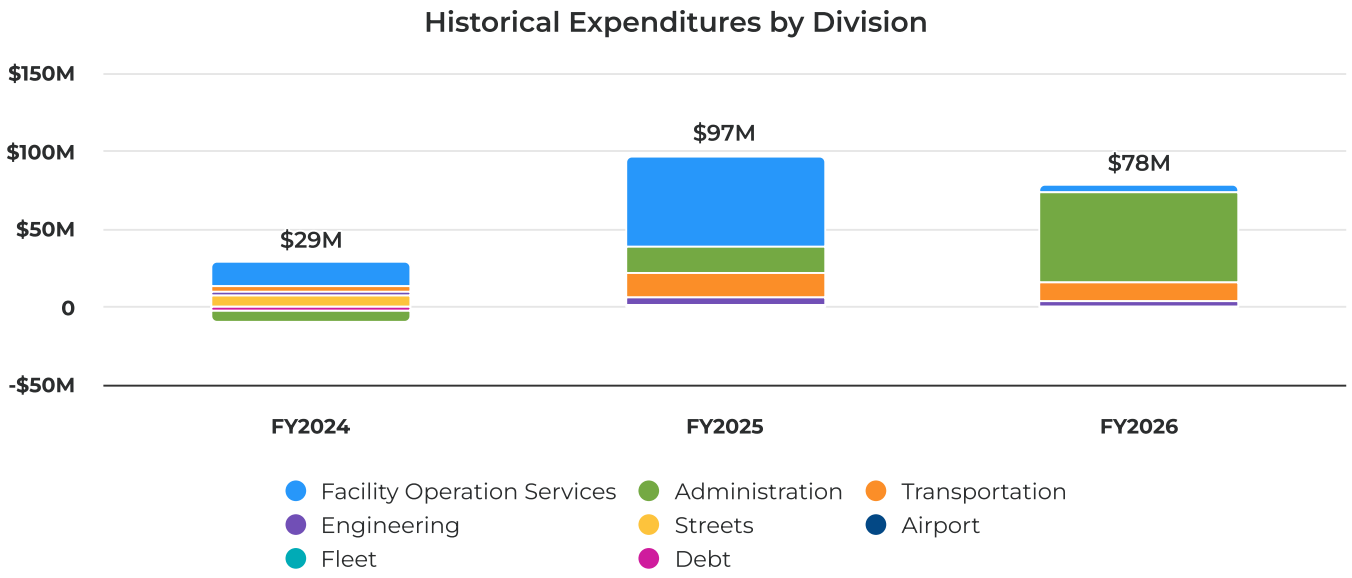

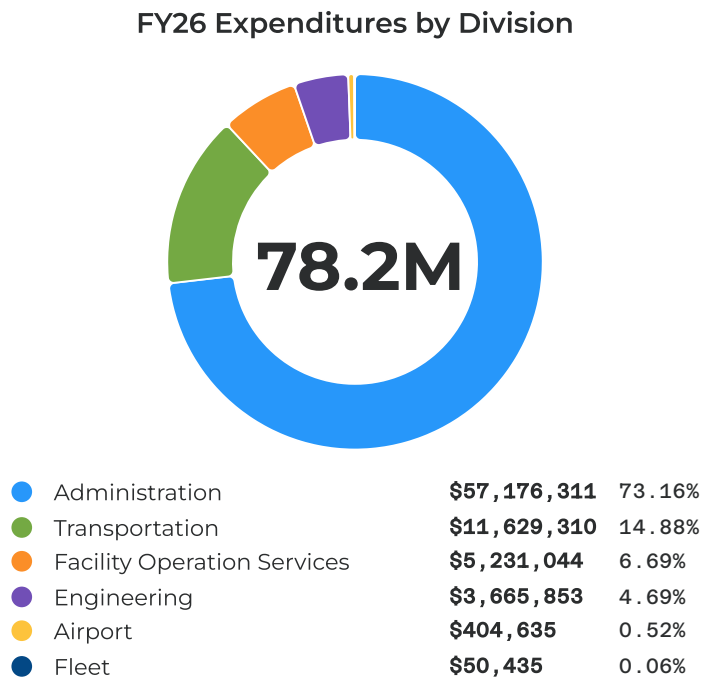

Expenditures by Division

Category	2024 Actuals	2025 Adopted	2026 Proposed	2025 Adopted vs. 2026 Proposed (% Change)
Administration				
Salaries & Wages	$158,168	$348,505	$389,636	11.80%
Salaries - Regular	$155,389	$344,004	$384,386	11.74%
Salaries - Overtime	$946	$1,711	$1,000	-41.55%
Salaries - Bonuses	$1,834	$2,250	$2,250	0.00%
PTO Sell Back	-	-	$2,000	-
Salaries - Regular	-	$540	-	-100.00%

Category	2024 Actuals	2025 Adopted	2026 Proposed	2025 Adopted vs. 2026 Proposed (% Change)
Benefits	$52,279	$95,732	$111,819	16.80%
Benefit Expense Allocation	$48,438	$95,282	$111,369	16.88%
Workers Compensation	$2,699	-	-	-
Clothing & Uniforms	$1,142	$450	$450	0.00%
Benefit Expense Allocation	-	-	-	-
Benefit Expense Allocation	-	-	-	-
Utilities	$3,696	$9,958	$5,007	-49.72%
Utilities - Phone Stipend	-	$540	-	-100.00%
Utilities - Telecom Allocation	$3,696	$9,418	$5,007	-46.84%
Supplies	$775	$10,200	$2,600	-74.51%
Office Supplies	$775	$2,600	$1,000	-61.54%
Tools & Equipment	-	$7,000	$1,500	-78.57%
Safety Supplies	-	$600	$100	-83.33%
Services - Other	$81	$4,563	$800	-82.47%
Printing & Copy Services	$81	$125	$200	60.00%
Courier Services	-	$200	$200	0.00%
Printing & Copy Services	-	$3,838	-	-100.00%
Printing & Copy Services	-	$200	$200	0.00%
Courier Services	-	$200	$200	0.00%
Insurance	$127,773	$149,488	$219,432	46.79%
Property & Liability Insurance	$11,877	-	-	-
P&L Insurance Allocation	$115,896	$149,488	$165,028	10.40%
P&L Deductible Allocation	-	-	$54,404	-
Other Expenses	$80,843	$25,270	$24,650	-2.45%
Training	$1,289	$1,500	$1,800	20.00%
Travel & Conferences	$2,317	$7,500	$7,700	2.67%
Books, Publications & Reference Materials	-	$500	$250	-50.00%
Membership Dues	$1,958	$2,770	$2,900	4.69%
Special Events	$9,172	$7,500	$8,000	6.67%
Food & Related Services	$5,708	$5,000	$4,000	-20.00%
Noncap Reclass (PD 13)	$60,222	-	-	-
Noncap Reclass (PD 13)	$336	-	-	-
Permits, Licenses & Other Fees - Fleet	-$159	-	-	-
Training	-	$500	-	-100.00%
Capital	-$7,994,908	$16,158,522	$55,975,184	246.41%
Noncap Reclass (Pd 13)	-$60,222	-	-	-
Construction - Erie Pkwy & WCR7	$31,005	-	-	-
Construction - CLR - Telleen to Cheesman	$2,048,592	-	-	-
Construction - Upgrade & Relocate Vault Building	-	$450,000	-	-100.00%
Construction - County Line & Austin Intersection	$52,356	$2,600,000	-	-100.00%
Construction - Erie Pkwy & WCR7	$104,324	$50,000	-	-100.00%

Category	2024 Actuals	2025 Adopted	2026 Proposed	2025 Adopted vs. 2026 Proposed (% Change)
Construction - CLR - Telleen to Cheesman	$1,480,076	$1,202,309	-	-100.00%
Construction - ColliersHill/Historic Erie Connect	$67,350	$36,853	-	-100.00%
Construction - CLR Shoulders - SH52 to Cheesman	-	-	$450,000	-
Construction - Erie's Contribution for SH7 & 119th	-$86,250	-	-	-
Construction - Town Center - North Roundabout	$13,020	$3,598,548	$100,000	-97.22%
Construction - CLR - Erie Parkway to Telleen	$104,712	$458,929	$8,000,000	1,643.19%
Construction -111th & Arapahoe Rd	$19,681	$943,070	-	-100.00%
Construction - Town Center - South Roundabout	$154,721	$4,577,596	-	-100.00%
Signals on Sheridan at Ridgeview and KS Access	$240,535	$906,417	-	-100.00%
Construction - CO 7 Priority 1 Region	$86,250	-	-	-
Construction	-	$352,411	-	-100.00%
Construction - Ultimate Intersection Improvements	-	$425,000	$125,000	-70.59%
Construction - Interim Intersection Improvements	-	$375,000	-	-100.00%
Construction - PD/Courts Exp	-	-	$47,266,850	-
Noncap Reclass (Pd 13)	-$336	-	-	-
Capitalized Assets - Enterprise Funds (P 13)	-$671,170	-	-	-
Depreciation (P 13)	$124,572	-	-	-
Amortization (P 13)	$125,590	-	-	-
Construction - NWRF Expansion	$3,840	-	-	-
Amortization (P 13)	$1,496	-	-	-
Amortization (P 13)	$1,902	-	-	-
Construction - Pavement Maintenance	-	-	$33,334	-
Construction - AWOS/Wind Cone Reloc	$175,965	-	-	-
Construction - West Ramp & TWY Cons	$1,229,336	$132,389	-	-100.00%
Construction - Upgrade And Relocate Vault Building	-	$50,000	-	-100.00%
Depreciation (P 13)	$262,435	-	-	-
Capitalized Assets (P 13)	-$18,608,184	-	-	-
Depreciation (P 13)	$5,103,496	-	-	-
Debt	-$94,857	-	-	-
Principal Payment Offset - FCL Enterprise	-$94,857	-	-	-

Category	2024 Actuals	2025 Adopted	2026 Proposed	2025 Adopted vs. 2026 Proposed (% Change)
Transfers Out	$21,281	$6,595	-	-100.00%
Transfer to General Fund	$21,282	-	-	-
Trans. to Transp. Impact Fund - Erie Pkwy & WCR7	-	-	-	-
Transfer to Transportation Impact Fund - CLR	-	-	-	-
Transfer to Airport Fund - AWOS/Wind Cone Reloc	-	-	-	-
Transfer to Airport Fund - West Ramp & TWY Cons	-$1	$6,595	-	-100.00%
Professional Services	$1,920	$447,183	$447,183	0.00%
Consultation Services	-	$2,000	$2,000	0.00%
Engineering Services	$1,920	$1,000	$1,000	0.00%
Consultation Services - Water Master Plan Update	-	$250,000	$250,000	0.00%
Engineering Services - Reimbursable	-	$35,858	$35,858	0.00%
Engineering Services	-	$52,500	$52,500	0.00%
Consultation Services	-	$55,697	$55,697	0.00%
Engineering Services	-	$50,128	$50,128	0.00%
Total Administration	-$7,642,948	$17,256,017	$57,176,311	231.34%
Engineering				
Salaries & Wages	$1,441,521	$1,782,414	$1,947,158	9.24%
Salaries - Regular	$1,164,871	$1,413,253	$1,438,698	1.80%
Salaries - Part-time	-	-	$97,876	-
Salaries - Overtime	$4,455	$2,000	$2,000	0.00%
Salaries - Overtime - Reimb	$297	$4,000	$2,000	-50.00%
Salaries - Bonuses	$13,404	$13,250	$12,500	-5.66%
Salaries Adjustments	-	-	$9,600	-
PTO Sell Back	$2,310	-	$2,500	-
Paid Parental Leave	$11,875	-	-	-
Salaries - Regular	-	$41,073	$43,893	6.87%
Salaries - Regular	-	$41,073	$41,893	2.00%
Salaries - Regular	$241,931	$265,765	$287,622	8.22%
Salaries - Overtime	-	$2,000	$1,000	-50.00%
Salaries - Bonuses	$2,378	-	$1,875	-
Salaries Adjustments	-	-	$5,200	-
PTO Sell Back	-	-	$500	-
Benefits	$423,435	$476,798	$513,861	7.77%
Benefit Expense Allocation	$348,095	$391,592	$425,093	8.56%
Clothing & Uniforms	$3,236	$7,805	$3,652	-53.21%
Clothing & Uniforms	-	$525	$150	-71.43%
Benefit Expense Allocation	$71,248	$73,611	$83,333	13.21%
Clothing & Uniforms	$856	$3,265	$1,632	-50.02%
Utilities	$7,104	$20,800	$30,783	48.00%
Utilities - Phone Stipend	-	$3,240	$6,480	100.00%
Utilities - Telecom Allocation	$7,104	$17,020	$20,016	17.60%
Utilities - Phone Stipend	-	-	$540	-

Category	2024 Actuals	2025 Adopted	2026 Proposed	2025 Adopted vs. 2026 Proposed (% Change)
Utilities - Phone Stipend	-	$540	-	-100.00%
Utilities - Telecom Allocation	-	-	$3,747	-
Maintenance	$116,911	$144,270	$142,150	-1.47%
Maintenance Contracts	$104,411	$131,700	$137,300	4.25%
Software Services & Licenses	$12,500	$11,170	$4,850	-56.58%
Vehicle Maint Services	-	$1,400	-	-100.00%
Supplies	$16,388	$43,100	$17,344	-59.76%
Furniture	-	$22,500	-	-100.00%
Office Supplies	$11,239	$3,600	$3,250	-9.72%
Tools & Equipment	-	$500	$5,000	900.00%
Safety Supplies	$346	$2,100	$640	-69.52%
Vehicle Fuel	$4,176	$4,200	$6,654	58.43%
Furniture Less Than $10K	-	$7,500	-	-100.00%
Office Supplies	-	-	$200	-
Safety Supplies	-	$200	$200	0.00%
Office Supplies	$476	$900	$600	-33.33%
Tools & Equipment	-	$1,000	$500	-50.00%
Safety Supplies	$151	$600	$300	-50.00%
Services - Other	$1,310	$1,100	$500	-54.55%
Printing & Copy Services	$1,197	$825	$350	-57.58%
Printing & Copy Services	-	$125	-	-100.00%
Printing & Copy Services	$112	$150	$150	0.00%
Other Expenses	$35,245	$72,975	$60,427	-17.19%
Training	$4,111	$8,500	$4,050	-52.35%
Travel & Conferences	$11,530	$20,670	$16,050	-22.35%
Membership Dues	$594	$2,580	$3,842	48.91%
Food & Related Services	$2,217	$2,500	$2,500	0.00%
Training	-	$500	$500	0.00%
Travel & Conferences	-	-	$1,320	-
Books, Publications & Reference Materials	-	-	$250	-
Membership Dues	-	-	$70	-
Training	$3,461	$11,080	$5,000	-54.87%
Travel & Conferences	$6,534	$13,070	$16,035	22.69%
Books, Publications & Reference Materials	-	$500	$500	0.00%
Membership Dues	$1,905	$2,075	$3,310	59.52%
Special Events	$3,840	$10,000	$7,000	-30.00%
Permits, Licenses & Other Fees	$1,053	$1,500	-	-100.00%
Capital	$135,090	$192,000	$204,000	6.25%
Construction - Traffic Calming	$9,680	-	-	-
Construction - Traffic Mitigation	$122,289	-	-	-
Construction - FVSCI	$3,122	-	-	-
Construction - Traffic Calming	-	$75,000	-	-100.00%
Construction - Traffic Mitigation	-	$117,000	$50,000	-57.26%
Briggs Street Median - Circle K	-	-	$154,000	-
Debt	$38,493	$6,244	$61,131	879.04%

Category	2024 Actuals	2025 Adopted	2026 Proposed	2025 Adopted vs. 2026 Proposed (% Change)
Capital Leases - Principal - FCL Enterprise	$25,893	$6,244	$61,131	879.04%
Capital Leases - Interest - FCL Enterprise	$12,601	-	-	-
Professional Services	$202,713	$1,599,776	$688,500	-56.96%
Consultation Services	$18,460	$192,160	$50,000	-73.98%
Engineering Services	$102,301	$127,616	$78,500	-38.49%
Engineering Services - Reimbursable	$81,953	$200,000	$100,000	-50.00%
Engineering Services	-	$400,000	$400,000	0.00%
Engineering Services	-	$400,000	-	-100.00%
Consultation Services	-	$50,000	$30,000	-40.00%
Engineering Services	-	$230,000	$30,000	-86.96%
Total Engineering	$2,418,210	$4,339,477	$3,665,853	-15.52%
Transportation				
Salaries & Wages	$197,449	$1,176,713	$1,294,284	9.99%
Salaries - Regular	$195,691	$1,153,413	$1,259,334	9.18%
Salaries - Overtime	-	$13,300	$13,300	0.00%
Salaries - Bonuses	$1,758	$10,000	$11,250	12.50%
Salaries Adjustments	-	-	$7,900	-
PTO Sell Back	-	-	$2,500	-
Benefits	$52,620	$335,667	$374,870	11.68%
Benefit Expense Allocation	$52,449	$319,472	$364,870	14.21%
Clothing & Uniforms	$171	$16,195	$10,000	-38.25%
Utilities	$5,220	$355,431	$357,624	0.62%
Utilities - Electric Service	$5,220	$305,000	$305,000	0.00%
Utilities - Waste Disposal Service	-	$29,700	$29,700	0.00%
Utilities - Water Service	-	$4,900	$4,900	0.00%
Utilities - Phone Stipend	-	$1,080	$1,620	50.00%
Utilities - Telecom Allocation	-	$14,751	$16,404	11.21%
Maintenance	$7,963	$1,236,949	$1,325,593	7.17%
Maintenance Contracts	-	$35,974	$49,893	38.69%
Software Services & Licenses	$7,963	$41,275	$52,000	25.98%
Vehicle Maint Services	-	$6,000	-	-100.00%
Equipment Maint Services	-	$85,000	-	-100.00%
Street Maint Services	-	$732,100	$882,100	20.49%
Street Striping Services	-	$285,000	$300,000	5.26%
Concrete Repair Services - Reimb.	-	$10,000	-	-100.00%
Signal Maint Services	-	$20,000	$20,000	0.00%
Dust Abatement Services	-	$21,600	$21,600	0.00%
Supplies	$32,089	$295,550	$335,925	13.66%
Furniture	-	$22,500	-	-100.00%
Office Supplies	$620	$1,900	-	-100.00%
Tools & Equipment	$31,468	$10,000	$10,000	0.00%
Safety Supplies	-	$3,550	-	-100.00%

Category	2024 Actuals	2025 Adopted	2026 Proposed	2025 Adopted vs. 2026 Proposed (% Change)
Vehicle Fuel	-	$31,900	$36,557	14.60%
Street Maint Supplies	-	$209,000	$254,000	21.53%
Signage & Traffic Controls	-	$16,700	$35,368	111.78%
Services - Other	$540	$400	$1,025	156.25%
Printing & Copy Services	$540	$300	$925	208.33%
Courier Services	-	$100	$100	0.00%
Program Operations	-	-	$100,000	-
Program Operations - Traffic Calming NSMP	-	-	$100,000	-
Other Expenses	$2,953,069	$82,455	$82,831	0.46%
Training	$739	$17,900	$17,386	-2.87%
Travel & Conferences	$3,451	$32,300	$22,919	-29.04%
Books, Publications & Reference Materials	-	$300	$10,000	3,233.33%
Membership Dues	$18,132	$24,955	$26,026	4.29%
Special Events	-	$3,000	$2,000	-33.33%
Food & Related Services	$551	$4,000	$4,500	12.50%
IGA Reimbursements - Hwy 7 & 119th Contributions	$2,843,945	-	-	-
IGA Reimbursements - CO 7 Priority 1 TIP	$86,250	-	-	-
Capital	-	$6,670,966	$7,027,442	5.34%
Concrete Maintenance Program	-	$350,000	$400,000	14.29%
Bridge Maintenance	-	$1,330,404	-	-100.00%
Construction	-	$228,017	-	-100.00%
Street Overlay	-	$4,500,000	$4,500,000	0.00%
Traffic Signal Improvements	-	$52,500	$963,725	1,735.67%
Bus Stop Construction	-	-	$378,000	-
Construction- Vista Parkway Interim Improvements	-	$210,045	-	-100.00%
ADA Transition Plan	-	-	$100,000	-
Heavy Equipment - New	-	-	$685,717	-
Debt	-	$77,691	$77,116	-0.74%
Capital Leases - Principal	-	$77,691	$77,116	-0.74%
Transfers Out	-	$2,422,500	-	-100.00%
Trans. Out to General Fund - Flex Ride TIP	-	$1,080,000	-	-100.00%
Trans. Out to General Fund - CDS - CO 7	-	$500,000	-	-100.00%
Trans. Out to General Fund - SW Weld TIP	-	$150,000	-	-100.00%
Trans. Out to General Fund - I-25 TIP	-	$395,000	-	-100.00%
Trans. Out to General Fund - CO-52 TIP	-	$297,500	-	-100.00%
Professional Services	$232,829	$3,300,729	$652,600	-80.23%
Consultation Services	$90,113	$342,729	$348,600	1.71%

Category	2024 Actuals	2025 Adopted	2026 Proposed	2025 Adopted vs. 2026 Proposed (% Change)
Consultation Srvcs - Transportation Mobility Plan	$114,796	-	-	-
Consultation Services - Bus Stop Design	-	$175,000	-	-100.00%
Consultation Services - Vision Zero Plan	$5,963	-	$4,000	-
Consultation Services - Flex Ride Town Match HHS	$21,957	-	-	-
Consultation Srvc - Flex Ride TIP Grant Town Match	-	$60,000	-	-100.00%
Consult. Srvcs - CDS – CO 7 Trail Impr	-	$125,000	-	-100.00%
Consult. Srvcs - SW Weld Transit Study	-	$17,000	-	-100.00%
Consult. Srvcs - I-25 Interchange Study	-	$130,000	-	-100.00%
Consult. Srvcs - CO 52 Intersection Impr.	-	$71,000	-	-100.00%
Consultation Services - Reimbursable	-	-	$100,000	-
Consultation Services - Flex Ride Reim HHS Grant	-	-	$200,000	-
Consultation Srvc - Reim.- Flex Ride (TIP Grant)	-	$1,080,000	-	-100.00%
Reimb. Consult. Srvcs - CDS – CO 7 Trail Impr	-	$500,000	-	-100.00%
Reimb. Consult. Srvcs - SW Weld Transit Study	-	$150,000	-	-100.00%
Reimb. Consult. Srvcs - I-25 Interchange Study	-	$370,000	-	-100.00%
Reimb. Consult. Srvcs - CO 52 Intersection Impr	-	$280,000	-	-100.00%
Total Transportation	$3,481,779	$15,955,051	$11,629,310	-27.11%
Facility Operation Services				
Salaries & Wages	$461,150	$539,454	$552,493	2.42%
Salaries - Regular	$457,139	$529,704	$545,493	2.98%
Salaries - Overtime	$221	$5,000	$1,500	-70.00%
Salaries - Bonuses	$3,790	$4,750	$5,000	5.26%
PTO Sell Back	-	-	$500	-
Benefits	$134,606	$154,597	$160,467	3.80%
Benefit Expense Allocation	$133,130	$146,867	$158,047	7.61%
Clothing & Uniforms	$1,475	$7,730	$2,420	-68.69%
Utilities	$171,650	$190,679	$192,824	1.12%
Utilities - Electric Service	$74,264	$80,141	$90,000	12.30%
Utilities - Gas Service	$58,893	$78,593	$70,000	-10.93%
Utilities - Water Service	$31,626	$24,638	$24,638	0.00%
Utilities - Phone Stipend	-	$540	$1,080	100.00%
Utilities - Telecom Allocation	$6,867	$6,767	$7,106	5.01%
Maintenance	$465,650	$695,483	$758,697	9.09%
Maintenance Contracts	$336,353	$392,475	$429,710	9.49%

Category	2024 Actuals	2025 Adopted	2026 Proposed	2025 Adopted vs. 2026 Proposed (% Change)
Software Services & Licenses	$3	$19,153	$1,500	-92.17%
Bldgs/Grounds Maint Services	$58,544	$101,880	$116,693	14.54%
Bldgs/Grounds Maint Services - Parking Lot Maint.	-	$85,000	$85,000	0.00%
Bldgs/Grounds Maint Services - ECC Maint Refresh	$5,891	-	$10,000	-
Vehicle Maint Services	-	$1,400	-	-100.00%
Equipment Maint Services	$64,858	$95,575	$115,794	21.16%
Supplies	$109,190	$164,454	$193,551	17.69%
Bldgs/Grounds Maint Supplies	$70,681	$99,354	$124,108	24.91%
Furniture	-	$15,000	$20,000	33.33%
Office Equipment	$15,755	$11,500	$25,000	117.39%
Office Supplies	$351	$800	$500	-37.50%
Tools & Equipment	$4,439	$13,200	$5,000	-62.12%
Safety Supplies	$4,295	$6,300	$6,000	-4.76%
Vandalism Maint Supplies	-	$1,000	$1,000	0.00%
Equipment Maint Supplies	$11,126	$14,800	$10,378	-29.88%
Vehicle Fuel	$2,544	$2,500	$1,565	-37.40%
Services - Other	-	$250	$250	0.00%
Printing & Copy Services	-	$250	$250	0.00%
Insurance	$1,487,392	$802,874	-	-100.00%
Property Insurance Claims - Hail Event 2023	$1,487,392	$802,874	-	-100.00%
Other Expenses	$80,308	$285,300	$146,500	-48.65%
Training	$211	$7,200	$3,000	-58.33%
Travel & Conferences	$946	$5,100	$3,000	-41.18%
Food & Related Services	$178	$1,000	$500	-50.00%
Space Rental - Town Hall Expansion	$78,973	$85,000	-	-100.00%
Space Rental - LAWSC	-	$82,000	$40,000	-51.22%
Space Rental - PD/Courts Exp	-	$105,000	$100,000	-4.76%
Capital	$12,376,232	$55,269,504	$3,172,647	-94.26%
Construction - Parking Lot Maint.	$139,548	-	-	-
Construction - Town Hall Expansion	$2,320,386	-	-	-
Construction - FEP	$31,916	-	-	-
Construction - ECC Maint Refresh	$11,994	-	-	-
Construction - Facilities Master Plan	$60,186	-	-	-
Construction - Pierce Street House Upgrades	$25,624	-	-	-
Construction - Page Property/Village at Coal Creek	$4,643	-	-	-
Construction - Parking Lot Maintenance	-	$50,000	$70,000	40.00%
Town Hall Expansion	-	$2,223,055	-	-100.00%
Construction - FEP	-	$1,153,290	$150,000	-86.99%

Category	2024 Actuals	2025 Adopted	2026 Proposed	2025 Adopted vs. 2026 Proposed (% Change)
Construction - Refresh of ECC Exterior	-	$10,000	-	-100.00%
Construction - Replacement Air Handlers	-	$90,000	$42,525	-52.75%
Construction - Facilities Master Plan	-	$169,545	$205,308	21.09%
Construction - Office Remodeling	-	$188,486	$100,000	-46.95%
Pierce Street House Upgrades	-	$7,401	-	-100.00%
Facilities Exterior	-	$36,570	-	-100.00%
Page Property	-	$477,356	-	-100.00%
Construction	-	$908,900	-	-100.00%
Construction	-	$1,025,000	$325,000	-68.29%
Construction - Facilities Energy Performance	$54,203	-	-	-
Construction - Town Hall Expansion	$7,248,091	$2,970,702	-	-100.00%
Construction - Erie Community Center Addition	-	$710,512	$1,016,620	43.08%
Construction - Page Property	-	$3,667,000	$1,263,194	-65.55%
Construction - PD/Courts Exp	$86,618	$39,266,850	-	-100.00%
Heavy Equipment	$10,247	-	-	-
Construction - Town Hall Expansion	$1,499,137	$1,406,353	-	-100.00%
Construction - Town Hall Expansion	$617,843	$587,189	-	-100.00%
Construction - Town Hall Expansion	$265,794	$321,295	-	-100.00%
Debt	$14,342	$30,950	$28,615	-7.54%
Capital Leases - Principal - FCL Enterprise	$11,441	$30,950	$28,615	-7.54%
Capital Leases - Interest - FCL Enterprise	$2,901	-	-	-
Transfers Out	$54,203	-	-	-
Transfer to General Fund - FEP	$54,203	-	-	-
Professional Services	-	$25,000	$25,000	0.00%
Consultation Services	-	$25,000	$25,000	0.00%
Total Facility Operation Services	$15,354,722	$58,158,544	$5,231,044	-91.01%
Fleet				
Debt	-	-	$50,435	-
Capital Leases - Principal - FCL Enterprise	-	-	$50,435	-
Total Fleet	-	-	$50,435	-
Streets				
Salaries & Wages	$670,223	-	-	-
Salaries - Regular	$650,167	-	-	-
Salaries - Overtime	$15,273	-	-	-
Salaries - Bonuses	$3,740	-	-	-
PTO Sell Back	$1,043	-	-	-

Category	2024 Actuals	2025 Adopted	2026 Proposed	2025 Adopted vs. 2026 Proposed (% Change)
Benefits	$203,099	-	-	-
Benefit Expense Allocation	$194,927	-	-	-
Clothing & Uniforms	$8,172	-	-	-
Utilities	$464,584	-	-	-
Utilities - Electric Service	$433,158	-	-	-
Utilities - Waste Disposal Service	$21,851	-	-	-
Utilities - Water Service	$3,575	-	-	-
Utilities - Telecom Allocation	$6,000	-	-	-
Maintenance	$851,579	-	-	-
Maintenance Contracts	$23,001	-	-	-
Street Maint Services	$531,156	-	-	-
Street Striping Services	$274,738	-	-	-
Signal Maint Services	$4,848	-	-	-
Dust Abatement Services	$17,836	-	-	-
Supplies	$203,879	-	-	-
Tools & Equipment	$7,357	-	-	-
Safety Supplies	$2,887	-	-	-
Vehicle Fuel	$32,520	-	-	-
Street Maint Supplies	$103,060	-	-	-
Signage & Traffic Controls	$58,055	-	-	-
Other Expenses	$21,717	-	-	-
Training	$11,651	-	-	-
Travel & Conferences	$8,423	-	-	-
Membership Dues	$250	-	-	-
Food & Related Services	$1,239	-	-	-
Permits, Licenses & Other Fees	$155	-	-	-
Capital	$4,168,196	$608,012	-	-100.00%
Concrete Maintenance Program - CMP	$611,999	-	-	-
Construction - Bridge Main	$92,685	-	-	-
Construction - Signal Comm. Project	$1	-	-	-
Construction - Street Overlay	$2,801,837	-	-	-
Construction - 119th & EP	$11,019	-	-	-
Construction – Traffic Signal Improvements	$85,674	-	-	-
Construction	-$82,389	-	-	-
Construction	$21,282	-	-	-
Construction	$8,192	-	-	-
Construction - ARPA Grant	$594,135	-	-	-
Heavy Equipment	$23,760	$608,012	-	-100.00%
Debt	$36,611	-	-	-
Capital Leases - Principal - FCL Enterprise	$25,566	-	-	-
Capital Leases - Interest - FCL Enterprise	$11,045	-	-	-
Transfers Out	$519,939	-	-	-

Category	2024 Actuals	2025 Adopted	2026 Proposed	2025 Adopted vs. 2026 Proposed (% Change)
Transfer to General Fund - Signal Comm. Project	$8,193	-	-	-
Transfer to General Fund - ARPA	$511,746	-	-	-
Professional Services	$35,192	-	-	-
Consultation Services	$35,192	-	-	-
Total Streets	$7,175,017	$608,012	-	-100.00%
Airport				
Utilities	$31,923	$49,200	$35,600	-27.64%
Utilities - Electric Service	$17,718	$27,000	$20,000	-25.93%
Utilities - Gas Service	$3,750	$10,500	$4,000	-61.90%
Utilities - Waste Disposal Service	$7,948	$8,400	$8,400	0.00%
Utilities - Water Service	$952	$3,300	$1,500	-54.55%
Utilities - Telecom Service	$1,556	-	$1,700	-
Maintenance	$36,512	$115,500	$20,000	-82.68%
Maintenance Contracts	-	$26,250	-	-100.00%
Bldgs/Grounds Maint Services	$36,512	$89,250	$20,000	-77.59%
Supplies	$3,493	$13,050	$1,500	-88.51%
Bldgs/Grounds Maint Supplies	$3,493	$2,500	$1,500	-40.00%
Tools & Equipment	-	$10,550	-	-100.00%
Services - Other	-	$735	-	-100.00%
Printing & Copy Services	-	$735	-	-100.00%
Insurance	$37,668	$12,011	$36,500	203.89%
Property & Liability Insurance	$35,364	$8,998	$36,500	305.65%
P&L Insurance Allocation	$2,304	$3,013	-	-100.00%
Other Expenses	$1,246	$29,595	$38,335	29.53%
Travel & Conferences	-	$2,625	-	-100.00%
Postage	-	$105	-	-100.00%
Membership Dues	-	$3,261	-	-100.00%
Advertising & Publishing	-	$2,625	-	-100.00%
Bank Charges	$10	-	-	-
Permits, Licenses & Other Fees	-	$111	$200	80.18%
Indirect Cost Allocation	$1,236	$20,868	$38,135	82.74%
Professional Services	$268,000	$265,300	$272,700	2.79%
Legal Services	-	$3,300	$3,500	6.06%
Consultation Services	$268,000	$262,000	$269,200	2.75%
Total Airport	$378,842	$485,390	$404,635	-16.64%
Debt				
Debt	-$1,889,298	-	-	-
Principal Payment Offset - COP's 2014	-$767,250	-	-	-
Principal Payment Offset - Series 2015	-$955,350	-	-	-
Principal Payment Offset - WRRB, Series 2017	-$356,400	-	-	-
Amort. of Bond Deferrals - COP's 2014	-$53,963	-	-	-

Category	2024 Actuals	2025 Adopted	2026 Proposed	2025 Adopted vs. 2026 Proposed (% Change)
Revenue Bonds - Principal - WRRB, Series 2016	$620,000	-	-	-
Revenue Bonds - Interest - WRRB, Series 2016	$271,788	-	-	-
Loans Payable - Principal - CWRPDA 2009	$23,318	-	-	-
Loans Payable - Principal - CWRPDA/ARRA Loan-2009	$50,000	-	-	-
Loans Payable - Interest - CWRPDA 2009	$2,957	-	-	-
Principal Payment Offset - CWRPDA 2009	-$46,405	-	-	-
Principal Payment Offset - CWRPDA/ARRA Loan-2009	-$100,000	-	-	-
Principal Payment Offset - WRRB, Series 2016	-$620,000	-	-	-
Interest Accrual - CWRPDA 2009	$908	-	-	-
Interest Accrual - WRRB, Series 2016	$42,715	-	-	-
Amort. of Bond Deferrals - WRRB, Series 2016	$7,583	-	-	-
Amort. of Bond Ins. Prem. (P 13) (2016)	$2,496	-	-	-
Principal Payment Offset - CWCB Storm Drainage	-$14,369	-	-	-
Interest Accrual - CWCB Storm Drainage	$2,675	-	-	-
Total Debt	-$1,889,298	-	-	-
Total Expenditures	**$19,276,324**	**$96,802,491**	**$78,157,589**	**-19.26%**

Expenditures by Fund

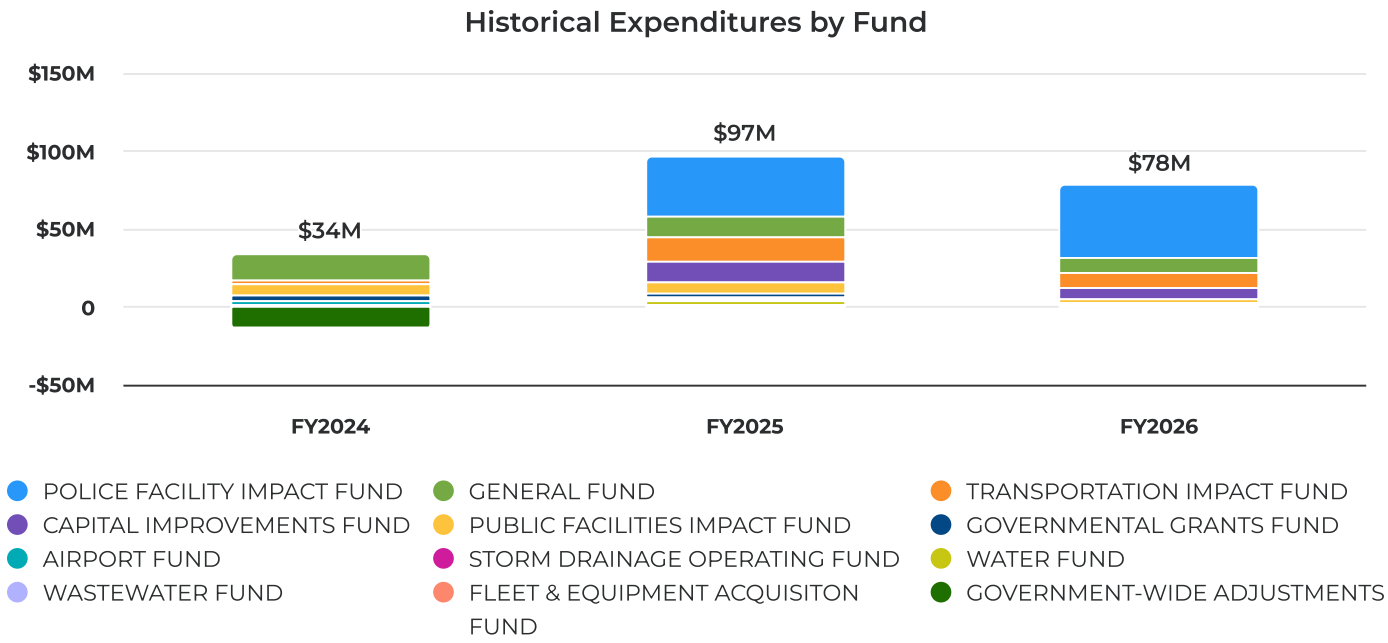

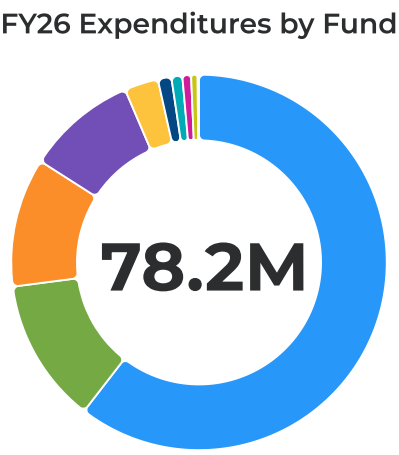

POLICE FACILITY IMPACT FUND	$47,266,850	60.48%
GENERAL FUND	$9,744,480	12.47%
TRANSPORTATION IMPACT FUND	$8,675,000	11.10%
CAPITAL IMPROVEMENTS FUND	$7,438,558	9.52%
PUBLIC FACILITIES IMPACT FUND	$2,279,814	2.92%
FLEET & EQUIPMENT ACQUISITON FUND	$903,014	1.16%
WATER FUND	$732,981	0.94%
STORM DRAINAGE OPERATING FUND	$584,129	0.75%
AIRPORT FUND	$437,969	0.56%
WASTEWATER FUND	$94,793	0.12%

Expenditures by Fund

Category	2024 Actuals	2025 Adopted	2026 Proposed	2025 Adopted vs. 2026 Proposed (% Change)
GENERAL FUND				
Administration	$365,137	$641,439	$756,544	17.94%
Salaries & Wages	$158,168	$347,965	$389,636	11.98%
Benefits	$52,279	$95,732	$111,819	16.80%
Utilities	$3,696	$9,958	$5,007	-49.72%
Supplies	$775	$10,200	$2,600	-74.51%
Services - Other	$81	$325	$400	23.08%
Insurance	$127,773	$149,488	$219,432	46.79%
Other Expenses	$80,667	$24,770	$24,650	-0.48%
Capital	-$60,222	-	-	-
Professional Services	$1,920	$3,000	$3,000	0.00%
Engineering	$2,045,773	$2,584,180	$2,433,401	-5.83%
Salaries & Wages	$1,197,212	$1,432,503	$1,565,174	9.26%
Benefits	$351,332	$399,397	$428,745	7.35%
Utilities	$7,104	$20,260	$26,496	30.78%
Maintenance	$116,911	$144,270	$142,150	-1.47%
Supplies	$15,761	$32,900	$15,544	-52.75%
Services - Other	$1,197	$825	$350	-57.58%
Other Expenses	$18,452	$34,250	$26,442	-22.80%
Capital	$135,090	-	-	-
Professional Services	$202,713	$519,776	$228,500	-56.04%
Transportation	$3,481,779	$6,783,894	$4,524,752	-33.30%
Salaries & Wages	$197,449	$1,176,713	$1,294,284	9.99%
Benefits	$52,620	$335,667	$374,870	11.68%
Utilities	$5,220	$355,431	$357,624	0.62%
Maintenance	$7,963	$1,236,949	$1,325,593	7.17%
Supplies	$32,089	$295,550	$335,925	13.66%
Services - Other	$540	$400	$1,025	156.25%
Program Operations	-	-	$100,000	-
Other Expenses	$2,953,069	$82,455	$82,831	0.46%
Professional Services	$232,829	$3,300,729	$652,600	-80.23%
Facility Operation Services	$5,504,244	$2,858,090	$2,029,782	-28.98%
Salaries & Wages	$461,150	$539,454	$552,493	2.42%
Benefits	$134,606	$154,597	$160,467	3.80%
Utilities	$171,650	$190,679	$192,824	1.12%
Maintenance	$465,650	$695,483	$758,697	9.09%
Supplies	$109,190	$164,454	$193,551	17.69%
Services - Other	-	$250	$250	0.00%
Insurance	$1,487,392	$802,874	-	-100.00%
Other Expenses	$80,308	$285,300	$146,500	-48.65%
Capital	$2,594,299	-	-	-
Professional Services	-	$25,000	$25,000	0.00%
Streets	$5,971,099	-	-	-
Salaries & Wages	$670,223	-	-	-
Benefits	$203,099	-	-	-

Category	2024 Actuals	2025 Adopted	2026 Proposed	2025 Adopted vs. 2026 Proposed (% Change)
Utilities	$464,584	-	-	-
Maintenance	$851,579	-	-	-
Supplies	$203,879	-	-	-
Other Expenses	$21,717	-	-	-
Capital	$3,520,827	-	-	-
Professional Services	$35,192	-	-	-
Total GENERAL FUND	$17,368,032	$12,867,603	$9,744,480	-24.27%
CAPITAL IMPROVEMENTS FUND				
Engineering	-	$192,000	$204,000	6.25%
Capital	-	$192,000	$204,000	6.25%
Transportation	-	$6,670,966	$6,341,725	-4.94%
Capital	-	$6,670,966	$6,341,725	-4.94%
Facility Operation Services	-	$6,339,603	$892,833	-85.92%
Capital	-	$6,339,603	$892,833	-85.92%
Total CAPITAL IMPROVEMENTS FUND	-	$13,202,569	$7,438,558	-43.66%
GOVERNMENTAL GRANTS FUND				
Administration	$2,100,878	$456,595	-	-100.00%
Capital	$2,079,597	$450,000	-	-100.00%
Transfers Out	$21,281	$6,595	-	-100.00%
Transportation	-	$2,422,500	-	-100.00%
Transfers Out	-	$2,422,500	-	-100.00%
Facility Operation Services	$108,406	-	-	-
Capital	$54,203	-	-	-
Transfers Out	$54,203	-	-	-
Streets	$1,143,548	-	-	-
Capital	$623,609	-	-	-
Transfers Out	$519,939	-	-	-
Total GOVERNMENTAL GRANTS FUND	$3,352,832	$2,879,095	-	-100.00%
TRANSPORTATION IMPACT FUND				
Administration	$2,236,775	$15,526,133	$8,675,000	-44.13%
Capital	$2,236,775	$15,526,133	$8,675,000	-44.13%
Total TRANSPORTATION IMPACT FUND	$2,236,775	$15,526,133	$8,675,000	-44.13%
PUBLIC FACILITIES IMPACT FUND				
Facility Operation Services	$7,248,091	$7,348,214	$2,279,814	-68.97%
Capital	$7,248,091	$7,348,214	$2,279,814	-68.97%
Total PUBLIC FACILITIES IMPACT FUND	$7,248,091	$7,348,214	$2,279,814	-68.97%
POLICE FACILITY IMPACT FUND				
Administration	-	-	$47,266,850	-
Other Expenses	$336	-	-	-
Capital	-$336	-	$47,266,850	-
Facility Operation Services	$86,618	$39,266,850	-	-100.00%
Capital	$86,618	$39,266,850	-	-100.00%

Category	2024 Actuals	2025 Adopted	2026 Proposed	2025 Adopted vs. 2026 Proposed (% Change)
Total POLICE FACILITY IMPACT FUND	$86,618	$39,266,850	$47,266,850	20.37%
FLEET & EQUIPMENT ACQUISITON FUND				
Administration	-$516,025	-	-	-
Other Expenses	-$159	-	-	-
Capital	-$421,008	-	-	-
Debt	-$94,857	-	-	-
Engineering	$38,493	$6,244	$61,131	879.04%
Debt	$38,493	$6,244	$61,131	879.04%
Transportation	-	$77,691	$762,833	881.88%
Capital	-	-	$685,717	-
Debt	-	$77,691	$77,116	-0.74%
Facility Operation Services	$24,589	$30,950	$28,615	-7.54%
Capital	$10,247	-	-	-
Debt	$14,342	$30,950	$28,615	-7.54%
Fleet	-	-	$50,435	-
Debt	-	-	$50,435	-
Streets	$60,371	$608,012	-	-100.00%
Capital	$23,760	$608,012	-	-100.00%
Debt	$36,611	-	-	-
Total FLEET & EQUIPMENT ACQUISITON FUND	-$392,572	$722,897	$903,014	24.92%
WATER FUND				
Administration	-	$290,736	$285,858	-1.68%
Salaries & Wages	-	$540	-	-100.00%
Services - Other	-	$3,838	-	-100.00%
Other Expenses	-	$500	-	-100.00%
Professional Services	-	$285,858	$285,858	0.00%
Engineering	-	$449,923	$447,123	-0.62%
Salaries & Wages	-	$41,073	$43,893	6.87%
Benefits	-	$525	$150	-71.43%
Utilities	-	-	$540	-
Supplies	-	$7,700	$400	-94.81%
Services - Other	-	$125	-	-100.00%
Other Expenses	-	$500	$2,140	328.00%
Professional Services	-	$400,000	$400,000	0.00%
Facility Operation Services	$1,499,137	$1,406,353	-	-100.00%
Capital	$1,499,137	$1,406,353	-	-100.00%
Debt	-$2,132,963	-	-	-
Debt	-$2,132,963	-	-	-
Total WATER FUND	-$633,826	$2,147,012	$732,981	-65.86%
WASTEWATER FUND				
Administration	$5,336	$52,900	$52,900	0.00%
Benefits	-	-	-	-
Services - Other	-	$400	$400	0.00%
Capital	$5,336	-	-	-

Category	2024 Actuals	2025 Adopted	2026 Proposed	2025 Adopted vs. 2026 Proposed (% Change)
Professional Services	-	$52,500	$52,500	0.00%
Engineering	-	$441,073	$41,893	-90.50%
Salaries & Wages	-	$41,073	$41,893	2.00%
Professional Services	-	$400,000	-	-100.00%
Facility Operation Services	$617,843	$587,189	-	-100.00%
Capital	$617,843	$587,189	-	-100.00%
Debt	$255,359	-	-	-
Debt	$255,359	-	-	-
Total WASTEWATER FUND	$878,538	$1,081,162	$94,793	-91.23%
STORM DRAINAGE OPERATING FUND				
Administration	$1,902	$105,825	$105,825	0.00%
Benefits	-	-	-	-
Capital	$1,902	-	-	-
Professional Services	-	$105,825	$105,825	0.00%
Engineering	$333,944	$666,056	$478,304	-28.19%
Salaries & Wages	$244,309	$267,765	$296,197	10.62%
Benefits	$72,103	$76,876	$84,965	10.52%
Utilities	-	$540	$3,747	593.89%
Supplies	$627	$2,500	$1,400	-44.00%
Services - Other	$112	$150	$150	0.00%
Other Expenses	$16,793	$38,225	$31,845	-16.69%
Professional Services	-	$280,000	$60,000	-78.57%
Facility Operation Services	$265,794	$321,295	-	-100.00%
Capital	$265,794	$321,295	-	-100.00%
Debt	-$11,694	-	-	-
Debt	-$11,694	-	-	-
Total STORM DRAINAGE OPERATING FUND	$589,946	$1,093,176	$584,129	-46.57%
AIRPORT FUND				
Administration	$1,667,736	$182,389	$33,334	-81.72%
Capital	$1,667,736	$182,389	$33,334	-81.72%
Airport	$378,842	$485,390	$404,635	-16.64%
Utilities	$31,923	$49,200	$35,600	-27.64%
Maintenance	$36,512	$115,500	$20,000	-82.68%
Supplies	$3,493	$13,050	$1,500	-88.51%
Services - Other	-	$735	-	-100.00%
Insurance	$37,668	$12,011	$36,500	203.89%
Other Expenses	$1,246	$29,595	$38,335	29.53%
Professional Services	$268,000	$265,300	$272,700	2.79%
Total AIRPORT FUND	$2,046,578	$667,779	$437,969	-34.41%
GOVERNMENT-WIDE ADJUSTMENTS				
Administration	-$13,504,687	-	-	-
Capital	-$13,504,687	-	-	-
Total GOVERNMENT-WIDE ADJUSTMENTS	-$13,504,687	-	-	-

Category	2024 Actuals	2025 Adopted	2026 Proposed	2025 Adopted vs. 2026 Proposed (% Change)
Total Expenditures	$19,276,324	$96,802,491	$78,157,589	-19.26%

Utilities Department

About Us

Mission Statement

The **Utilities Department** supports our citizens by planning, constructing, and maintaining safe and healthy water resources, high-quality water reclamation services, reliable storm drainage systems and efficient Town Fleet services.

Department Description

The **Utilities Department** is made up of 10 divisions, including Administration, Water Distribution, Wastewater Collection, Meters, Storm Drainage, Locates, Backflow, Fleet Maintenance, Water Treatment, and Wastewater Treatment.

Utilities Administration directs and manages the Department to align with the mission, vision and values of the Town. Administration participates in the planning of future systems and infrastructure needs, performs special projects while developing departmental policies and procedures, and maintains oversight of the town's water rights portfolio. This division also oversees the utilities' capital improvement program (CIP), prepares and manages the department budget, prepares Council agenda items, and ensures effective management and operational conditions of the Department.

Additionally, the Utilities Administration plays a vital role in representing the Town with other outside agencies, such as the Environmental Protection Agency (EPA), Army Corps of Engineers, Northern Water, Boulder County, Weld County, Colorado Department of Public Health & Environment (CDPHE), Federal Emergency Management Agency (FEMA), North Front Range Water Quality Planning Association (NFRWQPA) and surrounding municipalities.

The **Operations and Maintenance Group (O&M**) consists of a number of **divisions,** including the Water Distribution and Wastewater Collection divisions (D&C), Meters, Storm Drainage, Locates, Backflow, and Fleet Maintenance. This group of divisions partners with the Public Works' Streets division to ensure effective plowing operations in the winter. Additionally, staff in the O&M group are on-call 24/7.

> **Distribution & Collection (D&C) divisions** operate and maintain the water transmission and sanitary sewer collection systems. Staff performs routine preventive maintenance of all fire hydrants, valves, pressure reducing valves, air relief valves, sanitary sewer cleaning, vacuuming of lines, and maintenance and water and sewer emergency repairs.
>
> **Meters division** installs, repairs, reads, changes out, turns on and off, and re-reads water meters throughout the Town. This division works closely with the Utility Billing division in Finance to ensure that the meter reads received are accurate. The crews use remote devices that receive a wireless signal from the water meter. Meter reading is performed on a rotating basis for sections of the town each week. The Meters division is also upgrading all Town's water meters to smart meters. Smart meters allow users to monitor usage on a regular basis via remote connection, identify potential problems such as high usage, and see results of their water conservation efforts.
>
> **Storm Drainage division** maintains storm drainage systems in the town and, in coordination with the Engineering division in Public Works, ensures compliance with the CDPHE-issued Municipal Separate Storm Sewer System (MS4) Permit.
>
> **Locates & Backflow divisions** maintain water system backflow protection devices and associated records, as well as the Town's Industrial Pre-Treatment Program (IPP) and Fats Oils and Grease (FOG) Program. They also perform utility locates requested through the 811 system to ensure our buried infrastructure is not damaged during underground work.

Fleet Maintenance division maintains the Town's fleet of vehicles and heavy equipment through a combination of in-house and contract services. Fleet uses a tracking system for expenses incurred with any unit allowing an analysis to be completed each year for replacement criteria. The Fleet team also ensures the acquisition of new fleet units as well as the disposal (auction) of vehicles and equipment that reaches its intended service life.

Water Treatment division ensures continuous compliance with federal and state drinking water standards and operates and maintains the Lynn R Morgan Water Treatment Facility (WTF) utilizing an advanced micro to ultra-filtration membrane process. Water Treatment Facility staff also operates and maintains the solids handling, pre-treatment facility, booster pump stations, interconnects with local water suppliers, water storage facilities (tanks), and local raw water reservoirs. Staff monitors the water treatment process through the use of a Supervisory Control and Data Acquisition (SCADA) system. This system ensures continuous monitoring of all aspects of the treatment process with 24/7 alarming capabilities if pre-determined thresholds are met, and the staff in this division are on-call 24/7.

Additionally, the Water Treatment Division sends out an annual Consumer Confidence Report to our customers providing information about the water quality and services the Town of Erie delivers. This report is also available on the Town's website at https://www.erieco.gov/DocumentCenter/View/20745/Water-Quality-Report-2024?bidId=.

Wastewater Treatment division operates and maintains the North Water Reclamation Facility (NWRF) and the Re-Use Water System which delivers high quality effluent as a sustainable irrigation alternative. All the wastewater from residential and commercial customers is treated using the Integrated Fixed-Film Activated Sludge (IFAS) technology, releasing high quality effluent to Boulder Creek. This division always aims to operate the NWRF as a good neighbor, minimize odors, and return the highly treated effluent to the creek while meeting all state and federal standards.

The NWRF utilizes various physical and biological processes to remove organic and inorganic constituents from wastewater. Influent pumping, screening, grit removal, activated sludge, sedimentation, solids processing and ultraviolet disinfection are some of the components making up the treatment process and creation of a Class A biosolids product which can be applied to turf, shrubs and crops for human consumption. Laboratory staff conducts testing to monitor compliance with Colorado Department of Public Health and Environment (CDPHE) and United States Environmental Protection Agency (USEPA) to meet discharge permit limits. Staff monitors the wastewater treatment process through the use of a Supervisory Control and Data Acquisition (SCADA) system. This system ensures continuous monitoring of all aspects of the treatment process with 24/7 alarming capabilities if pre-determined thresholds are met. Staff is on Call 24/7.

The Town has a 1,000-acre-foot (326 million gallons) reuse water reservoir which is the source of the Town's Re-Use water system as well as a stream augmentation source which maximizes the Town's water rights portfolio.

Past and Future Acknowledgments

2025 Highlights

Had a successful first full year as a new department, fully transitioned all former aspects to Public Works

Acquired land for two new significant drinking water storage tanks

Entered into contract with Burns & McDonnell Engineers for design of the North Water Treatment Facility (NWTF)

Engaged a highly qualified Construction Manager at Risk for pre-construction services of the NWTF

Completed a utility rate and fee study and implemented its recommendations after robust community and stakeholder engagement

Maintained full regulatory compliance with drinking water and wastewater discharge permits

Managed hail damage repair of over 50 fleet units within insurance coverage timeline

Met goals in maintenance of storm drainage, distribution and collection infrastructure

Renewed Army Corps of Engineers non-jurisdictional designation for Prince Forebay, allowing for sale of property

2026 Goals and Objectives

Advance design of new Zone 2 and Zone 3 drinking water storage tanks and pump stations

Advance NWTF project from design to construction phase

Bring water resources management in-house

Kick off utility rate and fee study

Complete Fixed Base Operator agreement for Erie Municipal Airport (EIK)

Complete raw water resources study and model

Complete Water and non-Potable Water Strategic Plans

Maintain full regulatory compliance with drinking water and wastewater discharge permits

Meet storm drainage, distribution and collection system maintenance goals

2026 Performance Measurements

- Continue reducing outsourced fleet work orders.
- Inspect at least 10% of the water, sewer, and storm systems.
- Add electric vehicles to the fleet.
- Replace 10% of total water meters.
- Reduce percentage of rereads performed to less than 1%.

2024-25 Performance Measurement Results

2024 Highlights

- **Percent of fleet work orders completed inhouse vs contracted from 1/1/24-12/5/24**
  - Total Work Orders: 1,141
  - Total Outsourced Work Orders: 140 (12.27% of total)
- **Average age of fleet vehicles; equipment; trailers as of 2024**
  - Vehicles: 2.74 years
  - Equipment: 6.11 years
  - Trailers: 9.47 years
- **Average maintenance cost per vehicle; per equipment; per trailer as of 4-4-24.**
  - Vehicles: $656.42
  - Equipment: $4,592.70
  - Trailers: $92.71
- **Percent of lines jetted**
  - 130,000 linear feet
  - 10.22% of water lines
- **Percent of leak detection on water system**
  - 170,609 linear feet
  - 13.419% of water main lines
- **Number of valves exercised**
  - 510
- **Number of hydrants inspected**
  - 306
- **Percent of camera inspection on sewer lines**
  - 120,000 linear feet
  - 14.356% of sewer main lines
- **Miles of water lines and sewer lines**
  - Water Main Lines: 240.804 miles; 1,271,445.12 feet
  - Sewer Main Lines: 158.317 miles; 835,913.76 feet
- **Water treatment facility capacity vs max daily demand; wastewater (MGD- million gallons per day).**
  - Water Capacity: 16.65 MGD
  - Water Max Daily Demand: 10.8 MGD
  - Wastewater Capacity: 3.03 MGD
  - Wastewater Current Daily Flows: 2.0-2.1 MGD
- **Water use per capita; wastewater use per capita**
  - Water use per capita: 127 gallons per capita per day (GPCD)
  - Wastewater use per capita: 55 gallons per capita per day (GPCD)
- **Percent of water meter system replaced**
  - New Installs: 853 (6.56%)

2025 Highlights

- **Percent of fleet work orders completed inhouse vs contracted from 1/1/25-09/16/25**
  - Total Work Orders: 1,199
  - Total Outsourced Work Orders: 118 (9.842% of total)
- **Average age of fleet vehicles; equipment; trailers as of 2025**
  - Vehicles: 3.26 years
  - Equipment: 5.33 years
  - Trailers: 7.64 years
- **Average maintenance cost per vehicle; per equipment; per trailer as of 9-16-25.**
  - Vehicles: $743.93
  - Equipment: $1,539.63
  - Trailers: $130.64
- **Percent of lines jetted**
  - 175,907.1 feet
  - 13.67%
- **Percent of leak detection on water system**
  - Leak detection has not been done for 2025 yet.
- **Number of valves exercised**
  - 1,180 exercised
- **Number of hydrants inspected and painted**
  - 392 inspected
  - 301 painted
- **Percent of camera inspection on sewer lines**
  - 77,241 linear feet
  - 9.12% of sewer main lines
- **Miles of water lines and sewer lines**
  - Water Main Lines: 243.564 miles; 1,286,017.92 feet
  - Sewer Main Lines: 160.399 miles; 846,906.72 feet
- **Water treatment facility capacity vs max daily demand; wastewater (MGD- million gallons per day).**
  - Water Capacity: 16.65 MGD
  - Water Max Daily Demand: 10.15 MGD
  - Wastewater Capacity: 3.03 MGD
  - Wastewater Current Daily Flows: Approximately 2.05 MGD
- **Water use per capita; wastewater use per capita**
  - Water use per capita: 252 Gallons per person per day.
  - Wastewater use per capita: 51 gallons per person per day.
- **Percent of water meter system replaced**

    - Change Outs: 916 (7.05%)
    - Total Approximate number of meters: 13,000
- **Average install cost per meter**
    - 3/4-inch Meter with Register and Antenna: $380 per meter
    - 1 inch Meter with Register and Antenna: $530 per meter
    - ¾ inch washers: $.75 per washer
    - Composite Meter Lids: $48 per lid.
    - $25.75/hour for labor (each meter takes approx. 10-15 to mins depending on the situation)
    - Install cost for ¾ inch meter: $385.04
- **Average percentage of meters reread each month**
    - 250-300 reread each month on average (1.92-2.31% of total)
- **Number of electric vehicles added**
    - 6 Electric vehicles/pieces of equipment added in 2024
        - Unit 902 (Nissan Ariya) – Leased
        - Unit 193 (Nissan Ariya) – Leased
        - Unit 194 (F150 Lightning) – Leased
        - Unit 612 (Nissan Ariya) – Leased
        - Unit 384 (Nissan Ariya) – Leased
        - Unit 386 (Polaris R24E3CC2BD)
- **Renewable energy produced (kwh) at Town Facilities – as a percentage of overall energy demands.**
    - Pierce St: produced 5,143 kWh; total delivered by Xcel 5,221 kWh; 98.51%
    - LAWSC: produced 5,600 kWh; total delivered by Xcel 345,840 kWh; 1.619%
    - PD: produced 15,975 kWh; total delivered by Xcel 228,679 kWh; 6.986%
    - Water Plant: Produced 7 kWh; total delivered by Xcel 679,680 kWh; <.01%
- **Miles of Right-of-Way mowed**
    - 48 miles, twice a year
- **Ponds maintained/repaired by storm team**
    - Maintained: 12
    - Repaired: 2
    - 35 ponds total
- **Number of manholes and inlets inspected**
    - 150 manhole and inlets inspected or 4.25% of combined totals.
    - 1,707 manholes are Town maintained
    - 1,825 inlets are Town maintained
- **Percent of CCTV inspection and jetting on storm lines**
    - 31,058 ft or 8.76% of total
    - 354,476 feet (67.13 miles) of Town maintained lines.
    - New Installs: 573
    - Change Outs: 1.284
    - Total Approximate number of meters: ~1900
- **Average install cost per meter**
    - 3/4-inch Meter with Register and Antenna: $385 per meter
    - 1 inch Meter with Register and Antenna: $535 per meter
    - ¾ inch washers: $.75 per washer
    - Composite Meter Lids: $36.70 per lid
    - $25.75/hour for labor (each meter takes approx. 10-15 minutes to install): $5.35 approximately
    - Approximate install cost for ¾ inch meter: $428.85
- **Average percentage of meters reread each month**
    - ~9%
- **Number of electric vehicles added**
    - 7 Electric vehicles/pieces of equipment added in 2025
        - Unit 812 (Club Car Carry All 500)
        - Unit 512 (Evolution Turfman)
        - Unit 392 (Stihl RZA760.0)
        - Unit 1000 (Nissan Leaf) – Leased
        - Unit 511 (Ford Lightning) – Leased
        - Unit 813 (Ford Lightning) – Leased
        - Unit 1001 (Ford E-transit) - Leased
- **Renewable energy produced (kwh) at Town Facilities – as a percentage of overall energy demands. (As of September 19th, 2025)**
    - Pierce St: produced 2,911 kWh; total delivered by Xcel 6,362 kWh; 45.756%
    - LAWSC: produced 12,725 kWh; total delivered by Xcel 254,795 kWh; 4.994%
    - PD: produced 13,805 kWh; total delivered by Xcel 163,133 kWh; 8.462%
- **Miles of Right-of-Way mowed**
    - 48.56 Miles, 3 times a year.
- **Ponds maintained/repaired by storm team**
    - 31 Ponds
- **Number of manholes and inlets inspected**
    - 644
- **Percent of CCTV inspection and jetting on storm lines**
    - 41.89%
- **Number of locates called in**
    - 10,024 Locate Tickets
    - 134 Emergency Tickets
- **Number of backflow assemblies tested**
    - 555

- **Number of locates called in**
  - 22,544 locates called in
  - 295 emergency locates
- **Number of backflow assemblies tested**
  - 588

Utilities Financials

Expenditure Summary

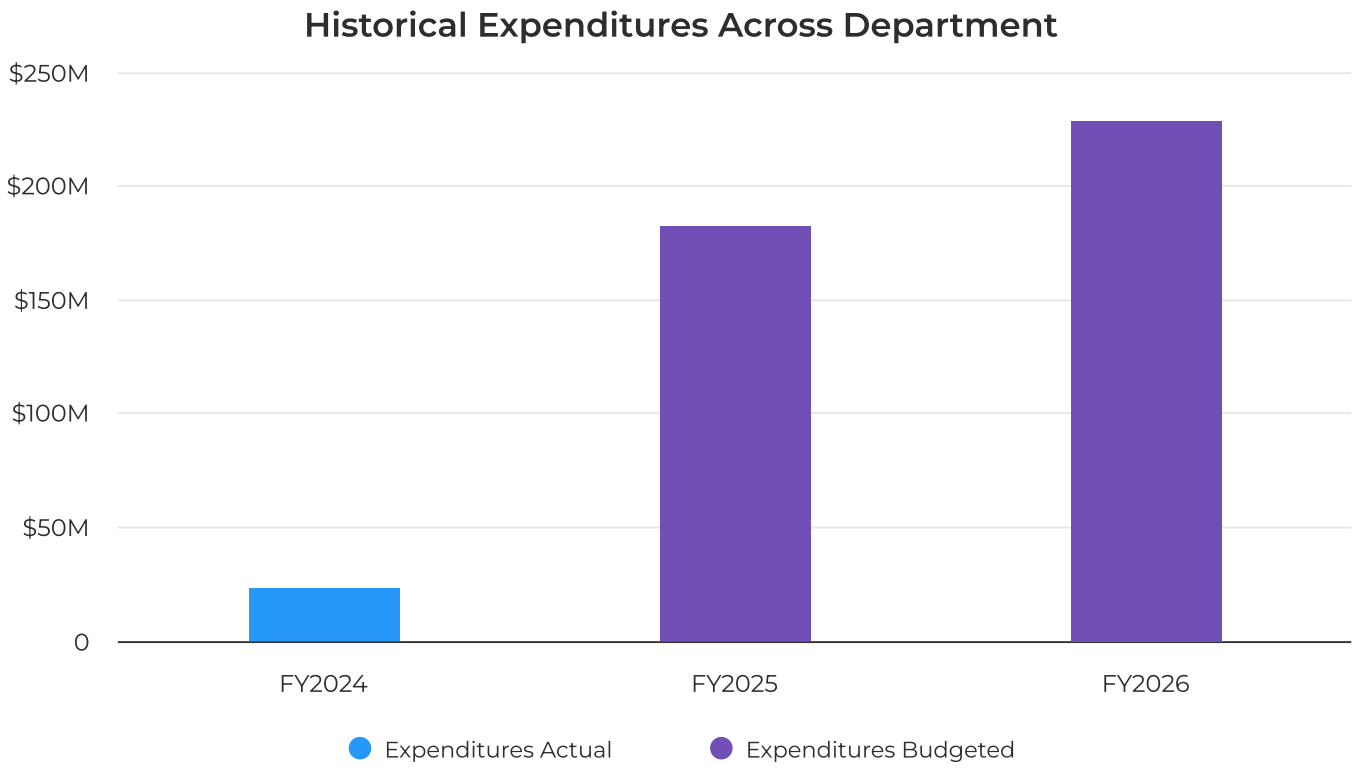

Expenditures by Expense Type

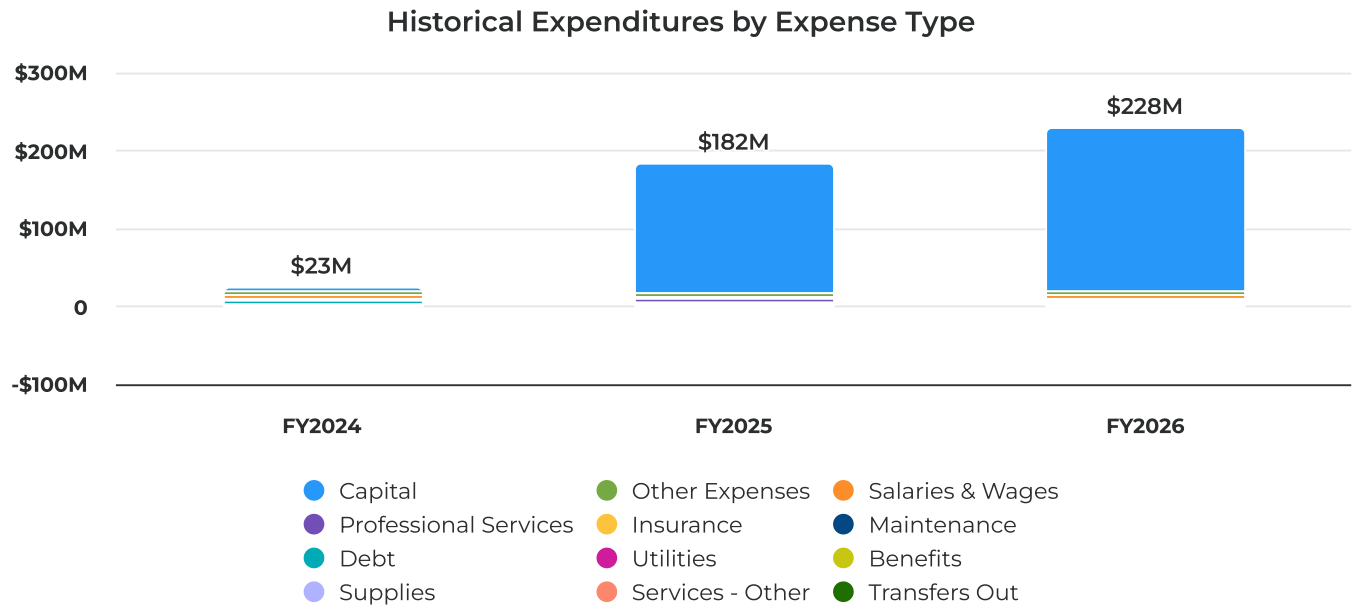

Expenditures by Division

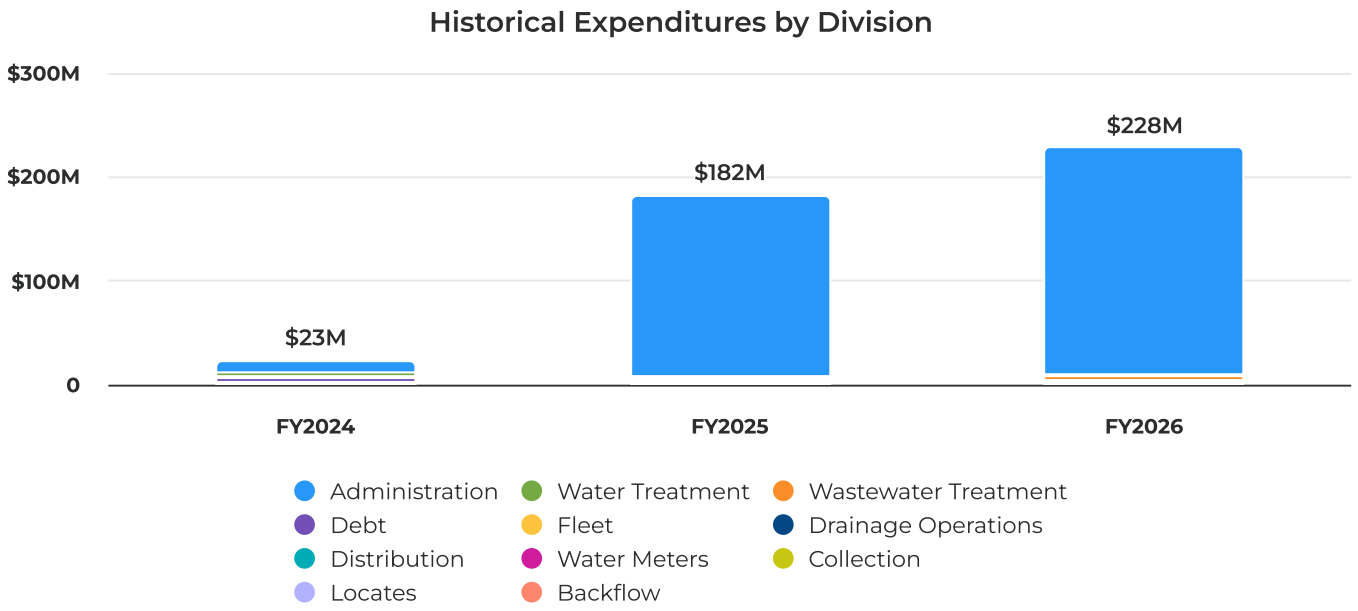

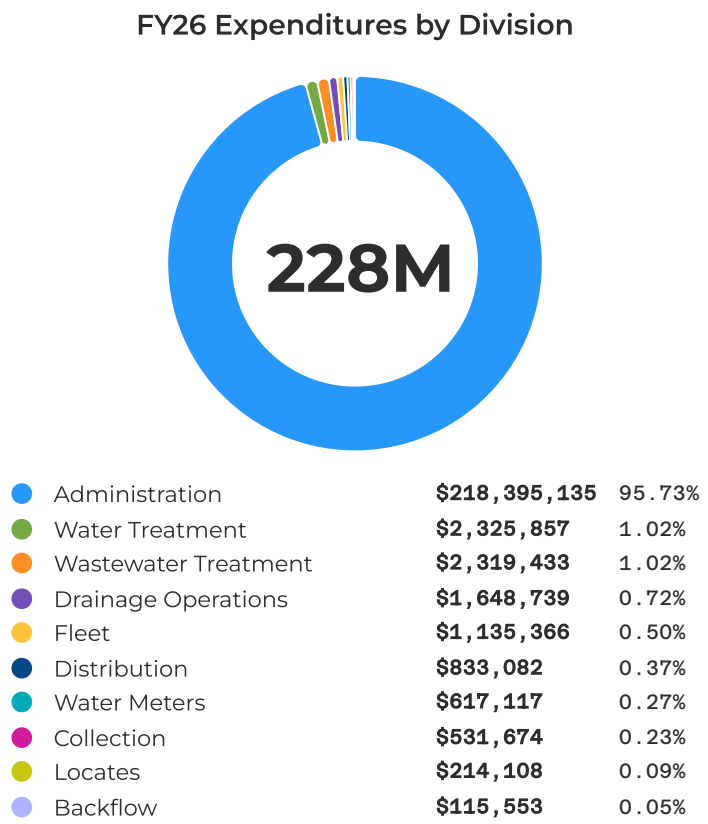

Expenditures by Division

Category	2024 Actuals	2025 Adopted	2026 Proposed	2025 Adopted vs. 2026 Proposed (% Change)
Administration				
Salaries & Wages	$816,258	$842,862	$1,146,239	35.99%
Salaries - Regular	-	$76,150	$83,357	9.46%

Category	2024 Actuals	2025 Adopted	2026 Proposed	2025 Adopted vs. 2026 Proposed (% Change)
Salaries - Regular	$267,190	$297,065	$464,351	56.31%
Salaries - Overtime	$81	-$40	-	-100.00%
Salaries - Bonuses	$1,700	-	$1,700	-
Salaries Adjustments	-	-	$4,500	-
PTO Payable Adjustment (P 13)	$32,776	-	-	-
PTO Sell Back	$751	-	-	-
Salaries - Regular	$267,189	$292,194	$337,479	15.50%
Salaries - Overtime	$81	-	-	-
Salaries - Bonuses	$1,700	-	-	-
PTO Payable Adjustment (P 13)	$32,433	-	-	-
PTO Sell Back	$751	-	-	-
Salaries - Regular	$194,579	$177,492	$254,852	43.59%
Salaries - Overtime	$81	-	-	-
Salaries - Bonuses	$1,290	-	-	-
PTO Payable Adjustment (P 13)	$14,907	-	-	-
PTO Sell Back	$751	-	-	-
Benefits	$211,147	$214,944	$335,071	55.89%
Benefit Expense Allocation	-	-	$24,151	-
Workers Compensation	$4,727	-	-	-
Benefit Expense Allocation	$75,754	$82,431	$134,538	63.21%
Clothing & Uniforms	$99	$1,050	$3,395	223.33%
Benefit Expense Allocation	$75,754	$80,932	$97,779	20.82%
Clothing & Uniforms	$25	$1,370	$1,370	0.00%
Benefit Expense Allocation	$54,762	$49,162	$73,839	50.20%
Clothing & Uniforms	$25	-	-	-
Utilities	$43,320	$7,077	$14,845	109.76%
Utilities - Phone Stipend	-	$1,080	$1,080	0.00%
Utilities - Telecom Allocation	$21,204	$2,908	$6,049	108.01%
Utilities - Telecom Allocation	$21,900	$1,793	$4,396	145.18%
Utilities - Telecom Allocation	$216	$1,295	$3,320	156.37%
Maintenance	-	$107,688	$107,688	0.00%
Maintenance Contracts	-	$107,688	$107,688	0.00%
Supplies	$329	$17,100	$3,500	-79.53%
Furniture	-	$15,000	-	-100.00%
Office Supplies	$329	$500	$1,400	180.00%
Safety Supplies	-	$400	$1,400	250.00%
Office Supplies	-	$500	-	-100.00%
Safety Supplies	-	$200	$200	0.00%
Office Supplies	-	$500	$500	0.00%
Services - Other	-	$250	$3,838	1,435.20%
Printing & Copy Services	-	$250	$3,838	1,435.20%
Insurance	$1,482,071	$1,849,051	$1,741,934	-5.79%
Property Insurance Claims	$5,473	-	-	-
P&L Insurance Allocation	-	-	$46,142	-
P&L Deductible Allocation	-	-	$15,110	-
CBT Assessment Fees	$1,035,377	$1,277,817	$1,417,541	10.93%

Category	2024 Actuals	2025 Adopted	2026 Proposed	2025 Adopted vs. 2026 Proposed (% Change)
Ditch Supply Access Fees	$44,513	$59,700	$79,385	32.97%
P&L Insurance Allocation	$231,900	$298,956	$46,142	-84.57%
P&L Deductible Allocation	-	-	$15,110	-
P&L Insurance Allocation	$161,004	$207,622	$46,142	-77.78%
P&L Deductible Allocation	-	-	$15,110	-
P&L Insurance Allocation	$3,804	$4,955	$46,142	831.22%
P&L Deductible Allocation	-	-	$15,110	-
Other Expenses	$4,729,707	$5,590,929	$5,828,051	4.24%
Training	-	$1,557	-	-100.00%
Travel & Conferences	$2,616	$7,500	$7,500	0.00%
Books, Publications & Reference Materials	$900	$1,000	$1,000	0.00%
Membership Dues	$11,245	$12,155	$11,525	-5.18%
Food & Related Services	-	$1,750	$1,750	0.00%
Bank Charges	$368,867	-	-	-
Permits, Licenses & Other Fees	$5,582	$5,975	$5,975	0.00%
Permits, Licenses & Other Fees	$77	-	-	-
Lease - Water	$247,088	$368,125	$475,000	29.03%
Indirect Cost Allocation	$2,273,469	$3,048,202	$3,174,731	4.15%
Training	$1,101	$1,775	$2,275	28.17%
Travel & Conferences	$558	$5,450	$5,450	0.00%
Membership Dues	$4,404	$4,550	$4,550	0.00%
Food & Related Services	-	$1,750	-	-100.00%
Bank Charges	$193,027	-	-	-
Permits, Licenses & Other Fees	$11,062	$12,814	$12,814	0.00%
Permits, Licenses & Other Fees	$13	-	-	-
Indirect Cost Allocation	$1,235,763	$1,663,567	$1,554,714	-6.54%
Travel & Conferences	$408	-	$1,000	-
Food & Related Services	-	$1,750	$500	-71.43%
Bank Charges	$42,605	-	-	-
Permits, Licenses & Other Fees	$406	$1,225	$1,225	0.00%
Permits, Licenses & Other Fees	$13	-	-	-
Indirect Cost Allocation	$330,503	$451,784	$568,042	25.73%
Capital	$4,320,844	$163,237,748	$207,981,590	27.41%
Coal Creek Reach 2 and 4	-	-	$3,500,000	-
Construction - Coal Creek Reach 2 & 4	-	$2,936,500	$6,650,000	126.46%
Construction - Briggs Alleyway Storm Water Impr.	-	$1,440,000	$400,000	-72.22%
Water Meters & Yokes - Replacements	$875,425	$632,858	$836,605	32.19%
Water Meters & Yokes - New	-	$347,084	$357,194	2.91%
Raw Water Acquisitions - Windy Gap Firming Project	$2,052,339	$1,853,000	$2,869,000	54.83%
Raw Water Acquisitions - NISP	$4,532,667	$6,500,000	$4,858,750	-25.25%
Construction - Pump Station Upgrades	-	$810,433	-	-100.00%

Category	2024 Actuals	2025 Adopted	2026 Proposed	2025 Adopted vs. 2026 Proposed (% Change)
Construction - Zone 3 Waterline Ext. - Phase 2	$109,283	$200,000	-	-100.00%
Construction - FEP	$21,007	$29,515	-	-100.00%
Construction - Erie Village Waterline	-	$300,000	-	-100.00%
Construction - Mobile Bypass System	$692	$405,688	-	-100.00%
Construction - Zone 2 Transmission Main 1st Phase	-	$14,990,050	-	-100.00%
Construction - Zone 2 Storage Tank	-	$32,136,942	-	-100.00%
Construction - Well Project	$18,567	$4,104,667	-	-100.00%
Construction - SCADA System Upgrade	-	$187,500	-	-100.00%
Construction - Zone 3 Water Tank at WTF	$4,372	$14,714,770	$19,091,872	29.75%
Construction - Water Treatment Facility - New	$471,589	$25,287,609	$151,683,000	499.83%
Construction - AC Line Replacement in Air Park	-	$2,040,000	-	-100.00%
Construction - Reimburse Spring Hill For Waterline	-	$800,000	-	-100.00%
Construction - Boulder Creek Stabilization	$24,714	$158,358	-	-100.00%
Construction - Pipe SBCD	$442,504	-	-	-
Construction - WTP Lab & Admin Exp	-	$991,300	-	-100.00%
Construction	-	$275,000	-	-100.00%
Construction - Ventilation Improvements	-	$130,000	-	-100.00%
Construction - Zone 3 WCR7 Waterline Improvements	$1,079,360	$6,731,000	-	-100.00%
Construction - County Line Rd Waterline to Airport	-	$1,050,000	-	-100.00%
Construction - PRV Vault Communication	-	$1,325,000	-	-100.00%
Construction - Filly Lake Well System Pipeline Imp	$370,342	$5,172,600	-	-100.00%
Construction - Flume/Drop Structure	$129,861	$1,066,220	-	-100.00%
Construction - Fiber from WTF To Tank Site	-	$675,000	-	-100.00%
Construction - LRMWTF Equipment Replacements	-	$100,000	$100,000	0.00%
Construction - Erie Lake Repairs	$79,029	$2,657,270	$1,000,000	-62.37%
Construction - Valve Rehabilitation	-	$54,400	$54,400	0.00%
Construction - Hydrant Meter Replacements	-	$17,900	$18,300	2.23%

Category	2024 Actuals	2025 Adopted	2026 Proposed	2025 Adopted vs. 2026 Proposed (% Change)
Construction - LRMWTF Filter System Upgrade	-	$150,000	$6,000,000	3,900.00%
Construction - LRMWTF Upgrades	-	$100,000	$100,000	0.00%
Construction - LRMWTF Instrument Replacements	-	$20,000	$20,000	0.00%
Construction - LRMWTF Fencing, Gates, Security	-	$200,000	-	-100.00%
Construction - Reuse System Redundant Pump	-	$360,000	-	-100.00%
Construction - Meter Pit Relocation	-	$50,000	$283,600	467.20%
Construction - PRV Replacement Plan	-	$10,900	$11,200	2.75%
Construction - NISP Easement Acquisitions	-	$350,000	$662,500	89.29%
Construction - Boulder Creek Diversion Structure	-	$3,837,795	-	-100.00%
Construction - Upsize Reuse Line	-	$575,000	-	-100.00%
Construction	-	$50,000	-	-100.00%
LRMWTF PLC Replacements	-	-	$225,000	-
Reuse System Improvements	-	-	$50,000	-
Upsizing Waterlines - Developer Reimbursements	-	-	$1,000,000	-
Compass (Other)	-	$271,000	-	-100.00%
Capitalized Assets - Enterprise Funds (P 13)	-$12,018,651	-	-	-
Depreciation (P 13)	$4,805,631	-	-	-
Amortization (P 13)	$138,991	-	-	-
Other Equipment	$39,017	-	-	-
Construction - Sewer Rehbilitation	-	-	$380,000	-
Construction - FEP	$2,084	$75,662	-	-100.00%
Construction - NWRF Expansion	$114,678	$27,102	-	-100.00%
Construction - SCADA System Upgrade	-	$200,000	-	-100.00%
Construction - North Side Int to WCR 7 (reimb)	-	$1,500,000	$1,050,000	-30.00%
Construction - Boulder Creek Sampling Location	-	$250,000	-	-100.00%
Construction - SWRF Demolition	$8,447	$1,472,256	-	-100.00%
Construction - Reimburse Parkdale for Sewer	-	$88,600	-	-100.00%
Construction - Summerfield Sewer Reimbursement	-	$2,070,000	-	-100.00%
Construction - Summerfield Sewer Reimbursement WCR	-	$175,000	-	-100.00%
Construction - Solar at NWRF	-	$5,000,000	$2,256,458	-54.87%

Category	2024 Actuals	2025 Adopted	2026 Proposed	2025 Adopted vs. 2026 Proposed (% Change)
Construction - NWRF Improvements	$22,986	$4,112,513	$750,000	-81.76%
Construction	-	$979,500	-	-100.00%
Construction	-	$2,250,000	-	-100.00%
Construction - NWRD Equipment Replacements	-	$100,000	$100,000	0.00%
Construction - NWRF Instrument Replacements	-	$25,000	$25,000	0.00%
Upsize Sanitary Sewer in WCR7	-	-	$76,410	-
Capitalized Assets - Enterprise Funds (P 13)	-$929,203	-	-	-
Depreciation (P 13)	$2,320,865	-	-	-
Amortization (P 13)	$10,602	-	-	-
Construction - Coal Creek Improvements	-	$250,000	-	-100.00%
Construction - Drainage Facility M&R	$34,080	$2,824,277	-	-100.00%
Construction - County Line to Kenosha	$125,000	$250,000	-	-100.00%
Construction - CC/RR	$20,464	$130,556	$75,000	-42.55%
Construction - Old Town Reach 1	$1,113,806	$1,391,773	-	-100.00%
Construction - CC/RR to CLR	$456,263	$2,456,988	$1,404,901	-42.82%
Construction - EC2 Pond - Bank Repairs	$17,437	$292,562	-	-100.00%
Construction - Schofield Master Drainage Study	$47,000	-	-	-
Construction - Summerfield Filing 1 - Pond	-	$210,000	-	-100.00%
Construction - Culvert Replacement	-	$515,000	$530,000	2.91%
Construction - Storm Structure Rehabilitation	-	$20,600	$21,200	2.91%
Construction - 111th Street Improvements	-	$200,000	$1,100,000	450.00%
Construction - Highway 52 Drainage Crossing	-	$275,000	$250,000	-9.09%
Storm Pipe Rehabilitation	-	-	$41,200	-
Coal Creek - North of Kenosha	-	-	$150,000	-
Capitalized Assets - Enterprise Funds (P 13)	-$2,161,168	-	-	-
Depreciation (P 13)	$1,331,841	-	-	-
Amortization (P 13)	$14,223	-	-	-
Capitalized Assets - Enterprise Funds (P 13)	-$1,405,301	-	-	-
Transfers Out	-	-	-	-
Transfers to Water Fund - FEP	-	-	-	-
Transfers to Water Fund - Well Project	-	-	-	-

Category	2024 Actuals	2025 Adopted	2026 Proposed	2025 Adopted vs. 2026 Proposed (% Change)
Transfers to Wastewater Fund - FEP	-	-	-	-
Transfers to Storm Drainage Operating Fund	-	-	-	-
Professional Services	$817,092	$1,438,057	$1,232,380	-14.30%
Legal Services	$420,997	$338,560	$338,560	0.00%
Legal Services - Reimbursable	-	$28,390	$28,390	0.00%
Consultation Services	$259,826	$276,711	$190,000	-31.34%
Consultation Services - Utility Rate Study	$46,678	-	$47,000	-
Engineering Services	-	$64,716	$50,000	-22.74%
Legal Services	$18,998	$47,750	$50,000	4.71%
Consultation Services	$24,471	$452,500	$452,500	0.00%
Consultation Services - Utility Rate Study	$38,790	-	$39,000	-
Legal Services	-	$4,430	$4,430	0.00%
Consultation Services	-	$225,000	$25,000	-88.89%
Consultation Services - Utility Rate Study	$7,331	-	$7,500	-
Total Administration	$12,420,767	$173,305,706	$218,395,135	26.02%
Fleet				
Salaries & Wages	$316,647	$418,822	$460,453	9.94%
Salaries - Regular	$309,981	$405,422	$447,053	10.27%
Salaries - Overtime	$5,836	$11,300	$11,300	0.00%
Salaries - Bonuses	$829	$2,100	$2,100	0.00%
Benefits	$94,080	$139,916	$135,156	-3.40%
Benefit Expense Allocation	$91,546	$133,386	$129,526	-2.89%
Clothing & Uniforms	$2,534	$6,530	$5,630	-13.78%
Utilities	$1,404	$4,822	$6,909	43.28%
Utilities - Phone Stipend	-	$540	-	-100.00%
Utilities - Telecom Allocation	$1,404	$4,282	$6,909	61.35%
Maintenance	$383,438	$374,500	$451,873	20.66%
Maintenance Contracts	$9,831	$21,100	$29,330	39.00%
Software Services & Licenses	-	-	$7,248	-
Vehicle Maint Services	$3,200	$103,500	$40,000	-61.35%
Vehicle Maint Services	-	-$78,520	-	-100.00%
Vehicle Maint Services	-	-$9,900	-	-100.00%
Vehicle Maint Services	-	-$1,800	-	-100.00%
Vehicle Maint Services	-	-$1,000	-	-100.00%
Vehicle Maint Services	-	$500	$700	40.00%
Vehicle Maint Services	$1,835	$1,400	$1,710	22.14%
Vehicle Maint Services	$11,547	$12,000	$13,968	16.40%
Vehicle Maint Services	$5,459	$1,600	$2,128	33.00%
Vehicle Maint Services	$2,005	$1,700	$2,020	18.82%
Vehicle Maint Services	$1,024	$1,600	$2,412	50.75%
Vehicle Maint Services	$49,890	$50,000	$67,993	35.99%
Vehicle Maint Services	$3,190	$2,400	$1,801	-24.96%

Category	2024 Actuals	2025 Adopted	2026 Proposed	2025 Adopted vs. 2026 Proposed (% Change)
Vehicle Maint Services	$905	$1,400	$1,654	18.14%
Vehicle Maint Services	$3,184	$1,420	$1,611	13.45%
Vehicle Maint Services	$8,325	$6,000	$18,500	208.33%
Vehicle Maint Services	$2,233	$2,000	$1,734	-13.30%
Vehicle Maint Services	$310	$1,000	$1,709	70.90%
Vehicle Maint Services	$1,134	$1,500	$1,433	-4.47%
Vehicle Maint Services	$831	$1,000	$1,050	5.00%
Vehicle Maint Services	$624	$2,400	$2,838	18.25%
Vehicle Maint Services	$182	$800	$1,111	38.87%
Vehicle Maint Services	$60	$1,000	$2,004	100.40%
Vehicle Maint Services	$2,324	$3,000	$7,139	137.97%
Vehicle Maint Services - IT	-	-	$200	-
Vehicle Maint Services - Sustainability	-	-	$200	-
Vehicle Maint Services - Utilities Admin	-	-	$400	-
Equipment Maint Services	$1	$95,000	$71,400	-24.84%
Equipment Maint Services	$54,077	$30,000	$33,245	10.82%
Equipment Maint Services - Recreation	-	-	$1,000	-
Equipment Maint Services	-	-	$3,000	-
Equipment Maint Services	$5,664	$20,000	$6,000	-70.00%
Equipment Maint Services	$180,601	$85,000	$104,836	23.34%
Equipment Maint Services	$6,514	$5,500	$6,890	25.27%
Equipment Maint Services	$24,936	$8,500	$9,996	17.60%
Equipment Maint Services	$280	$900	$917	1.89%
Equipment Maint Services	$3,268	$2,000	$2,196	9.80%
Equipment Maint Services - Drainage Operations	-	$1,500	$1,000	-33.33%
Equipment Maint Services - Meters	-	-	$500	-
Supplies	$66,192	$66,900	$51,825	-22.53%
Furniture	-	$15,000	-	-100.00%
Office Supplies	$1,196	$600	$600	0.00%
Tools & Equipment	$19,642	$17,800	$10,500	-41.01%
Safety Supplies	$42	$1,300	$1,300	0.00%
Vehicle Fuel	$208,280	$227,500	$234,672	3.15%
Vehicle Fuel	$2,244	$2,200	$4,425	101.14%
Vehicle Fuel	-$220,800	-$227,500	-$234,672	3.15%
Shop Supplies	$55,590	$30,000	$35,000	16.67%
Services - Other	$17,746	$8,700	$8,700	0.00%
Printing & Copy Services	-	$200	$200	0.00%
Shop Services	$17,746	$8,500	$8,500	0.00%
Other Expenses	$5,976	$15,020	$9,950	-33.75%
Training	$4,165	$13,170	$5,100	-61.28%
Travel & Conferences	$1,699	$200	$3,200	1,500.00%
Books, Publications & Reference Materials	-	$500	$500	0.00%

Category	2024 Actuals	2025 Adopted	2026 Proposed	2025 Adopted vs. 2026 Proposed (% Change)
Food & Related Services	$112	$500	$500	0.00%
Permits, Licenses & Other Fees	-	$650	$650	0.00%
Capital	$209,266	$82,310	$10,500	-87.24%
Other Equipment	$7,245	-	-	-
Heavy Equipment	-	-	$10,500	-
Heavy Equipment	$81,843	-	-	-
Heavy Equipment	$120,178	$82,310	-	-100.00%
Debt	$47,975	$42,148	-	-100.00%
Capital Leases - Principal	$31,466	$42,148	-	-100.00%
Capital Leases - Interest	$16,509	-	-	-
Total Fleet	$1,142,724	$1,153,137	$1,135,366	-1.54%
Distribution				
Salaries & Wages	$244,884	$285,624	$324,158	13.49%
Salaries - Regular	$228,203	$279,504	$314,158	12.40%
Salaries - Overtime	$8,630	$4,120	$8,000	94.17%
Salaries - Bonuses	$1,434	$2,000	$2,000	0.00%
PTO Sell Back	$1,791	-	-	-
Paid Parental Leave	$4,826	-	-	-
Benefits	$72,667	$110,579	$96,502	-12.73%
Benefit Expense Allocation	$68,344	$105,099	$91,022	-13.39%
Clothing & Uniforms	$4,323	$5,480	$5,480	0.00%
Utilities	$3,804	$4,142	$4,632	11.83%
Utilities - Phone Stipend	-	-	$540	-
Utilities - Telecom Allocation	$3,804	$4,142	$4,092	-1.21%
Maintenance	$39,842	$42,818	$30,400	-29.00%
Maintenance Contracts	$15,830	$12,500	$12,900	3.20%
Vehicle Maint Services	-	$2,000	-	-100.00%
Equipment Maint Services	-	$5,500	-	-100.00%
Distribution Maint Services	$24,012	$22,818	$17,500	-23.31%
Supplies	$13,345	$14,640	$13,182	-9.96%
Office Supplies	-	$800	$800	0.00%
Tools & Equipment	$6,719	$6,810	$6,000	-11.89%
Safety Supplies	$506	$1,030	$1,030	0.00%
Vehicle Fuel	$6,120	$6,000	$5,352	-10.80%
Services - Other	-	$200	$200	0.00%
Printing & Copy Services	-	$100	$100	0.00%
Courier Services	-	$100	$100	0.00%
Other Expenses	$11,108	$11,870	$10,350	-12.81%
Training	$6,193	$8,520	$6,600	-22.54%
Travel & Conferences	$1,638	$250	$250	0.00%
Books, Publications & Reference Materials	$499	$500	$500	0.00%
Food & Related Services	$2,777	$2,600	$3,000	15.38%
Capital	-	$13,969	$177,359	1,169.66%
Heavy Equipment New Distribution	-	-	$177,359	-
Heavy Equipment	-	$13,969	-	-100.00%

Category	2024 Actuals	2025 Adopted	2026 Proposed	2025 Adopted vs. 2026 Proposed (% Change)
Debt	$18,277	$67,188	$126,999	89.02%
Capital Leases - Principal	$59,072	$67,188	$126,999	89.02%
Capital Leases - Interest	$18,277	-	-	-
Principal Payment Offset (P 13)	-$59,072	-	-	-
Professional Services	$37,084	$32,632	$49,300	51.08%
Distribution Maint Supplies	$37,084	$31,032	$49,300	58.87%
Engineering Services	-	$1,600	-	-100.00%
Total Distribution	$441,010	$583,662	$833,082	42.73%
Locates				
Salaries & Wages	$111,100	$120,810	$125,606	3.97%
Salaries - Regular	$108,650	$115,210	$120,006	4.16%
Salaries - Overtime	$2,450	$5,000	$5,000	0.00%
Salaries - Bonuses	-	$600	$600	0.00%
Benefits	$34,318	$34,651	$37,510	8.25%
Benefit Expense Allocation	$32,698	$31,911	$34,770	8.96%
Clothing & Uniforms	$1,620	$2,740	$2,740	0.00%
Utilities	-	-	$1,563	-
Utilities - Telecom Allocation	-	-	$1,563	-
Maintenance	$42,270	$31,750	$32,000	0.79%
Maintenance Contracts	$4,334	$5,000	$5,000	0.00%
Vehicle Maint Services	-	$1,000	-	-100.00%
Distribution Maint Services	$37,936	$25,750	$27,000	4.85%
Supplies	$3,222	$2,850	$3,679	29.09%
Office Supplies	$241	$400	$400	0.00%
Tools & Equipment	$1,814	$1,050	$1,500	42.86%
Safety Supplies	$351	$600	$600	0.00%
Vehicle Fuel	$816	$800	$1,179	47.37%
Services - Other	$131	$200	$100	-50.00%
Printing & Copy Services	$131	$200	$100	-50.00%
Other Expenses	$804	$8,658	$9,650	11.46%
Training	$804	$8,458	$9,450	11.73%
Books, Publications & Reference Materials	-	$200	$200	0.00%
Debt	$2,054	-	-	-
Capital Leases - Principal	$8,033	-	-	-
Capital Leases - Interest	$2,054	-	-	-
Principal Payment Offset (P 13)	-$8,033	-	-	-
Professional Services	$3,032	$4,000	$4,000	0.00%
Distribution Maint Supplies	$3,032	$4,000	$4,000	0.00%
Total Locates	$196,932	$202,919	$214,108	5.51%
Backflow				
Salaries & Wages	$95,976	$162,692	$71,225	-56.22%
Salaries - Regular	$90,197	$158,592	$66,725	-57.93%
Salaries - Overtime	$4,208	$3,500	$4,000	14.29%
Salaries - Bonuses	-	$600	$500	-16.67%
PTO Sell Back	$634	-	-	-
Paid Parental Leave	$937	-	-	-

Category	2024 Actuals	2025 Adopted	2026 Proposed	2025 Adopted vs. 2026 Proposed (% Change)
Benefits	$27,323	$46,667	$22,072	-52.70%
Benefit Expense Allocation	$26,916	$43,927	$19,332	-55.99%
Clothing & Uniforms	$406	$2,740	$2,740	0.00%
Utilities	-	-	$869	-
Utilities - Telecom Allocation	-	-	$869	-
Maintenance	$95	$2,550	$1,175	-53.92%
Maintenance Contracts	$95	$1,050	$1,175	11.90%
Vehicle Maint Services	-	$1,500	-	-100.00%
Supplies	$2,685	$3,100	$4,387	41.52%
Office Supplies	$213	$400	$400	0.00%
Tools & Equipment	$1,657	$1,500	$2,000	33.33%
Safety Supplies	-	$400	$400	0.00%
Vehicle Fuel	$816	$800	$1,587	98.37%
Services - Other	$73	$300	$200	-33.33%
Printing & Copy Services	$73	$200	$200	0.00%
Courier Services	-	$100	-	-100.00%
Other Expenses	$2,011	$7,608	$9,625	26.51%
Training	$2,011	$6,858	$8,800	28.32%
Books, Publications & Reference Materials	-	$100	$100	0.00%
Membership Dues	-	$650	$725	11.54%
Professional Services	$5,557	$5,250	$6,000	14.29%
Distribution Maint Supplies	$5,557	$5,250	$6,000	14.29%
Total Backflow	$133,719	$228,166	$115,553	-49.36%
Collection				
Salaries & Wages	$274,042	$268,593	$347,346	29.32%
Salaries - Regular	$259,856	$250,093	$327,846	31.09%
Salaries - Overtime	$10,619	$17,500	$17,500	0.00%
Salaries - Bonuses	$1,776	$1,000	$2,000	100.00%
PTO Sell Back	$1,791	-	-	-
Benefits	$82,311	$44,561	$101,838	128.54%
Benefit Expense Allocation	$77,539	$37,711	$94,988	151.88%
Clothing & Uniforms	$4,773	$6,850	$6,850	0.00%
Utilities	$4,879	$5,134	$7,011	36.56%
Utilities - Electric Service	$240	$240	$240	0.00%
Utilities - Water Service	$835	$2,500	$2,500	0.00%
Utilities - Telecom Allocation	$3,804	$2,394	$4,271	78.40%
Maintenance	$35,290	$61,900	$30,180	-51.24%
Maintenance Contracts	$11,200	$12,900	$13,680	6.05%
Collection Maint Services	$24,090	$49,000	$16,500	-66.33%
Supplies	$17,284	$14,980	$21,035	40.42%
Office Supplies	$35	$600	$600	0.00%
Tools & Equipment	$6,490	$6,130	$6,500	6.04%
Safety Supplies	$3,619	$8,250	$8,550	3.64%
Vehicle Fuel	$7,140	-	$5,385	-
Services - Other	-	$220	$220	0.00%
Printing & Copy Services	-	$110	$110	0.00%

Category	2024 Actuals	2025 Adopted	2026 Proposed	2025 Adopted vs. 2026 Proposed (% Change)
Courier Services	-	$110	$110	0.00%
Other Expenses	$10,881	$25,570	$10,945	-57.20%
Training	$9,893	$22,960	$8,335	-63.70%
Travel & Conferences	$988	$1,910	$1,910	0.00%
Books, Publications & Reference Materials	-	$700	$700	0.00%
Capital	-	$102,631	-	-100.00%
Heavy Equipment	-	$102,631	-	-100.00%
Professional Services	$3,817	$7,220	$13,100	81.44%
Collection Maint Supplies	$3,817	$7,220	$13,100	81.44%
Total Collection	$428,505	$530,808	$531,674	0.16%
Water Treatment				
Salaries & Wages	$495,824	$582,394	$543,816	-6.62%
Salaries - Regular	$477,672	$547,494	$505,416	-7.69%
Salaries - Overtime	$4,338	$34,900	$34,900	0.00%
Salaries - Bonuses	$3,371	-	$3,500	-
Paid Parental Leave	$10,443	-	-	-
Benefits	$149,108	$160,360	$155,150	-3.25%
Benefit Expense Allocation	$144,496	$151,645	$146,435	-3.44%
Clothing & Uniforms	$4,612	$8,715	$8,715	0.00%
Utilities	$378,751	$380,224	$412,555	8.50%
Utilities - Electric Service	$324,344	$314,427	$347,401	10.49%
Utilities - Electric Service	$1,904	$8,250	$8,250	0.00%
Utilities - Gas Service	$30,494	$38,541	$38,541	0.00%
Utilities - Waste Disposal Service	$2,393	$2,885	$2,885	0.00%
Utilities - Water Service	$8,470	$10,000	$8,894	-11.06%
Utilities - Telecom Allocation	$11,145	$6,121	$6,584	7.56%
Maintenance	$227,572	$276,754	$357,191	29.06%
Maintenance Contracts	$81,036	$89,991	$107,392	19.34%
Bldgs/Grounds Maint Services	$35,349	$35,900	$35,900	0.00%
Mowing Services	-	$15,180	$21,000	38.34%
Vehicle Maint Services	-	$2,400	-	-100.00%
Equipment Maint Services	$64,948	$52,460	$90,685	72.87%
Equipment Maint Services - Reuse Reservoir	$7,520	$3,150	$6,300	100.00%
Pump Station Maint Services	$11,719	$36,873	$49,873	35.26%
Water Storage Maint Services	$27,000	$40,800	$46,041	12.85%
Supplies	$71,689	$78,416	$119,415	52.28%
Bldgs/Grounds Maint Supplies	$17,389	$9,602	$15,582	62.28%
Office Supplies	$471	$1,373	$1,373	0.00%
Tools & Equipment	$8,427	$7,317	$10,910	49.10%
Safety Supplies	$2,312	$4,224	$4,224	0.00%
Equipment Maint Supplies	$36,262	$49,200	$83,900	70.53%
Vehicle Fuel	$6,828	$6,700	$3,426	-48.87%
Services - Other	$45,429	$30,193	$35,463	17.45%
Courier Services	$95	$455	$455	0.00%

Category	2024 Actuals	2025 Adopted	2026 Proposed	2025 Adopted vs. 2026 Proposed (% Change)
Laboratory Services	$45,334	$29,738	$35,008	17.72%
Other Expenses	$3,790	$6,649	$6,537	-1.68%
Training	$1,121	$3,715	$3,715	0.00%
Travel & Conferences	$24	$340	-	-100.00%
Books, Publications & Reference Materials	$1,523	$1,362	$700	-48.60%
Membership Dues	$685	$1,022	$1,822	78.28%
Food & Related Services	$437	$210	$300	42.86%
Capital	$29,672	$70,459	-	-100.00%
Other Equipment	$29,672	-	-	-
Heavy Equipment	-	$70,459	-	-100.00%
Debt	$6,217	$39,519	-	-100.00%
Capital Leases - Principal	$21,090	$39,519	-	-100.00%
Capital Leases - Interest	$6,217	-	-	-
Principal Payment Offset (P 13)	-$21,090	-	-	-
Professional Services	$646,741	$727,220	$695,730	-4.33%
Plant Chemicals	$517,069	$583,300	$561,210	-3.79%
Plant Chemicals	-	$18,900	$5,200	-72.49%
Solids Disposal	$43,963	$52,220	$52,220	0.00%
Pump Station Maint Supplies	$15,047	$17,100	$21,400	25.15%
Treatment Supplies	$58,551	$32,100	$32,100	0.00%
Generator Fuel	$1,469	$2,290	$2,290	0.00%
Consultation Services	$10,643	$15,640	$15,640	0.00%
Engineering Services	-	$5,670	$5,670	0.00%
Total Water Treatment	$2,054,794	$2,352,188	$2,325,857	-1.12%
Wastewater Treatment				
Salaries & Wages	$439,907	$550,431	$663,718	20.58%
Salaries - Regular	$412,992	$510,061	$613,311	20.24%
Salaries - Overtime	$6,631	$40,370	$47,407	17.43%
Salaries - Bonuses	$4,361	-	$3,000	-
PTO Sell Back	$1,941	-	-	-
Paid Parental Leave	$13,982	-	-	-
Benefits	$130,129	$147,085	$184,546	25.47%
Benefit Expense Allocation	$127,185	$141,277	$177,696	25.78%
Clothing & Uniforms	$2,944	$5,808	$6,850	17.94%
Utilities	$577,043	$692,415	$762,396	10.11%
Utilities - Electric Service	$509,487	$573,034	$630,340	10.00%
Utilities - Gas Service	$25,369	$39,250	$43,175	10.00%
Utilities - Waste Disposal Service	$12,434	$7,120	$7,832	10.00%
Utilities - Water Service	$22,457	$64,452	$70,900	10.00%
Utilities - Phone Stipend	-	$2,160	$2,160	0.00%
Utilities - Telecom Allocation	$7,296	$6,399	$7,989	24.85%
Maintenance	$223,980	$231,848	$218,394	-5.80%
Maintenance Contracts	$47,078	$63,128	$103,328	63.68%
Bldgs/Grounds Maint Services	$124,434	$72,870	$67,870	-6.86%
Vehicle Maint Services	-	$800	-	-100.00%

Category	2024 Actuals	2025 Adopted	2026 Proposed	2025 Adopted vs. 2026 Proposed (% Change)
Equipment Maint Services	$52,467	$95,050	$47,196	-50.35%
Supplies	$50,425	$45,460	$89,265	96.36%
Bldgs/Grounds Maint Supplies	$9,505	$6,500	$6,500	0.00%
Office Supplies	$593	$1,000	$1,000	0.00%
Tools & Equipment	$1,438	$3,500	$13,500	285.71%
Safety Supplies	$4,752	$3,900	$4,100	5.13%
Equipment Maint Supplies	$31,689	$28,160	$61,600	118.75%
Vehicle Fuel	$2,448	$2,400	$2,565	6.88%
Services - Other	$45,227	$42,900	$40,600	-5.36%
Courier Services	$74	$300	-	-100.00%
Laboratory Services	$45,153	$42,600	$40,600	-4.69%
Other Expenses	$5,174	$8,150	$10,420	27.85%
Training	$1,834	$4,200	$3,700	-11.90%
Travel & Conferences	$2,689	$2,900	$5,520	90.34%
Books, Publications & Reference Materials	$244	$500	$500	0.00%
Membership Dues	$298	$350	$500	42.86%
Food & Related Services	$110	$200	$200	0.00%
Capital	$88,143	$151,000	-	-100.00%
Other Equipment	$14,335	-	-	-
Heavy Equipment	$73,809	-	-	-
Heavy Equipment	-	$151,000	-	-100.00%
Debt	$3,885	$8,565	$27,759	224.10%
Capital Leases - Principal	$8,508	$8,565	$27,759	224.10%
Capital Leases - Interest	$3,885	-	-	-
Principal Payment Offset (P 13)	-$8,508	-	-	-
Professional Services	$282,872	$295,825	$322,335	8.96%
Plant Chemicals	$181,265	$147,000	$185,000	25.85%
Solids Disposal	$59,256	$80,000	$70,000	-12.50%
Treatment Supplies	$40,300	$61,000	$63,570	4.21%
Generator Fuel	$456	$1,765	$1,765	0.00%
Consultation Services	$1,595	$2,000	$2,000	0.00%
Engineering Services	-	$4,060	-	-100.00%
Total Wastewater Treatment	$1,846,786	$2,173,679	$2,319,433	6.71%
Drainage Operations				
Salaries & Wages	$119,734	$211,492	$364,933	72.55%
Salaries - Regular	$116,517	$204,092	$357,233	75.04%
Salaries - Overtime	$1,899	$4,500	$6,500	44.44%
Salaries - Bonuses	$1,318	$2,900	$1,200	-58.62%
Benefits	$37,695	$55,017	$107,612	95.60%
Benefit Expense Allocation	$35,460	$50,907	$103,502	103.32%
Clothing & Uniforms	$2,235	$4,110	$4,110	0.00%
Utilities	$17,320	$16,230	$31,653	95.03%
Utilities - Waste Disposal Service	$13,516	$15,141	$25,000	65.11%
Utilities - Water Service	-	-	$2,000	-
Utilities - Telecom Allocation	$3,804	$1,089	$4,653	327.27%

Category	2024 Actuals	2025 Adopted	2026 Proposed	2025 Adopted vs. 2026 Proposed (% Change)
Maintenance	$138,318	$145,500	$627,600	331.34%
Vehicle Maint Services	-	$1,000	-	-100.00%
Equipment Maint Services - Drainage Operations	-	$1,500	-	-100.00%
Collection Maint Services	$138,318	$143,000	$627,600	338.88%
Supplies	$12,774	$39,000	$38,415	-1.50%
Office Supplies	$532	$600	$600	0.00%
Tools & Equipment	$8,563	$33,900	$33,900	0.00%
Safety Supplies	$643	$1,500	$1,500	0.00%
Vehicle Fuel	$3,036	$3,000	$2,415	-19.50%
Services - Other	-	$200	$200	0.00%
Printing & Copy Services	-	$100	$100	0.00%
Courier Services	-	$100	$100	0.00%
Other Expenses	$10,855	$22,120	$12,750	-42.36%
Training	$6,623	$14,220	$7,200	-49.37%
Travel & Conferences	$4,232	$7,000	$4,150	-40.71%
Books, Publications & Reference Materials	-	-	$400	-
Food & Related Services	-	$900	$1,000	11.11%
Capital	$59,714	$596,509	$421,520	-29.34%
Other Equipment	$39,317	-	-	-
Furniture	$1,141	-	-	-
Heavy Equipment	$19,256	-	-	-
Heavy Equipment	-	$596,509	$421,520	-29.34%
Debt	$2,937	$11,022	$23,115	109.72%
Capital Leases - Principal	$11,010	$11,022	$23,115	109.72%
Capital Leases - Interest	$2,937	-	-	-
Principal Payment Offset (P 13)	-$11,010	-	-	-
Professional Services	$9,146	$16,440	$20,940	27.37%
Collection Maint Supplies	$9,146	$16,440	$20,940	27.37%
Total Drainage Operations	$408,491	$1,113,529	$1,648,739	48.06%
Water Meters				
Salaries & Wages	$325,265	$355,409	$376,417	5.91%
Salaries - Regular	$301,227	$337,609	$356,417	5.57%
Salaries - Overtime	$10,074	$15,000	$18,000	20.00%
Salaries - Bonuses	$2,919	$2,800	$2,000	-28.57%
PTO Sell Back	$4,956	-	-	-
Paid Parental Leave	$6,088	-	-	-
Benefits	$98,674	$96,899	$110,116	13.64%
Benefit Expense Allocation	$93,987	$90,049	$103,266	14.68%
Clothing & Uniforms	$4,687	$6,850	$6,850	0.00%
Utilities	$4,896	$4,156	$4,643	11.72%
Utilities - Telecom Allocation	$4,896	$4,156	$4,643	11.72%
Maintenance	$11,502	$16,000	$13,200	-17.50%
Maintenance Contracts	$11,502	$11,500	$11,700	1.74%
Vehicle Maint Services	-	$3,000	-	-100.00%
Distribution Maint Services	-	$1,500	$1,500	0.00%

Category	2024 Actuals	2025 Adopted	2026 Proposed	2025 Adopted vs. 2026 Proposed (% Change)
Supplies	$35,458	$19,600	$19,629	0.15%
Office Supplies	$723	$1,000	$1,000	0.00%
Tools & Equipment	$23,687	$7,000	$10,000	42.86%
Safety Supplies	$1,052	$1,500	$2,000	33.33%
Vehicle Fuel	$9,996	$10,100	$6,629	-34.37%
Services - Other	$237	$2,150	$1,495	-30.47%
Printing & Copy Services	$237	$1,725	$1,070	-37.97%
Courier Services	-	$425	$425	0.00%
Other Expenses	$7,741	$9,967	$9,770	-1.98%
Training	$5,745	$7,770	$8,670	11.58%
Travel & Conferences	$1,584	$97	-	-100.00%
Books, Publications & Reference Materials	-	$100	$100	0.00%
Food & Related Services	$413	$2,000	$1,000	-50.00%
Capital	-	$69,405	-	-100.00%
Heavy Equipment	-	$69,405	-	-100.00%
Debt	$4,211	$20,535	$34,608	68.53%
Capital Leases - Principal	$19,278	$20,535	$34,608	68.53%
Capital Leases - Interest	$4,211	-	-	-
Principal Payment Offset (P 13)	-$19,278	-	-	-
Professional Services	$36,189	$45,018	$47,240	4.94%
Distribution Maint Supplies	$36,189	$45,018	$47,240	4.94%
Total Water Meters	$524,174	$639,138	$617,117	-3.45%
Debt				
Debt	$3,751,193	-	-	-
Revenue Bonds - Principal - Series 15 Refunding	$926,400	-	-	-
Revenue Bonds - Principal 2015	$38,600	-	-	-
Revenue Bonds - Principal - Series 2017 Refunding	$345,600	-	-	-
Revenue Bonds - Principal 2017	$14,400	-	-	-
Revenue Bonds - Interest - Series 2015	$395,544	-	-	-
Interest - Revenue Bonds (2015)	$16,481	-	-	-
Revenue Bonds - Interest - WRRB, Series 2017	$114,929	-	-	-
Interest - Revenue Bonds (2017)	$4,789	-	-	-
Certificates of Participation - Principal 2014	$775,000	-	-	-
COP's - Interest - COP's 2014	$821,125	-	-	-
Paying Agent Fees	$2,433	-	-	-
Principal Payment Offset - COP's 2014	-$7,750	-	-	-
Principal Payment Offset - Series 2015	-$9,650	-	-	-
Principal Payment Offset - WRRB, Series 2017	-$3,600	-	-	-
Interest Accrual - COP's 2014	-$5,167	-	-	-

Category	2024 Actuals	2025 Adopted	2026 Proposed	2025 Adopted vs. 2026 Proposed (% Change)
Interest Accrual - Series 2015	-$3,217	-	-	-
Interest Accrual - WRRB, Series 2017	-$972	-	-	-
Amort. of Bond Deferrals - COP's 2014	$14,598	-	-	-
Amort. of Bond Deferrals - Series 2015	-$13,093	-	-	-
Amort. of Bond Deferrals - WRRB, Series 2017	$5,475	-	-	-
Amort. of Bond Ins. Prem. - Series 2015	$1,932	-	-	-
Revenue Bonds - Interest - WRRB, Series 2016	$271,788	-	-	-
Loans Payable - Principal - CWRPDA 2009	$23,087	-	-	-
Loans Payable - Principal - CWRPDA/ARRA Loan-2009	$50,000	-	-	-
Loans Payable - Interest - CWRPDA 2009	$3,188	-	-	-
Paying Agent Fees	$300	-	-	-
Interest Accrual - CWRPDA 2009	-$1,063	-	-	-
Interest Accrual - WRRB, Series 2016	-$45,298	-	-	-
Loans Payable - CWCB Storm Drainage	$14,369	-	-	-
Loans Payable - CWCB Storm Drainage	$3,854	-	-	-
Interest Accrual - CWCB Storm Drainage	-$2,891	-	-	-
Total Debt	$3,751,193	-	-	-
Total Expenditures	**$23,349,094**	**$182,282,933**	**$228,136,064**	**25.15%**

Expenditures by Fund

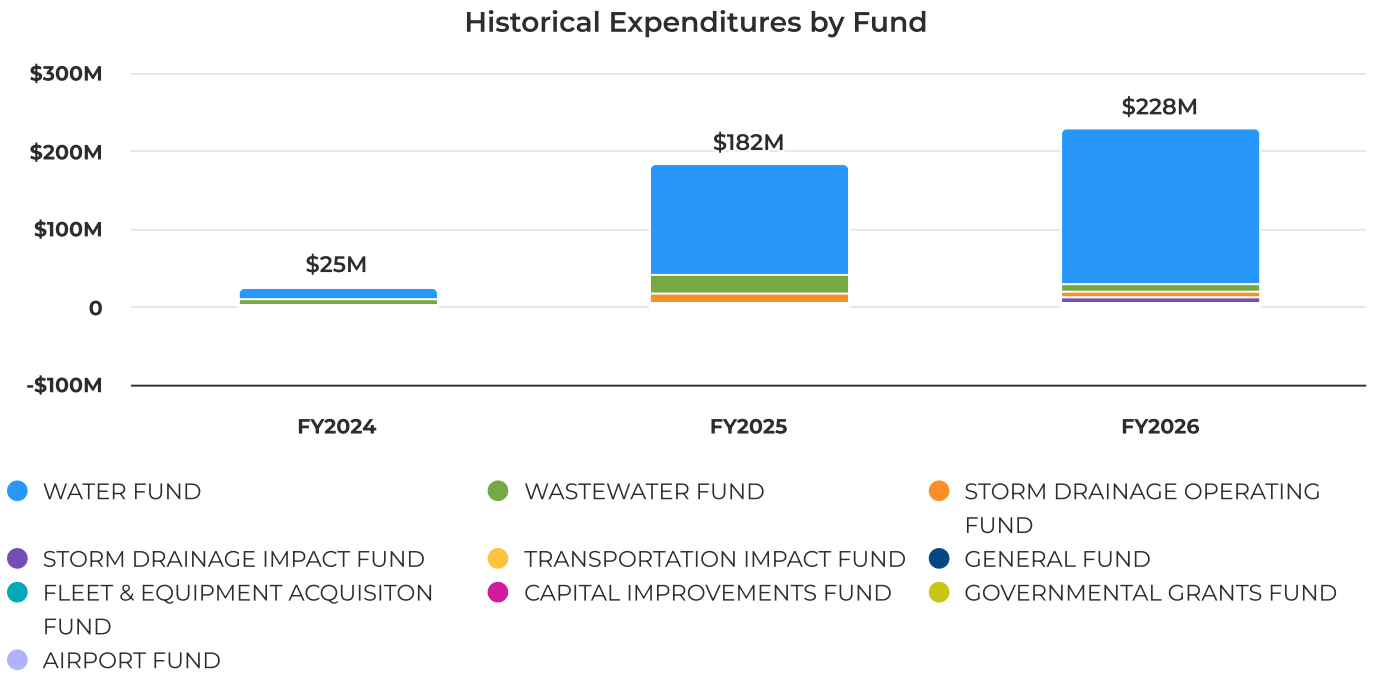

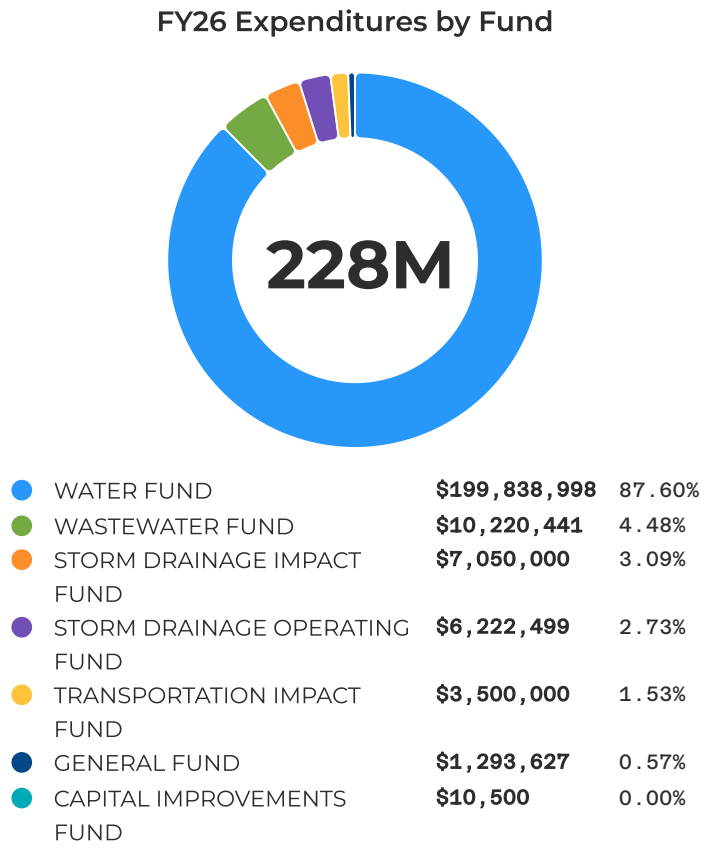

Expenditures by Fund

Category	2024 Actuals	2025 Adopted	2026 Proposed	2025 Adopted vs. 2026 Proposed (% Change)
GENERAL FUND				
Administration	$10,201	$76,150	$168,760	121.62%
Salaries & Wages	-	$76,150	$83,357	9.46%
Benefits	$4,727	-	$24,151	-
Insurance	$5,473	-	$61,252	-
Fleet	$892,728	$1,028,680	$1,124,866	9.35%
Salaries & Wages	$316,647	$418,822	$460,453	9.94%
Benefits	$94,080	$139,916	$135,156	-3.40%
Utilities	$1,404	$4,822	$6,909	43.28%
Maintenance	$383,438	$374,500	$451,873	20.66%
Supplies	$66,192	$66,900	$51,825	-22.53%
Services - Other	$17,746	$8,700	$8,700	0.00%
Other Expenses	$5,976	$15,020	$9,950	-33.75%
Capital	$7,245	-	-	-
Total GENERAL FUND	$902,928	$1,104,830	$1,293,627	17.09%
CAPITAL IMPROVEMENTS FUND				
Fleet	-	-	$10,500	-
Capital	-	-	$10,500	-
Total CAPITAL IMPROVEMENTS FUND	-	-	$10,500	-
GOVERNMENTAL GRANTS FUND				
Administration	-	-	-	-
Transfers Out	-	-	-	-
Total GOVERNMENTAL GRANTS FUND	-	-	-	-
TRANSPORTATION IMPACT FUND				
Administration	-	-	$3,500,000	-
Capital	-	-	$3,500,000	-
Total TRANSPORTATION IMPACT FUND	-	-	$3,500,000	-
STORM DRAINAGE IMPACT FUND				
Administration	-	$4,376,500	$7,050,000	61.09%
Capital	-	$4,376,500	$7,050,000	61.09%
Total STORM DRAINAGE IMPACT FUND	-	$4,376,500	$7,050,000	61.09%
FLEET & EQUIPMENT ACQUISITON FUND				
Fleet	$249,996	$124,458	-	-100.00%
Capital	$202,021	$82,310	-	-100.00%
Debt	$47,975	$42,148	-	-100.00%
Total FLEET & EQUIPMENT ACQUISITON FUND	$249,996	$124,458	-	-100.00%
WATER FUND				
Administration	$8,486,742	$137,910,618	$195,733,281	41.93%
Salaries & Wages	$302,497	$297,025	$470,551	58.42%
Benefits	$75,854	$83,481	$137,933	65.23%

Category	2024 Actuals	2025 Adopted	2026 Proposed	2025 Adopted vs. 2026 Proposed (% Change)
Utilities	$21,204	$3,988	$7,129	78.76%
Supplies	$329	$15,900	$2,800	-82.39%
Services - Other	-	$250	$3,838	1,435.20%
Insurance	$1,311,790	$1,636,473	$1,558,178	-4.78%
Other Expenses	$2,909,844	$3,446,264	$3,677,481	6.71%
Capital	$3,137,723	$131,718,859	$189,221,421	43.66%
Professional Services	$727,501	$708,377	$653,950	-7.68%
Distribution	$441,010	$583,662	$833,082	42.73%
Salaries & Wages	$244,884	$285,624	$324,158	13.49%
Benefits	$72,667	$110,579	$96,502	-12.73%
Utilities	$3,804	$4,142	$4,632	11.83%
Maintenance	$39,842	$42,818	$30,400	-29.00%
Supplies	$13,345	$14,640	$13,182	-9.96%
Services - Other	-	$200	$200	0.00%
Other Expenses	$11,108	$11,870	$10,350	-12.81%
Capital	-	$13,969	$177,359	1,169.66%
Debt	$18,277	$67,188	$126,999	89.02%
Professional Services	$37,084	$32,632	$49,300	51.08%
Locates	$196,932	$202,919	$214,108	5.51%
Salaries & Wages	$111,100	$120,810	$125,606	3.97%
Benefits	$34,318	$34,651	$37,510	8.25%
Utilities	-	-	$1,563	-
Maintenance	$42,270	$31,750	$32,000	0.79%
Supplies	$3,222	$2,850	$3,679	29.09%
Services - Other	$131	$200	$100	-50.00%
Other Expenses	$804	$8,658	$9,650	11.46%
Debt	$2,054	-	-	-
Professional Services	$3,032	$4,000	$4,000	0.00%
Backflow	$133,719	$228,166	$115,553	-49.36%
Salaries & Wages	$95,976	$162,692	$71,225	-56.22%
Benefits	$27,323	$46,667	$22,072	-52.70%
Utilities	-	-	$869	-
Maintenance	$95	$2,550	$1,175	-53.92%
Supplies	$2,685	$3,100	$4,387	41.52%
Services - Other	$73	$300	$200	-33.33%
Other Expenses	$2,011	$7,608	$9,625	26.51%
Professional Services	$5,557	$5,250	$6,000	14.29%
Water Treatment	$2,054,794	$2,352,188	$2,325,857	-1.12%
Salaries & Wages	$495,824	$582,394	$543,816	-6.62%
Benefits	$149,108	$160,360	$155,150	-3.25%
Utilities	$378,751	$380,224	$412,555	8.50%
Maintenance	$227,572	$276,754	$357,191	29.06%
Supplies	$71,689	$78,416	$119,415	52.28%
Services - Other	$45,429	$30,193	$35,463	17.45%
Other Expenses	$3,790	$6,649	$6,537	-1.68%
Capital	$29,672	$70,459	-	-100.00%

Category	2024 Actuals	2025 Adopted	2026 Proposed	2025 Adopted vs. 2026 Proposed (% Change)
Debt	$6,217	$39,519	-	-100.00%
Professional Services	$646,741	$727,220	$695,730	-4.33%
Water Meters	$524,174	$639,138	$617,117	-3.45%
Salaries & Wages	$325,265	$355,409	$376,417	5.91%
Benefits	$98,674	$96,899	$110,116	13.64%
Utilities	$4,896	$4,156	$4,643	11.72%
Maintenance	$11,502	$16,000	$13,200	-17.50%
Supplies	$35,458	$19,600	$19,629	0.15%
Services - Other	$237	$2,150	$1,495	-30.47%
Other Expenses	$7,741	$9,967	$9,770	-1.98%
Capital	-	$69,405	-	-100.00%
Debt	$4,211	$20,535	$34,608	68.53%
Professional Services	$36,189	$45,018	$47,240	4.94%
Debt	$3,433,858	-	-	-
Debt	$3,433,858	-	-	-
Total WATER FUND	$15,271,228	$141,916,691	$199,838,998	40.81%
WASTEWATER FUND				
Administration	$3,678,498	$21,208,089	$7,369,334	-65.25%
Salaries & Wages	$302,154	$292,194	$337,479	15.50%
Benefits	$75,779	$82,302	$99,149	20.47%
Utilities	$21,900	$1,793	$4,396	145.18%
Maintenance	-	$107,688	$107,688	0.00%
Supplies	-	$700	$200	-71.43%
Insurance	$161,004	$207,622	$61,252	-70.50%
Other Expenses	$1,445,926	$1,689,906	$1,579,803	-6.52%
Capital	$1,589,476	$18,325,633	$4,637,868	-74.69%
Professional Services	$82,259	$500,250	$541,500	8.25%
Collection	$428,505	$530,808	$531,674	0.16%
Salaries & Wages	$274,042	$268,593	$347,346	29.32%
Benefits	$82,311	$44,561	$101,838	128.54%
Utilities	$4,879	$5,134	$7,011	36.56%
Maintenance	$35,290	$61,900	$30,180	-51.24%
Supplies	$17,284	$14,980	$21,035	40.42%
Services - Other	-	$220	$220	0.00%
Other Expenses	$10,881	$25,570	$10,945	-57.20%
Capital	-	$102,631	-	-100.00%
Professional Services	$3,817	$7,220	$13,100	81.44%
Wastewater Treatment	$1,846,786	$2,173,679	$2,319,433	6.71%
Salaries & Wages	$439,907	$550,431	$663,718	20.58%
Benefits	$130,129	$147,085	$184,546	25.47%
Utilities	$577,043	$692,415	$762,396	10.11%
Maintenance	$223,980	$231,848	$218,394	-5.80%
Supplies	$50,425	$45,460	$89,265	96.36%
Services - Other	$45,227	$42,900	$40,600	-5.36%
Other Expenses	$5,174	$8,150	$10,420	27.85%
Capital	$88,143	$151,000	-	-100.00%

Category	2024 Actuals	2025 Adopted	2026 Proposed	2025 Adopted vs. 2026 Proposed (% Change)
Debt	$3,885	$8,565	$27,759	224.10%
Professional Services	$282,872	$295,825	$322,335	8.96%
Debt	$302,002	-	-	-
Debt	$302,002	-	-	-
Total WASTEWATER FUND	$6,255,792	$23,912,576	$10,220,441	-57.26%
STORM DRAINAGE OPERATING FUND				
Administration	$1,650,627	$9,734,350	$4,573,760	-53.01%
Salaries & Wages	$211,607	$177,492	$254,852	43.59%
Benefits	$54,787	$49,162	$73,839	50.20%
Utilities	$216	$1,295	$3,320	156.37%
Supplies	-	$500	$500	0.00%
Insurance	$3,804	$4,955	$61,252	1,136.17%
Other Expenses	$373,936	$454,759	$570,767	25.51%
Capital	$998,945	$8,816,756	$3,572,301	-59.48%
Professional Services	$7,331	$229,430	$36,930	-83.90%
Drainage Operations	$408,491	$1,113,529	$1,648,739	48.06%
Salaries & Wages	$119,734	$211,492	$364,933	72.55%
Benefits	$37,695	$55,017	$107,612	95.60%
Utilities	$17,320	$16,230	$31,653	95.03%
Maintenance	$138,318	$145,500	$627,600	331.34%
Supplies	$12,774	$39,000	$38,415	-1.50%
Services - Other	-	$200	$200	0.00%
Other Expenses	$10,855	$22,120	$12,750	-42.36%
Capital	$59,714	$596,509	$421,520	-29.34%
Debt	$2,937	$11,022	$23,115	109.72%
Professional Services	$9,146	$16,440	$20,940	27.37%
Debt	$15,333	-	-	-
Debt	$15,333	-	-	-
Total STORM DRAINAGE OPERATING FUND	$2,074,451	$10,847,879	$6,222,499	-42.64%
AIRPORT FUND				
Administration	-$1,405,301	-	-	-
Capital	-$1,405,301	-	-	-
Total AIRPORT FUND	-$1,405,301	-	-	-
Total Expenditures	**$23,349,094**	**$182,282,933**	**$228,136,064**	**25.15%**

Capital Improvement Plan

The Town of Erie's Capital Improvement Program involves facilitating the development of the Five-Year Capital Improvement Plan, supporting strategic capital planning and implementation efforts with town leadership and departments, managing the Town's annual capital budget process, and monitoring capital expenditures for efficient use of financial resources.

A capital improvement is a project or effort that acquires, maintains, improves, or constructs a capital asset such as buildings, streets, bridges, parks and playgrounds, public art, or other real property of a permanent nature. These capital assets typically have a useful life of three years or more and an initial, individual cost of more than $10,000. There are five capital portfolios, not including capital outlays (equipment); the primary portfolios of Buildings and Facilities, Transportation/Streets, Utilities (Water/Sewer/Storm), and Parks and Recreation comprise the majority of the Capital Improvement Program.

Currently, the Town maintains over 35 buildings and structures, 300 miles of streets, 70 miles of trails and 1500 acres of open space, and 22 EV charging stations accessible to the public. See additional Town Facts listed below:

Buildings and Facilities	Transportation / Streets	Parks and Recreation	Utilities (Water/ Sewer/Storm)	Environment
37 Town-owned buildings and structures 5 buildings and structures with solar	341.7 street lane miles 19 traffic signals 11 bridges 93.3 miles of sidewalks	Over 70 miles of trails 1500 acres of open space Over 10,000 trees	Over 13,000 water meters Approximately 450 miles of water, sewer, and storm mains. 1,731 hydrants	Approximately 4.7 acres in Turf Replacement to support Water Conservation 22 public EV charging ports

The Five Year Capital Improvement Plan is updated yearly to respond to the changing desires of our dynamic town. It is a community-driven, multi-departmental plan that provides a framework of major capital projects envisioned in Erie in the coming years. It guides annual capital budgeting and decision-making, as well as the programming of funding opportunities such as grants and general obligation bond programs. It also serves as an educational document to share forecasts of expected citywide capital revenues, an overview of the allocation of capital expenditures, and highlights capital project needs beyond annual funding.

Capital Budgeting Process

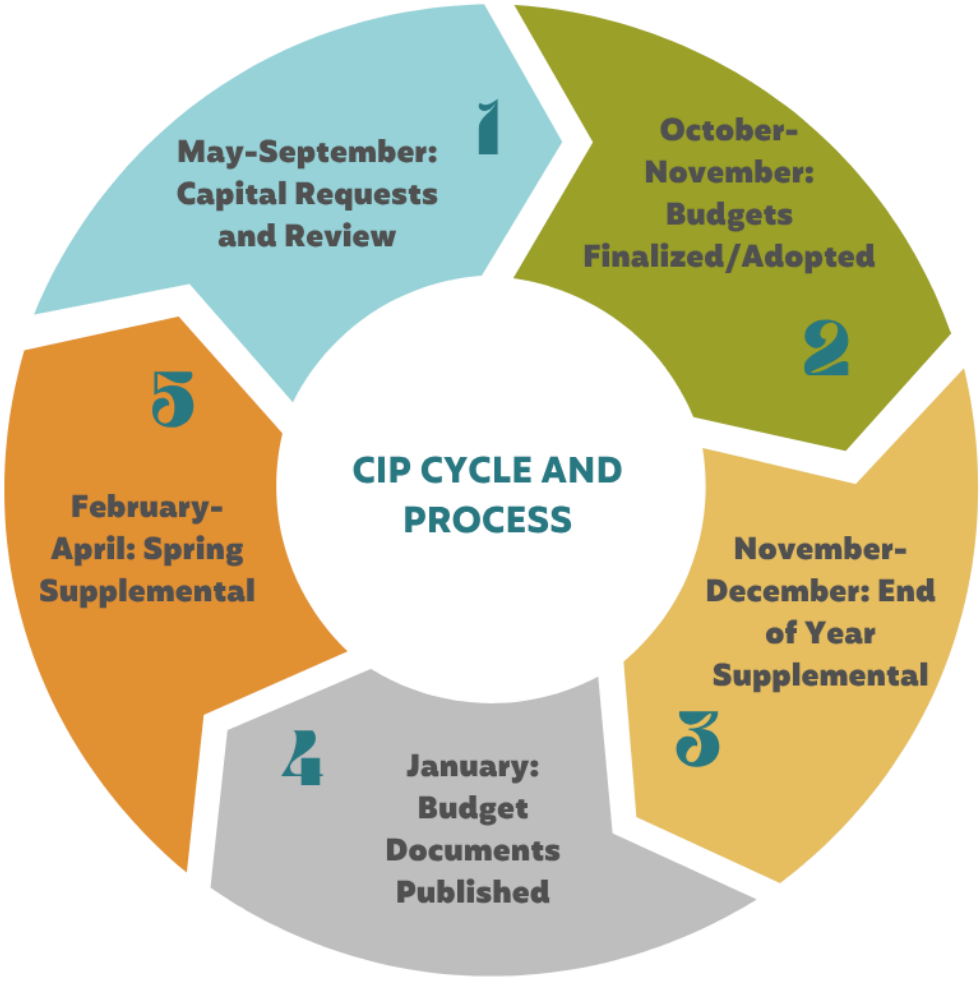

Capital Improvement Project Ranking and Prioritization Process

As Town of Erie staff submit Capital Improvement projects, directors are prompted to "score" each project based on six criteria. This allows Leadership, Council, and Staff to see which projects have higher or lower scores depending on their alignment with the criteria. In addition, directors are also asked to prioritize their projects, from top priority/needed projects down to lower priority/future projects. The six criteria are: Health Impact, Environmental Impact, Operational Impact, Legal Impact, Fiscal Impact, and Cultural Impact. These six categories are roughly formulated to align with the 10 Community Priorities (below):

COMMUNITY PRIORITIES, CONT.

6 PUBLIC SAFETY

7 RESPONSIBLE OIL & GAS DEVELOPMENT

8 PRESERVATION OF OPEN SPACE

9 RECREATION & COMMUNITY AMENITIES

10 MULTI-MODAL FOCUS

Definitions and Criteria for Capital Projects

What is capital?

Capital assets are defined by the Town as assets with an initial, individual cost of more than $10,000 and an estimated useful life of three years or more.

Examples include:

- A project such as the renovation and extension of Town Hall, or a new park (such as Schofield).
- A purchase like a new server.
- The construction of a new water or wastewater pipeline, or a new street.

What is NOT capital?

A purchase over $10K where the components are all under $10K.

- Consider items like computers or furniture; if you purchase 10 computers for $2K per computer, it adds up to $20K, but each of those items, if purchased separately, would not meet the threshold. So this would not qualify as capital.
- Same with furniture—you may contract out with a supplier to purchase $50K worth of furniture for a remodel, but if each of those items is below $10K, none of it should be considered capital.

Items not essential to the completion/function of the capital item (and therefore should be expensed as operating costs/non-capital):

- Training on the asset.
- Warranties (if cost is listed as separate line item)
- Administrative costs/support
- Supplies and consumables (i.e. tools for the project, utilities, etc)

Examples include:

- Warranty associated with the purchase of a new server.
- Design/consultation costs associated with a project that ended up not being completed.
- Staff training on how to operate a new mower.

What can be included as capital project costs?

Design/planning, engineering, property acquisition, easements, and construction are all common capital project costs.

- Design/planning and engineering can only be considered capital if associated with a finished capital asset and those costs were necessary and essential to the completion of the capital asset.
- IF there is design/planning or engineering costs associated with a project BUT the project does not go to construction and is not completed, these costs will need to be moved to a normal operating expense account code (i.e. Consultation Services) and cannot be considered capital.

One Year Plan

Below is the proposed 2026 CIP Budget, broken out first by Funding Source and then also by Department.

FY26 Total Capital Requested

$294,330,550

FY26 Total Funding Requested

$294,330,550

FY26 Total Funding Requested by Source

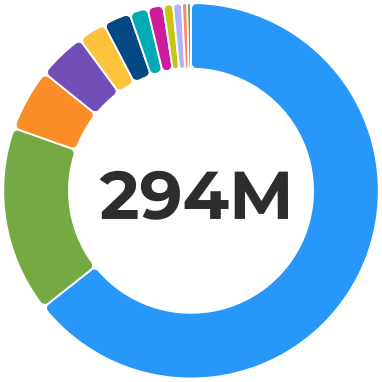

Water Fund - 500	$189,448,780	64.37%
Police Facility Impact Fund - 325	$47,266,850	16.06%
Capital Improvement Fund - 110	$15,778,858	5.36%
Transportation Impact Fund - 300	$12,175,000	4.14%
Storm Drainage Impact Fund - 340	$7,050,000	2.40%
Parks Improvement Impact Fund - 320	$7,000,000	2.38%
Wastewater Fund - 510	$4,637,868	1.58%
Storm Drainage Operating Fund - 520	$3,993,821	1.36%
Trails & Natural Areas Fund - 210	$2,455,513	0.83%
Public Facilities Impact Fund - 310	$2,279,814	0.77%
Conservation Trust Fund - 220	$1,332,550	0.45%
Fleet & Equipment Acquisition Fund - 400	$828,162	0.28%
Tree Impact Fund - 330	$50,000	0.02%
Airport Fund - 530	$33,334	0.01%

FY26 Total Funding Requested by Department

Utilities	$208,590,969	70.87%
Public Works	$66,279,273	22.52%
Parks & Recreation	$12,160,308	4.13%
Economic Development	$7,000,000	2.38%
Information Technology	$140,000	0.05%
Risk	$100,000	0.03%
Environmental Services	$60,000	0.02%

FY26 Capital Cost Breakdown

Capital Costs	$294,330,550	99.92%
Operational Costs	$245,753	0.08%

Capital Improvement Multi-Year Plan

Below is the proposed Capital Improvement Plan from 2026-2030, illustrated by total requests by Department, as well as by Funding Source.

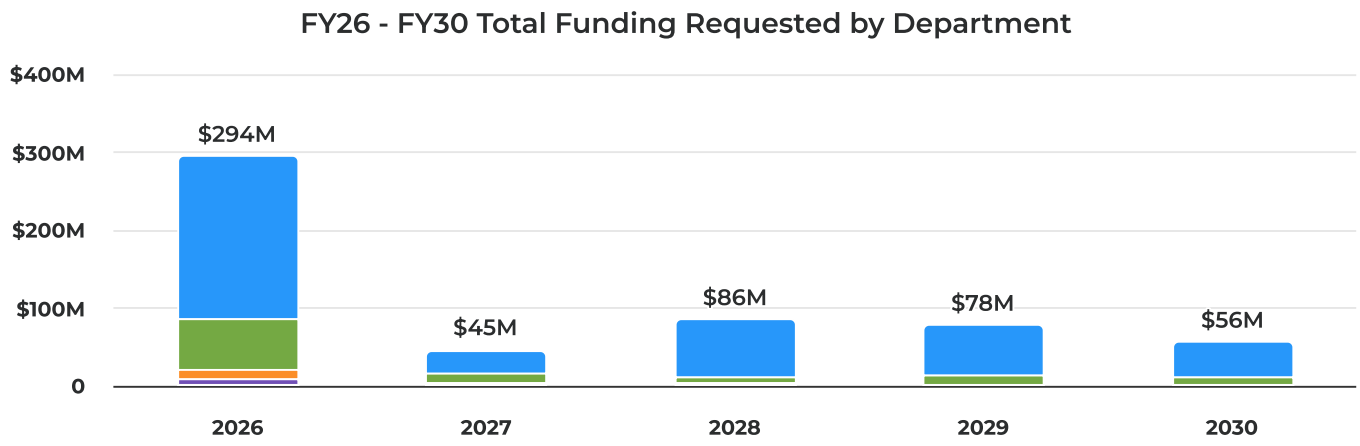

Funding by Department Totals (all years)

Utilities	$423,588,960	75.79%
Public Works	$105,042,098	18.79%
Parks & Recreation	$21,558,201	3.86%
Economic Development	$7,000,000	1.25%
Risk	$1,260,250	0.23%
Environmental Services	$300,000	0.05%
Information Technology	$140,000	0.03%
Police	$20,000	0.00%

FY26 - FY30 Total Funding Requested by Source

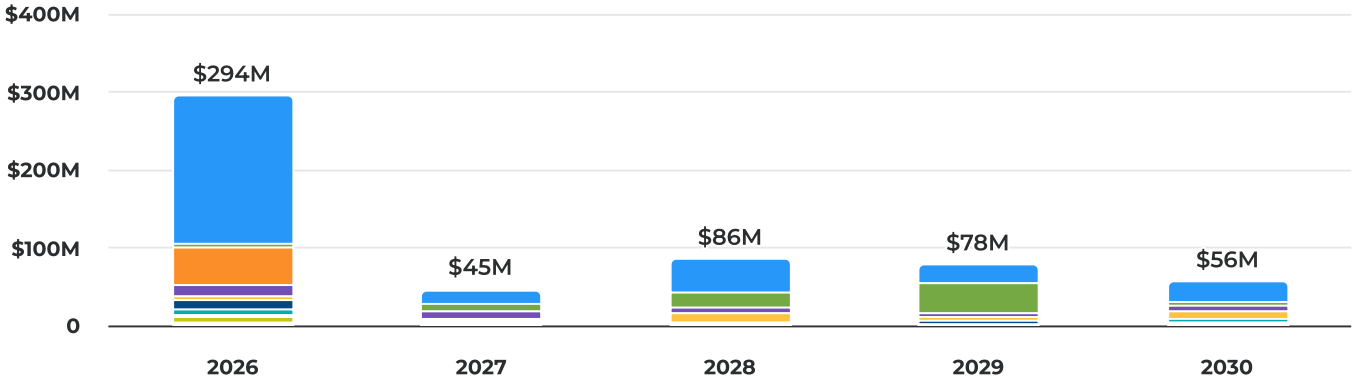

Funding by Source Totals (all years)

Water Fund - 500	$300,408,083	53.75%
Wastewater Fund - 510	$74,251,556	13.29%
Police Facility Impact Fund - 325	$47,266,850	8.46%
Capital Improvement Fund - 110	$46,136,438	8.25%
Storm Drainage Operating Fund - 520	$33,168,821	5.93%
Transportation Impact Fund - 300	$19,975,000	3.57%
Storm Drainage Impact Fund - 340	$12,500,000	2.24%
Trails & Natural Areas Fund - 210	$9,731,115	1.74%
Parks Improvement Impact Fund - 320	$7,000,000	1.25%
Public Facilities Impact Fund - 310	$5,329,544	0.95%
Conservation Trust Fund - 220	$1,612,550	0.29%
Fleet & Equipment Acquisition Fund - 400	$828,162	0.15%
Airport Fund - 530	$626,390	0.11%
Tree Impact Fund - 330	$75,000	0.01%
Grants Fund - 205	$0	0.00%

FY26 - FY30 Capital Cost Breakdown

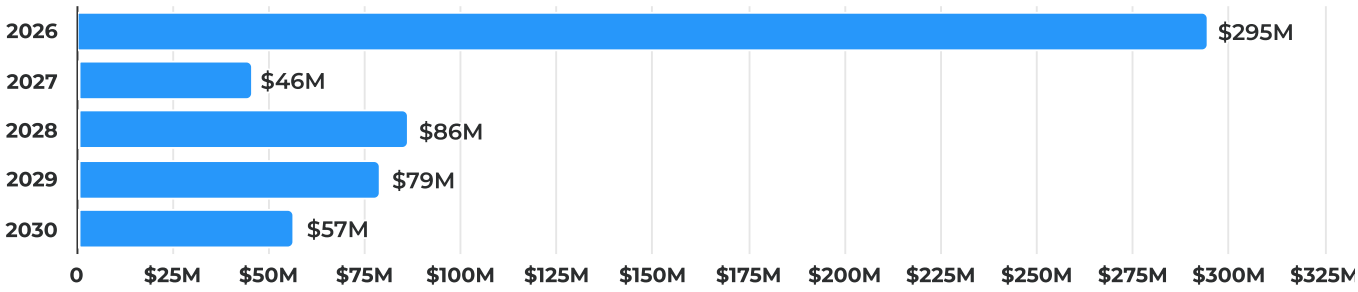

Capital Cost Totals (all years)

Capital Costs	$558,909,509	99.45%
Operational Costs	$3,116,473	0.55%

Capital Improvement Plan - Project Types

FY26 - FY30 Capital Costs By Project Type

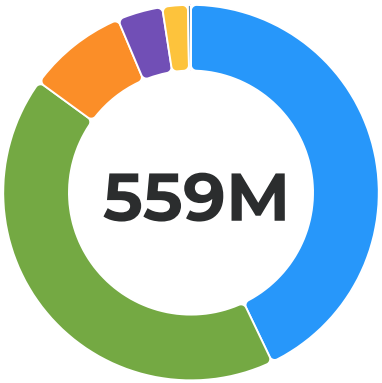

Utilities (Water/Sewer/Storm)	**$239,741,581**	42.89%
Building and Facilities	**$235,450,200**	42.13%
Transportation/Streets	**$48,174,561**	8.62%
Parks & Rec	**$21,846,034**	3.91%
Other Capital Projects	**$12,214,092**	2.19%
New Heavy Equipment	**$1,319,364**	0.24%
Other Equipment	**$96,352**	0.02%
Replacement Heavy Equipment	**$67,325**	0.01%

Utilities (Water/Sewer/Storm)

Project No. / Category		FY2026	FY2027	FY2028	FY2029	FY2030	Total
100007	NISP	$4,858,750	$7,600,000	$7,200,000	$8,300,000	$9,400,000	**$37,358,750**
247015	Sewer Trunk Line - Erie Gateway	$0	$6,162,600	$16,096,455	$9,363,508	$1,901,125	**$33,523,688**
--	Future upgrades to NWRF	$0	$2,500,000	$0	$25,000,000	$0	**$27,500,000**
100364	Zone 3 Water Tank	$19,091,872	$0	$0	$0	$0	**$19,091,872**
100062	Coal Creek Improvements	$0	$400,000	$8,000,000	$500,000	$9,000,000	**$17,900,000**
100005	Windy Gap Firming Project	$2,869,000	$3,488,000	$3,216,100	$3,181,100	$3,143,100	**$15,897,300**
100394	Coal Creek Reach 2 and 4	$11,554,901	$0	$0	$0	$0	**$11,554,901**
--	LRMWTF GAC Expansion	$0	$0	$0	$11,000,000	$0	**$11,000,000**
257505	LRMWTF Plant 1 Filter System Upgrade	$6,000,000	$0	$0	$0	$0	**$6,000,000**
267501	Old Town Outfall Capacity Improvement	$0	$500,000	$150,000	$0	$4,800,000	**$5,450,000**
257524	Highway 52 Drainage Crossing	$250,000	$0	$5,000,000	$0	$0	**$5,250,000**
100395	NWRF to HWY 52 & WCR5 (reimb)	$1,050,000	$1,050,000	$1,050,000	$1,050,000	$1,050,000	**$5,250,000**
100001	Water Meters - Replacements	$836,605	$1,048,553	$715,204	$1,002,427	$939,678	**$4,542,467**
267506	Upsizing Waterlines - Developer Reimbursements	$1,000,000	$0	$1,500,000	$0	$2,000,000	**$4,500,000**
247014	NWRF Improvements	$750,000	$1,000,000	$1,250,000	$500,000	$750,000	**$4,250,000**
257523	Airport Drainage Improvements	$0	$0	$405,000	$3,100,000	$0	**$3,505,000**
257513	NISP Conveyance Easement Acquisitions	$662,500	$662,500	$662,500	$662,500	$662,500	**$3,312,500**
--	LRMWTF Plant 2 Membrane Replacements	$0	$0	$1,500,000	$0	$1,500,000	**$3,000,000**

Project No. / Category		FY2026	FY2027	FY2028	FY2029	FY2030	Total
267505	Replace AC from Airport Drive East to end of AC	$0	$400,000	$1,950,000	$0	$0	**$2,350,000**
247013	Solar at NWRF	$2,256,458	$0	$0	$0	$0	**$2,256,458**
257522	111th Street Improvements	$1,100,000	$1,000,000	$0	$0	$0	**$2,100,000**
100002	Water Meters - New	$357,194	$367,303	$377,412	$384,991	$395,035	**$1,881,935**
100417	Convert Re-Use to Zone 1 Potable	$0	$1,750,000	$0	$0	$0	**$1,750,000**
257520	Culvert Replacement	$530,000	$288,700	$296,600	$304,600	$312,500	**$1,732,400**
257510	Meter Pit Relocation	$283,600	$291,600	$299,600	$307,600	$315,700	**$1,498,100**
--	County Line Road AC Line Replacement	$0	$400,000	$700,000	$0	$0	**$1,100,000**
257502	Erie Lake Repairs	$1,000,000	$0	$0	$0	$0	**$1,000,000**
100115	Sewer Rehabilitation	$380,000	$0	$0	$390,000	$0	**$770,000**
257516	NWRF Equipment Replacements	$100,000	$100,000	$100,000	$100,000	$100,000	**$500,000**
257506	LRMWTF Upgrades	$100,000	$100,000	$100,000	$100,000	$100,000	**$500,000**
257501	LRMWTF Equipment Replacements	$100,000	$100,000	$100,000	$100,000	$100,000	**$500,000**
267508	Coal Creek - North of Kenosha	$150,000	$150,000	$150,000	$0	$0	**$450,000**
267503	LRMWTF PLC Replacements	$225,000	$225,000	$0	$0	$0	**$450,000**
150000	Briggs Alleyway Storm Water Improvements	$400,000	$0	$0	$0	$0	**$400,000**
247010	Low Water Landscape Conversion at Town Facilities	$50,000	$50,000	$50,000	$50,000	$50,000	**$250,000**
267502	Storm Pipe Rehab	$41,200	$42,400	$43,600	$44,800	$46,000	**$218,000**
--	LRMWTF Radio Network - SCADA	$0	$200,000	$0	$0	$0	**$200,000**
267504	Reuse System Improvements	$50,000	$0	$50,000	$0	$50,000	**$150,000**
257517	NWRF Instrument Replacements	$25,000	$25,000	$25,000	$25,000	$25,000	**$125,000**
257521	Storm Structure Rehabilitation	$21,200	$21,800	$22,400	$23,000	$23,600	**$112,000**
257503	Valve Rehabilitation	$54,400	$11,200	$11,600	$11,900	$12,200	**$101,300**
257507	LRMWTF Instrument Replacements	$20,000	$20,000	$20,000	$20,000	$20,000	**$100,000**
257504	Hydrant Meter Replacements	$18,300	$18,700	$19,100	$19,500	$19,900	**$95,500**
267507	Upsize Sanitary Sewer in WCR 7	$76,410	$0	$0	$0	$0	**$76,410**
100225	Coal Creek From Levee to RR Tracks	$75,000	$0	$0	$0	$0	**$75,000**
--	NWTF Upgrades	$0	$0	$20,000	$20,000	$20,000	**$60,000**
257511	PRV Replacement Plan	$11,200	$11,500	$11,800	$12,200	$6,300	**$53,000**
Total Utilities (Water/Sewer/Storm)		**$56,348,590**	**$29,984,856**	**$51,092,371**	**$65,573,126**	**$36,742,638**	**$239,741,581**

Building and Facilities

Project No. / Category		FY2026	FY2027	FY2028	FY2029	FY2030	Total
100365	Water Treatment Facility - New	$151,683,000	$0	$24,421,000	$0	$7,384,000	**$183,488,000**
100391	PD - Courts Expansion	$47,266,850	$0	$0	$0	$0	**$47,266,850**
100328	LAWSC Expansion	$0	$0	$0	$0	$3,049,730	**$3,049,730**
100392	Erie Community Center Addition	$1,016,620	$0	$0	$0	$0	**$1,016,620**
247003	ECC Replacement RTU(s)	$325,000	$0	$0	$0	$0	**$325,000**
267002	Briggs Street Median - Circle K	$154,000	$0	$0	$0	$0	**$154,000**
100353	Office Remodeling	$100,000	$50,000	$0	$0	$0	**$150,000**
Total Building and Facilities		**$200,545,470**	**$50,000**	**$24,421,000**	**$0**	**$10,433,730**	**$235,450,200**

Transportation/Streets

Project No. / Category		FY2026	FY2027	FY2028	FY2029	FY2030	Total
100378	Street Maintenance Projects	$4,500,000	$4,500,000	$4,500,000	$5,500,000	$6,000,000	**$25,000,000**
100387	CLR - Erie Parkway to Telleen	$8,000,000	$0	$0	$0	$0	**$8,000,000**
100346	CLR - Bonnell to Austin	$0	$0	$0	$3,500,000	$0	**$3,500,000**
257005	CLR & EP Ultimate Intersection Improvements	$125,000	$2,500,000	$0	$0	$0	**$2,625,000**
100379	Concrete Maintenance Program	$400,000	$450,000	$500,000	$550,000	$600,000	**$2,500,000**
100347	CLR Shoulders - SH52 to Cheesman	$450,000	$1,800,000	$0	$0	$0	**$2,250,000**
100423	Traffic Signal Improvements	$963,725	$264,187	$109,396	$114,865	$120,608	**$1,572,781**
260000	ADA Transition Plan	$100,000	$250,000	$275,000	$302,500	$332,750	**$1,260,250**
100170	Traffic Calming	$0	$100,000	$100,000	$100,000	$100,000	**$400,000**
243001	Bus Stop Construction	$378,000	$0	$0	$0	$0	**$378,000**
100166	Parking Lot Maintenance	$70,000	$60,000	$63,000	$69,300	$76,230	**$338,530**
100177	Traffic Mitigation	$50,000	$50,000	$50,000	$50,000	$50,000	**$250,000**
100369	Town Center - North Roundabout	$100,000	$0	$0	$0	$0	**$100,000**
Total Transportation/Streets		**$15,136,725**	**$9,974,187**	**$5,597,396**	**$10,186,665**	**$7,279,588**	**$48,174,561**

Parks & Rec

Project No. / Category		FY2026	FY2027	FY2028	FY2029	FY2030	Total
111100	Morgan Hill	$3,675,000	$0	$0	$0	$0	**$3,675,000**
100292	Compass Park	$3,375,000	$0	$0	$0	$0	**$3,375,000**
245001	Sunset Area Plan	$0	$893,974	$1,127,736	$1,000,000	$0	**$3,021,710**
265001	Coal Creek Trail - Reach 2 & 4	$1,700,000	$0	$0	$0	$0	**$1,700,000**
100426	Country Fields Park Renovation	$0	$0	$100,000	$300,000	$1,050,000	**$1,450,000**
115001	Page Property	$1,263,194	$0	$0	$0	$0	**$1,263,194**
--	Page Property Trail	$0	$100,000	$1,000,000	$0	$0	**$1,100,000**
100147	Playground Replacements	$662,625	$0	$400,000	$0	$0	**$1,062,625**
265003	Coal Creek North - Open Space Restoration	$163,756	$189,315	$158,514	$151,063	$0	**$662,648**
100146	Parking Lot Improvements	$393,750	$0	$0	$180,000	$0	**$573,750**
100273	Trail Connectors	$480,000	$40,000	$0	$0	$0	**$520,000**
100145	Irrigation Upgrades	$375,000	$0	$90,000	$0	$10,000	**$475,000**
100022	Erie Community Park	$473,800	$0	$0	$0	$0	**$473,800**
100154	ECC Improvements	$0	$173,000	$86,000	$90,000	$100,000	**$449,000**
265002	Coal Creek Trail - Erie Airport Taxiway Crossing	$0	$400,000	$0	$0	$0	**$400,000**
265004	Drainage Trail Re-Alignment	$0	$300,000	$0	$0	$0	**$300,000**
100367	Park Fixture Replacements	$50,000	$165,000	$70,000	$0	$0	**$285,000**
100109	Trail Signage Program	$60,000	$90,000	$100,000	$0	$0	**$250,000**
--	Wise Homestead Open Space	$0	$200,000	$0	$0	$0	**$200,000**
100246	ECC Pool Maintenance	$26,600	$107,000	$0	$0	$0	**$133,600**
265007	Boneyard Redesign	$110,000	$0	$0	$0	$0	**$110,000**
--	Agricultural Lease Program Improvements	$0	$100,000	$0	$0	$0	**$100,000**
100318	Coal Creek Disc Golf Course	$90,000	$0	$0	$0	$0	**$90,000**
100257	Coal Creek Park Redevelopment	$83,950	$0	$0	$0	$0	**$83,950**
255001	Coal Creek Center - Open Space Restoration	$51,757	$0	$0	$0	$0	**$51,757**
100368	POST Infrastructure Maintenance & Replacement	$40,000	$0	$0	$0	$0	**$40,000**
Total Parks & Rec		**$13,074,432**	**$2,758,289**	**$3,132,250**	**$1,721,063**	**$1,160,000**	**$21,846,034**

Other Capital Projects

Project No. / Category		FY2026	FY2027	FY2028	FY2029	FY2030	Total
257011	Mine Mitigation	$7,000,000	$0	$0	$0	$0	**$7,000,000**
100234	Facilities Energy Performance	$150,000	$1,950,000	$1,050,000	$0	$0	**$3,150,000**
100410	Public Art and Placemaking Program	$170,625	$177,767	$143,756	$142,559	$162,209	**$796,916**
--	Runway 16 - 32 Reconstruction	$0	$0	$43,056	$550,000	$0	**$593,056**
100295	Mechanical Replacements	$42,525	$44,652	$46,884	$49,228	$51,689	**$234,978**
100329	Facility Safety & Life Cycle Projects	$205,308	$0	$0	$0	$0	**$205,308**
--	New Server FY2026	$140,000	$0	$0	$0	$0	**$140,000**
100327	Electric Vehicle Charging Stations	$10,000	$10,000	$10,000	$10,000	$10,000	**$50,000**
100168	Pavement Maintenance - Ramp and Taxiway	$33,334	$0	$0	$0	$0	**$33,334**
--	Other Equipment - Fleet	$10,500	$0	$0	$0	$0	**$10,500**
Total Other Capital Projects		**$7,762,292**	**$2,182,419**	**$1,293,696**	**$751,787**	**$223,898**	**$12,214,092**

New Heavy Equipment

Category	FY2026	FY2027	FY2028	FY2029	FY2030	Total
Public Works Fleet Requests - New Equipment	$685,717	$0	$0	$0	$0	**$685,717**
Utilities Drainage Operations Fleet Requests - New Equipment	$421,520	$0	$0	$0	$0	**$421,520**
Utilities Distribution Fleet Requests - New Equipment	$177,359	$0	$0	$0	$0	**$177,359**
Parks & Rec Fleet Requests - New Equipment	$34,768	$0	$0	$0	$0	**$34,768**
Total New Heavy Equipment	**$1,319,364**	**$0**	**$0**	**$0**	**$0**	**$1,319,364**

Other Equipment

Category	FY2026	FY2027	FY2028	FY2029	FY2030	Total
Recreation Equipment	$36,000	$0	$0	$0	$0	**$36,000**
Power Turf Renovation/Turf 60" Sports Turf Resurfacing Machine	$22,794	$0	$0	$0	$0	**$22,794**
K9 Police Dog	$0	$0	$0	$0	$20,000	**$20,000**
Hotsy/1075BE/Mobile Hot Water Pressure Washer	$17,558	$0	$0	$0	$0	**$17,558**
Total Other Equipment	**$76,352**	**$0**	**$0**	**$0**	**$20,000**	**$96,352**

Replacement Heavy Equipment

Category	FY2026	FY2027	FY2028	FY2029	FY2030	Total
Parks & Rec Fleet Requests - Replacement Equipment	$67,325	$0	$0	$0	$0	**$67,325**
Total Replacement Heavy Equipment	**$67,325**	**$0**	**$0**	**$0**	**$0**	**$67,325**

Capital Improvement Plan - Departments

FY26 - FY30 Capital Costs by Department

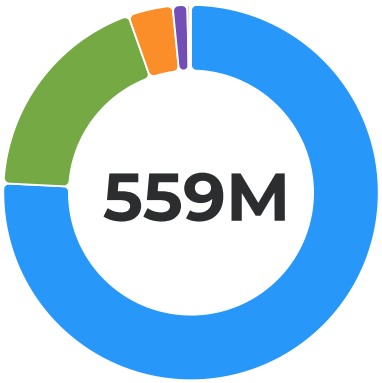

Utilities	**$423,588,960**	75.79%
Public Works	**$105,042,098**	18.79%
Parks & Recreation	**$21,558,201**	3.86%
Economic Development	**$7,000,000**	1.25%
Risk	**$1,260,250**	0.23%
Environmental Services	**$300,000**	0.05%
Information Technology	**$140,000**	0.03%
Police	**$20,000**	0.00%

Utilities

Project No. / Category		FY2026	FY2027	FY2028	FY2029	FY2030	Total
100365	Water Treatment Facility - New	$151,683,000	$0	$24,421,000	$0	$7,384,000	**$183,488,000**
100007	NISP	$4,858,750	$7,600,000	$7,200,000	$8,300,000	$9,400,000	**$37,358,750**
247015	Sewer Trunk Line - Erie Gateway	$0	$6,162,600	$16,096,455	$9,363,508	$1,901,125	**$33,523,688**
--	Future upgrades to NWRF	$0	$2,500,000	$0	$25,000,000	$0	**$27,500,000**
100364	Zone 3 Water Tank	$19,091,872	$0	$0	$0	$0	**$19,091,872**
100062	Coal Creek Improvements	$0	$400,000	$8,000,000	$500,000	$9,000,000	**$17,900,000**
100005	Windy Gap Firming Project	$2,869,000	$3,488,000	$3,216,100	$3,181,100	$3,143,100	**$15,897,300**
100394	Coal Creek Reach 2 and 4	$11,554,901	$0	$0	$0	$0	**$11,554,901**
--	LRMWTF GAC Expansion	$0	$0	$0	$11,000,000	$0	**$11,000,000**
257505	LRMWTF Plant 1 Filter System Upgrade	$6,000,000	$0	$0	$0	$0	**$6,000,000**
267501	Old Town Outfall Capacity Improvement	$0	$500,000	$150,000	$0	$4,800,000	**$5,450,000**
257524	Highway 52 Drainage Crossing	$250,000	$0	$5,000,000	$0	$0	**$5,250,000**
100395	NWRF to HWY 52 & WCR5 (reimb)	$1,050,000	$1,050,000	$1,050,000	$1,050,000	$1,050,000	**$5,250,000**
100001	Water Meters - Replacements	$836,605	$1,048,553	$715,204	$1,002,427	$939,678	**$4,542,467**
267506	Upsizing Waterlines - Developer Reimbursements	$1,000,000	$0	$1,500,000	$0	$2,000,000	**$4,500,000**
247014	NWRF Improvements	$750,000	$1,000,000	$1,250,000	$500,000	$750,000	**$4,250,000**
257523	Airport Drainage Improvements	$0	$0	$405,000	$3,100,000	$0	**$3,505,000**
257513	NISP Conveyance Easement Acquisitions	$662,500	$662,500	$662,500	$662,500	$662,500	**$3,312,500**
--	LRMWTF Plant 2 Membrane Replacements	$0	$0	$1,500,000	$0	$1,500,000	**$3,000,000**
267505	Replace AC from Airport Drive East to end of AC	$0	$400,000	$1,950,000	$0	$0	**$2,350,000**

Project No. / Category		FY2026	FY2027	FY2028	FY2029	FY2030	Total
247013	Solar at NWRF	$2,256,458	$0	$0	$0	$0	**$2,256,458**
257522	111th Street Improvements	$1,100,000	$1,000,000	$0	$0	$0	**$2,100,000**
100002	Water Meters - New	$357,194	$367,303	$377,412	$384,991	$395,035	**$1,881,935**
100417	Convert Re-Use to Zone 1 Potable	$0	$1,750,000	$0	$0	$0	**$1,750,000**
257520	Culvert Replacement	$530,000	$288,700	$296,600	$304,600	$312,500	**$1,732,400**
257510	Meter Pit Relocation	$283,600	$291,600	$299,600	$307,600	$315,700	**$1,498,100**
--	County Line Road AC Line Replacement	$0	$400,000	$700,000	$0	$0	**$1,100,000**
257502	Erie Lake Repairs	$1,000,000	$0	$0	$0	$0	**$1,000,000**
100115	Sewer Rehabilitation	$380,000	$0	$0	$390,000	$0	**$770,000**
257516	NWRF Equipment Replacements	$100,000	$100,000	$100,000	$100,000	$100,000	**$500,000**
257506	LRMWTF Upgrades	$100,000	$100,000	$100,000	$100,000	$100,000	**$500,000**
257501	LRMWTF Equipment Replacements	$100,000	$100,000	$100,000	$100,000	$100,000	**$500,000**
267508	Coal Creek - North of Kenosha	$150,000	$150,000	$150,000	$0	$0	**$450,000**
267503	LRMWTF PLC Replacements	$225,000	$225,000	$0	$0	$0	**$450,000**
--	Utilities Drainage Operations Fleet Requests - New Equipment	$421,520	$0	$0	$0	$0	**$421,520**
150000	Briggs Alleyway Storm Water Improvements	$400,000	$0	$0	$0	$0	**$400,000**
267502	Storm Pipe Rehab	$41,200	$42,400	$43,600	$44,800	$46,000	**$218,000**
--	LRMWTF Radio Network -SCADA	$0	$200,000	$0	$0	$0	**$200,000**
--	Utilities Distribution Fleet Requests - New Equipment	$177,359	$0	$0	$0	$0	**$177,359**
267504	Reuse System Improvements	$50,000	$0	$50,000	$0	$50,000	**$150,000**
257517	NWRF Instrument Replacements	$25,000	$25,000	$25,000	$25,000	$25,000	**$125,000**
257521	Storm Structure Rehabilitation	$21,200	$21,800	$22,400	$23,000	$23,600	**$112,000**
257503	Valve Rehabilitation	$54,400	$11,200	$11,600	$11,900	$12,200	**$101,300**
257507	LRMWTF Instrument Replacements	$20,000	$20,000	$20,000	$20,000	$20,000	**$100,000**
257504	Hydrant Meter Replacements	$18,300	$18,700	$19,100	$19,500	$19,900	**$95,500**
267507	Upsize Sanitary Sewer in WCR 7	$76,410	$0	$0	$0	$0	**$76,410**
100225	Coal Creek From Levee to RR Tracks	$75,000	$0	$0	$0	$0	**$75,000**
--	NWTF Upgrades	$0	$0	$20,000	$20,000	$20,000	**$60,000**
257511	PRV Replacement Plan	$11,200	$11,500	$11,800	$12,200	$6,300	**$53,000**
--	Other Equipment - Fleet	$10,500	$0	$0	$0	$0	**$10,500**
Total Utilities		**$208,590,969**	**$29,934,856**	**$75,463,371**	**$65,523,126**	**$44,076,638**	**$423,588,960**

Public Works

Project No. / Category		FY2026	FY2027	FY2028	FY2029	FY2030	Total
100391	PD - Courts Expansion	$47,266,850	$0	$0	$0	$0	**$47,266,850**
100378	Street Maintenance Projects	$4,500,000	$4,500,000	$4,500,000	$5,500,000	$6,000,000	**$25,000,000**
100387	CLR - Erie Parkway to Telleen	$8,000,000	$0	$0	$0	$0	**$8,000,000**
100346	CLR - Bonnell to Austin	$0	$0	$0	$3,500,000	$0	**$3,500,000**
100234	Facilities Energy Performance	$150,000	$1,950,000	$1,050,000	$0	$0	**$3,150,000**
100328	LAWSC Expansion	$0	$0	$0	$0	$3,049,730	**$3,049,730**
257005	CLR & EP Ultimate Intersection Improvements	$125,000	$2,500,000	$0	$0	$0	**$2,625,000**
100379	Concrete Maintenance Program	$400,000	$450,000	$500,000	$550,000	$600,000	**$2,500,000**

Project No. / Category		FY2026	FY2027	FY2028	FY2029	FY2030	Total
100347	CLR Shoulders - SH52 to Cheesman	$450,000	$1,800,000	$0	$0	$0	**$2,250,000**
100423	Traffic Signal Improvements	$963,725	$264,187	$109,396	$114,865	$120,608	**$1,572,781**
115001	Page Property	$1,263,194	$0	$0	$0	$0	**$1,263,194**
100392	Erie Community Center Addition	$1,016,620	$0	$0	$0	$0	**$1,016,620**
--	Public Works Fleet Requests - New Equipment	$685,717	$0	$0	$0	$0	**$685,717**
--	Runway 16 - 32 Reconstruction	$0	$0	$43,056	$550,000	$0	**$593,056**
100170	Traffic Calming	$0	$100,000	$100,000	$100,000	$100,000	**$400,000**
243001	Bus Stop Construction	$378,000	$0	$0	$0	$0	**$378,000**
100166	Parking Lot Maintenance	$70,000	$60,000	$63,000	$69,300	$76,230	**$338,530**
247003	ECC Replacement RTU(s)	$325,000	$0	$0	$0	$0	**$325,000**
100177	Traffic Mitigation	$50,000	$50,000	$50,000	$50,000	$50,000	**$250,000**
100295	Mechanical Replacements	$42,525	$44,652	$46,884	$49,228	$51,689	**$234,978**
100329	Facility Safety & Life Cycle Projects	$205,308	$0	$0	$0	$0	**$205,308**
267002	Briggs Street Median - Circle K	$154,000	$0	$0	$0	$0	**$154,000**
100353	Office Remodeling	$100,000	$50,000	$0	$0	$0	**$150,000**
100369	Town Center - North Roundabout	$100,000	$0	$0	$0	$0	**$100,000**
100168	Pavement Maintenance - Ramp and Taxiway	$33,334	$0	$0	$0	$0	**$33,334**
Total Public Works		**$66,279,273**	**$11,768,839**	**$6,462,336**	**$10,483,393**	**$10,048,257**	**$105,042,098**

Parks & Recreation

Project No. / Category		FY2026	FY2027	FY2028	FY2029	FY2030	Total
111100	Morgan Hill	$3,675,000	$0	$0	$0	$0	**$3,675,000**
100292	Compass Park	$3,375,000	$0	$0	$0	$0	**$3,375,000**
245001	Sunset Area Plan	$0	$893,974	$1,127,736	$1,000,000	$0	**$3,021,710**
265001	Coal Creek Trail - Reach 2 & 4	$1,700,000	$0	$0	$0	$0	**$1,700,000**
100426	Country Fields Park Renovation	$0	$0	$100,000	$300,000	$1,050,000	**$1,450,000**
--	Page Property Trail	$0	$100,000	$1,000,000	$0	$0	**$1,100,000**
100147	Playground Replacements	$662,625	$0	$400,000	$0	$0	**$1,062,625**
100410	Public Art and Placemaking Program	$170,625	$177,767	$143,756	$142,559	$162,209	**$796,916**
265003	Coal Creek North - Open Space Restoration	$163,756	$189,315	$158,514	$151,063	$0	**$662,648**
100146	Parking Lot Improvements	$393,750	$0	$0	$180,000	$0	**$573,750**
100273	Trail Connectors	$480,000	$40,000	$0	$0	$0	**$520,000**
100145	Irrigation Upgrades	$375,000	$0	$90,000	$0	$10,000	**$475,000**
100022	Erie Community Park	$473,800	$0	$0	$0	$0	**$473,800**
100154	ECC Improvements	$0	$173,000	$86,000	$90,000	$100,000	**$449,000**
265002	Coal Creek Trail - Erie Airport Taxiway Crossing	$0	$400,000	$0	$0	$0	**$400,000**
265004	Drainage Trail Re-Alignment	$0	$300,000	$0	$0	$0	**$300,000**
100367	Park Fixture Replacements	$50,000	$165,000	$70,000	$0	$0	**$285,000**
100109	Trail Signage Program	$60,000	$90,000	$100,000	$0	$0	**$250,000**
--	Wise Homestead Open Space	$0	$200,000	$0	$0	$0	**$200,000**
100246	ECC Pool Maintenance	$26,600	$107,000	$0	$0	$0	**$133,600**
265007	Boneyard Redesign	$110,000	$0	$0	$0	$0	**$110,000**
--	Agricultural Lease Program Improvements	$0	$100,000	$0	$0	$0	**$100,000**
100318	Coal Creek Disc Golf Course	$90,000	$0	$0	$0	$0	**$90,000**
100257	Coal Creek Park Redevelopment	$83,950	$0	$0	$0	$0	**$83,950**

Project No. / Category		FY2026	FY2027	FY2028	FY2029	FY2030	Total
--	Parks & Rec Fleet Requests - Replacement Equipment	$67,325	$0	$0	$0	$0	**$67,325**
255001	Coal Creek Center - Open Space Restoration	$51,757	$0	$0	$0	$0	**$51,757**
100368	POST Infrastructure Maintenance & Replacement	$40,000	$0	$0	$0	$0	**$40,000**
--	Recreation Equipment	$36,000	$0	$0	$0	$0	**$36,000**
--	Parks & Rec Fleet Requests - New Equipment	$34,768	$0	$0	$0	$0	**$34,768**
--	Power Turf Renovation/Turf 60" Sports Turf Resurfacing Machine	$22,794	$0	$0	$0	$0	**$22,794**
--	Hotsy/1075BE/Mobile Hot Water Pressure Washer	$17,558	$0	$0	$0	$0	**$17,558**
Total Parks & Recreation		**$12,160,308**	**$2,936,056**	**$3,276,006**	**$1,863,622**	**$1,322,209**	**$21,558,201**

Economic Development

Project No. / Category		FY2026	FY2027	FY2028	FY2029	FY2030	Total
257011	Mine Mitigation	$7,000,000	$0	$0	$0	$0	**$7,000,000**
Total Economic Development		**$7,000,000**	**$0**	**$0**	**$0**	**$0**	**$7,000,000**

Risk

Project No. / Category		FY2026	FY2027	FY2028	FY2029	FY2030	Total
260000	ADA Transition Plan	$100,000	$250,000	$275,000	$302,500	$332,750	**$1,260,250**
Total Risk		**$100,000**	**$250,000**	**$275,000**	**$302,500**	**$332,750**	**$1,260,250**

Environmental Services

Project No. / Category		FY2026	FY2027	FY2028	FY2029	FY2030	Total
247010	Low Water Landscape Conversion at Town Facilities	$50,000	$50,000	$50,000	$50,000	$50,000	**$250,000**
100327	Electric Vehicle Charging Stations	$10,000	$10,000	$10,000	$10,000	$10,000	**$50,000**
Total Environmental Services		**$60,000**	**$60,000**	**$60,000**	**$60,000**	**$60,000**	**$300,000**

Information Technology

Category	FY2026	FY2027	FY2028	FY2029	FY2030	Total
New Server FY2026	$140,000	$0	$0	$0	$0	**$140,000**
Total Information Technology	**$140,000**	**$0**	**$0**	**$0**	**$0**	**$140,000**

Police

Category	FY2026	FY2027	FY2028	FY2029	FY2030	Total
K9 Police Dog	$0	$0	$0	$0	$20,000	**$20,000**
Total Police	**$0**	**$0**	**$0**	**$0**	**$20,000**	**$20,000**

Capital Improvement Plan - Expenditures

FY26 - FY30 Expenditures by Fund

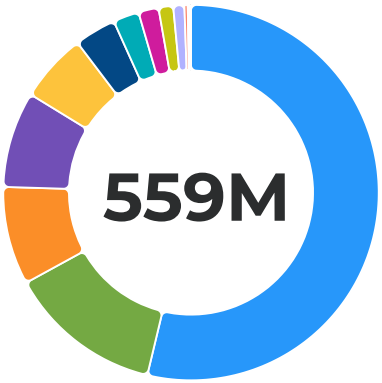

Water Fund - 500	**$300,408,083**	53.75%
Wastewater Fund - 510	**$74,251,556**	13.29%
Police Facility Impact Fund - 325	**$47,266,850**	8.46%
Capital Improvement Fund - 110	**$46,136,438**	8.25%
Storm Drainage Operating Fund - 520	**$33,168,821**	5.93%
Transportation Impact Fund - 300	**$19,975,000**	3.57%
Storm Drainage Impact Fund - 340	**$12,500,000**	2.24%
Trails & Natural Areas Fund - 210	**$9,731,115**	1.74%
Parks Improvement Impact Fund - 320	**$7,000,000**	1.25%
Public Facilities Impact Fund - 310	**$5,329,544**	0.95%
Conservation Trust Fund - 220	**$1,612,550**	0.29%
Fleet & Equipment Acquisition Fund - 400	**$828,162**	0.15%
Airport Fund - 530	**$626,390**	0.11%
Tree Impact Fund - 330	**$75,000**	0.01%

Water Fund - 500

Project No. / Category		FY2026	FY2027	FY2028	FY2029	FY2030	Total
100365	Water Treatment Facility - New	$151,683,000	$0	$24,421,000	$0	$7,384,000	**$183,488,000**
100007	NISP	$4,858,750	$7,600,000	$7,200,000	$8,300,000	$9,400,000	**$37,358,750**
100364	Zone 3 Water Tank	$19,091,872	$0	$0	$0	$0	**$19,091,872**
100005	Windy Gap Firming Project	$2,869,000	$3,488,000	$3,216,100	$3,181,100	$3,143,100	**$15,897,300**
--	LRMWTF GAC Expansion	$0	$0	$0	$11,000,000	$0	**$11,000,000**
257505	LRMWTF Plant 1 Filter System Upgrade	$6,000,000	$0	$0	$0	$0	**$6,000,000**
100001	Water Meters - Replacements	$836,605	$1,048,553	$715,204	$1,002,427	$939,678	**$4,542,467**
267506	Upsizing Waterlines - Developer Reimbursements	$1,000,000	$0	$1,500,000	$0	$2,000,000	**$4,500,000**
257513	NISP Conveyance Easement Acquisitions	$662,500	$662,500	$662,500	$662,500	$662,500	**$3,312,500**

Project No. / Category		FY2026	FY2027	FY2028	FY2029	FY2030	Total
--	LRMWTF Plant 2 Membrane Replacements	$0	$0	$1,500,000	$0	$1,500,000	**$3,000,000**
267505	Replace AC from Airport Drive East to end of AC	$0	$400,000	$1,950,000	$0	$0	**$2,350,000**
100002	Water Meters - New	$357,194	$367,303	$377,412	$384,991	$395,035	**$1,881,935**
100417	Convert Re-Use to Zone 1 Potable	$0	$1,750,000	$0	$0	$0	**$1,750,000**
257510	Meter Pit Relocation	$283,600	$291,600	$299,600	$307,600	$315,700	**$1,498,100**
--	County Line Road AC Line Replacement	$0	$400,000	$700,000	$0	$0	**$1,100,000**
257502	Erie Lake Repairs	$1,000,000	$0	$0	$0	$0	**$1,000,000**
257506	LRMWTF Upgrades	$100,000	$100,000	$100,000	$100,000	$100,000	**$500,000**
257501	LRMWTF Equipment Replacements	$100,000	$100,000	$100,000	$100,000	$100,000	**$500,000**
267503	LRMWTF PLC Replacements	$225,000	$225,000	$0	$0	$0	**$450,000**
247010	Low Water Landscape Conversion at Town Facilities	$50,000	$50,000	$50,000	$50,000	$50,000	**$250,000**
--	LRMWTF Radio Network - SCADA	$0	$200,000	$0	$0	$0	**$200,000**
--	Utilities Distribution Fleet Requests - New Equipment	$177,359	$0	$0	$0	$0	**$177,359**
267504	Reuse System Improvements	$50,000	$0	$50,000	$0	$50,000	**$150,000**
257503	Valve Rehabilitation	$54,400	$11,200	$11,600	$11,900	$12,200	**$101,300**
257507	LRMWTF Instrument Replacements	$20,000	$20,000	$20,000	$20,000	$20,000	**$100,000**
257504	Hydrant Meter Replacements	$18,300	$18,700	$19,100	$19,500	$19,900	**$95,500**
--	NWTF Upgrades	$0	$0	$20,000	$20,000	$20,000	**$60,000**
257511	PRV Replacement Plan	$11,200	$11,500	$11,800	$12,200	$6,300	**$53,000**
Total Water Fund - 500		**$189,448,780**	**$16,744,356**	**$42,924,316**	**$25,172,218**	**$26,118,413**	**$300,408,083**

Wastewater Fund - 510

Project No. / Category		FY2026	FY2027	FY2028	FY2029	FY2030	Total
247015	Sewer Trunk Line - Erie Gateway	$0	$6,162,600	$16,096,455	$9,363,508	$1,901,125	**$33,523,688**
--	Future upgrades to NWRF	$0	$2,500,000	$0	$25,000,000	$0	**$27,500,000**
100395	NWRF to HWY 52 & WCR5 (reimb)	$1,050,000	$1,050,000	$1,050,000	$1,050,000	$1,050,000	**$5,250,000**
247014	NWRF Improvements	$750,000	$1,000,000	$1,250,000	$500,000	$750,000	**$4,250,000**
247013	Solar at NWRF	$2,256,458	$0	$0	$0	$0	**$2,256,458**
100115	Sewer Rehabilitation	$380,000	$0	$0	$390,000	$0	**$770,000**
257516	NWRF Equipment Replacements	$100,000	$100,000	$100,000	$100,000	$100,000	**$500,000**
257517	NWRF Instrument Replacements	$25,000	$25,000	$25,000	$25,000	$25,000	**$125,000**
267507	Upsize Sanitary Sewer in WCR 7	$76,410	$0	$0	$0	$0	**$76,410**
Total Wastewater Fund - 510		**$4,637,868**	**$10,837,600**	**$18,521,455**	**$36,428,508**	**$3,826,125**	**$74,251,556**

Police Facility Impact Fund - 325

Project No. / Category		FY2026	FY2027	FY2028	FY2029	FY2030	Total
100391	PD - Courts Expansion	$47,266,850	$0	$0	$0	$0	**$47,266,850**
Total Police Facility Impact Fund - 325		**$47,266,850**	**$0**	**$0**	**$0**	**$0**	**$47,266,850**

Capital Improvement Fund - 110

Project No. / Category		FY2026	FY2027	FY2028	FY2029	FY2030	Total
100378	Street Maintenance Projects	$4,500,000	$4,500,000	$4,500,000	$5,500,000	$6,000,000	**$25,000,000**

Project No. / Category		FY2026	FY2027	FY2028	FY2029	FY2030	Total
257011	Mine Mitigation	$7,000,000	$0	$0	$0	$0	**$7,000,000**
100234	Facilities Energy Performance	$150,000	$1,950,000	$1,050,000	$0	$0	**$3,150,000**
100379	Concrete Maintenance Program	$400,000	$450,000	$500,000	$550,000	$600,000	**$2,500,000**
100423	Traffic Signal Improvements	$963,725	$264,187	$109,396	$114,865	$120,608	**$1,572,781**
260000	ADA Transition Plan	$100,000	$250,000	$275,000	$302,500	$332,750	**$1,260,250**
100147	Playground Replacements	$662,625	$0	$400,000	$0	$0	**$1,062,625**
100410	Public Art and Placemaking Program	$170,625	$177,767	$143,756	$142,559	$162,209	**$796,916**
100154	ECC Improvements	$0	$173,000	$86,000	$90,000	$100,000	**$449,000**
100170	Traffic Calming	$0	$100,000	$100,000	$100,000	$100,000	**$400,000**
243001	Bus Stop Construction	$378,000	$0	$0	$0	$0	**$378,000**
100166	Parking Lot Maintenance	$70,000	$60,000	$63,000	$69,300	$76,230	**$338,530**
247003	ECC Replacement RTU(s)	$325,000	$0	$0	$0	$0	**$325,000**
100367	Park Fixture Replacements	$50,000	$165,000	$70,000	$0	$0	**$285,000**
100177	Traffic Mitigation	$50,000	$50,000	$50,000	$50,000	$50,000	**$250,000**
100295	Mechanical Replacements	$42,525	$44,652	$46,884	$49,228	$51,689	**$234,978**
100329	Facility Safety & Life Cycle Projects	$205,308	$0	$0	$0	$0	**$205,308**
267002	Briggs Street Median - Circle K	$154,000	$0	$0	$0	$0	**$154,000**
100353	Office Remodeling	$100,000	$50,000	$0	$0	$0	**$150,000**
--	New Server FY2026	$140,000	$0	$0	$0	$0	**$140,000**
100246	ECC Pool Maintenance	$26,600	$107,000	$0	$0	$0	**$133,600**
265007	Boneyard Redesign	$110,000	$0	$0	$0	$0	**$110,000**
100257	Coal Creek Park Redevelopment	$83,950	$0	$0	$0	$0	**$83,950**
100327	Electric Vehicle Charging Stations	$10,000	$10,000	$10,000	$10,000	$10,000	**$50,000**
100368	POST Infrastructure Maintenance & Replacement	$40,000	$0	$0	$0	$0	**$40,000**
--	Recreation Equipment	$36,000	$0	$0	$0	$0	**$36,000**
--	K9 Police Dog	$0	$0	$0	$0	$20,000	**$20,000**
--	Other Equipment - Fleet	$10,500	$0	$0	$0	$0	**$10,500**
Total Capital Improvement Fund - 110		**$15,778,858**	**$8,351,606**	**$7,404,036**	**$6,978,452**	**$7,623,486**	**$46,136,438**

Storm Drainage Operating Fund - 520

Project No. / Category		FY2026	FY2027	FY2028	FY2029	FY2030	Total
100062	Coal Creek Improvements	$0	$400,000	$8,000,000	$500,000	$9,000,000	**$17,900,000**
257524	Highway 52 Drainage Crossing	$250,000	$0	$5,000,000	$0	$0	**$5,250,000**
257523	Airport Drainage Improvements	$0	$0	$405,000	$3,100,000	$0	**$3,505,000**
257522	111th Street Improvements	$1,100,000	$1,000,000	$0	$0	$0	**$2,100,000**
257520	Culvert Replacement	$530,000	$288,700	$296,600	$304,600	$312,500	**$1,732,400**
100394	Coal Creek Reach 2 and 4	$1,404,901	$0	$0	$0	$0	**$1,404,901**
267508	Coal Creek - North of Kenosha	$150,000	$150,000	$150,000	$0	$0	**$450,000**
--	Utilities Drainage Operations Fleet Requests - New Equipment	$421,520	$0	$0	$0	$0	**$421,520**
267502	Storm Pipe Rehab	$41,200	$42,400	$43,600	$44,800	$46,000	**$218,000**
257521	Storm Structure Rehabilitation	$21,200	$21,800	$22,400	$23,000	$23,600	**$112,000**
100225	Coal Creek From Levee to RR Tracks	$75,000	$0	$0	$0	$0	**$75,000**
Total Storm Drainage Operating Fund - 520		**$3,993,821**	**$1,902,900**	**$13,917,600**	**$3,972,400**	**$9,382,100**	**$33,168,821**

Transportation Impact Fund - 300

Project No. / Category		FY2026	FY2027	FY2028	FY2029	FY2030	Total
100387	CLR - Erie Parkway to Telleen	$8,000,000	$0	$0	$0	$0	**$8,000,000**

Project No. / Category		FY2026	FY2027	FY2028	FY2029	FY2030	Total
100394	Coal Creek Reach 2 and 4	$3,500,000	$0	$0	$0	$0	**$3,500,000**
100346	CLR - Bonnell to Austin	$0	$0	$0	$3,500,000	$0	**$3,500,000**
257005	CLR & EP Ultimate Intersection Improvements	$125,000	$2,500,000	$0	$0	$0	**$2,625,000**
100347	CLR Shoulders - SH52 to Cheesman	$450,000	$1,800,000	$0	$0	$0	**$2,250,000**
100369	Town Center - North Roundabout	$100,000	$0	$0	$0	$0	**$100,000**
Total Transportation Impact Fund - 300		**$12,175,000**	**$4,300,000**	**$0**	**$3,500,000**	**$0**	**$19,975,000**

Storm Drainage Impact Fund - 340

Project No. / Category		FY2026	FY2027	FY2028	FY2029	FY2030	Total
100394	Coal Creek Reach 2 and 4	$6,650,000	$0	$0	$0	$0	**$6,650,000**
267501	Old Town Outfall Capacity Improvement	$0	$500,000	$150,000	$0	$4,800,000	**$5,450,000**
150000	Briggs Alleyway Storm Water Improvements	$400,000	$0	$0	$0	$0	**$400,000**
Total Storm Drainage Impact Fund - 340		**$7,050,000**	**$500,000**	**$150,000**	**$0**	**$4,800,000**	**$12,500,000**

Trails & Natural Areas Fund - 210

Project No. / Category		FY2026	FY2027	FY2028	FY2029	FY2030	Total
245001	Sunset Area Plan	$0	$893,974	$1,127,736	$1,000,000	$0	**$3,021,710**
265001	Coal Creek Trail - Reach 2 & 4	$1,700,000	$0	$0	$0	$0	**$1,700,000**
100426	Country Fields Park Renovation	$0	$0	$100,000	$300,000	$1,025,000	**$1,425,000**
--	Page Property Trail	$0	$100,000	$1,000,000	$0	$0	**$1,100,000**
265003	Coal Creek North - Open Space Restoration	$163,756	$189,315	$158,514	$151,063	$0	**$662,648**
100273	Trail Connectors	$480,000	$40,000	$0	$0	$0	**$520,000**
265002	Coal Creek Trail - Erie Airport Taxiway Crossing	$0	$400,000	$0	$0	$0	**$400,000**
265004	Drainage Trail Re-Alignment	$0	$300,000	$0	$0	$0	**$300,000**
100109	Trail Signage Program	$60,000	$90,000	$100,000	$0	$0	**$250,000**
--	Wise Homestead Open Space	$0	$200,000	$0	$0	$0	**$200,000**
--	Agricultural Lease Program Improvements	$0	$100,000	$0	$0	$0	**$100,000**
255001	Coal Creek Center - Open Space Restoration	$51,757	$0	$0	$0	$0	**$51,757**
Total Trails & Natural Areas Fund - 210		**$2,455,513**	**$2,313,289**	**$2,486,250**	**$1,451,063**	**$1,025,000**	**$9,731,115**

Parks Improvement Impact Fund - 320

Project No. / Category		FY2026	FY2027	FY2028	FY2029	FY2030	Total
111100	Morgan Hill	$3,650,000	$0	$0	$0	$0	**$3,650,000**
100292	Compass Park	$3,350,000	$0	$0	$0	$0	**$3,350,000**
Total Parks Improvement Impact Fund - 320		**$7,000,000**	**$0**	**$0**	**$0**	**$0**	**$7,000,000**

Public Facilities Impact Fund - 310

Project No. / Category		FY2026	FY2027	FY2028	FY2029	FY2030	Total
100328	LAWSC Expansion	$0	$0	$0	$0	$3,049,730	**$3,049,730**
115001	Page Property	$1,263,194	$0	$0	$0	$0	**$1,263,194**
100392	Erie Community Center Addition	$1,016,620	$0	$0	$0	$0	**$1,016,620**
Total Public Facilities Impact Fund - 310		**$2,279,814**	**$0**	**$0**	**$0**	**$3,049,730**	**$5,329,544**

Conservation Trust Fund - 220

Project No. / Category		FY2026	FY2027	FY2028	FY2029	FY2030	Total
100146	Parking Lot Improvements	$393,750	$0	$0	$180,000	$0	**$573,750**
100145	Irrigation Upgrades	$375,000	$0	$90,000	$0	$10,000	**$475,000**
100022	Erie Community Park	$473,800	$0	$0	$0	$0	**$473,800**
100318	Coal Creek Disc Golf Course	$90,000	$0	$0	$0	$0	**$90,000**
Total Conservation Trust Fund - 220		**$1,332,550**	**$0**	**$90,000**	**$180,000**	**$10,000**	**$1,612,550**

Fleet & Equipment Acquisition Fund - 400

Category	FY2026	FY2027	FY2028	FY2029	FY2030	Total
Public Works Fleet Requests - New Equipment	$685,717	$0	$0	$0	$0	**$685,717**
Parks & Rec Fleet Requests - Replacement Equipment	$67,325	$0	$0	$0	$0	**$67,325**
Parks & Rec Fleet Requests - New Equipment	$34,768	$0	$0	$0	$0	**$34,768**
Power Turf Renovation/Turf 60" Sports Turf Resurfacing Machine	$22,794	$0	$0	$0	$0	**$22,794**
Hotsy/1075BE/Mobile Hot Water Pressure Washer	$17,558	$0	$0	$0	$0	**$17,558**
Total Fleet & Equipment Acquisition Fund - 400	**$828,162**	**$0**	**$0**	**$0**	**$0**	**$828,162**

Airport Fund - 530

Project No. / Category		FY2026	FY2027	FY2028	FY2029	FY2030	Total
--	Runway 16 - 32 Reconstruction	$0	$0	$43,056	$550,000	$0	**$593,056**
100168	Pavement Maintenance - Ramp and Taxiway	$33,334	$0	$0	$0	$0	**$33,334**
Total Airport Fund - 530		**$33,334**	**$0**	**$43,056**	**$550,000**	**$0**	**$626,390**

Tree Impact Fund - 330

Project No. / Category		FY2026	FY2027	FY2028	FY2029	FY2030	Total
111100	Morgan Hill	$25,000	$0	$0	$0	$0	**$25,000**
100292	Compass Park	$25,000	$0	$0	$0	$0	**$25,000**
100426	Country Fields Park Renovation	$0	$0	$0	$0	$25,000	**$25,000**
Total Tree Impact Fund - 330		**$50,000**	**$0**	**$0**	**$0**	**$25,000**	**$75,000**

Capital Projects

Capital Projects

Project No. / Project Name		Years	Departments	Type	Total
257522	111th Street Improvements	2026 - 2027	Utilities	Utilities (Water/Sewer/Storm)	$2,100,000
260000	ADA Transition Plan	2026 - 2030	Risk	Transportation/Streets	$1,260,250
--	Agricultural Lease Program Improvements	2027	Parks & Recreation	Parks & Rec	$100,000
257523	Airport Drainage Improvements	2028 - 2029	Utilities	Utilities (Water/Sewer/Storm)	$3,505,000
265007	Boneyard Redesign	2026	Parks & Recreation	Parks & Rec	$110,000
150000	Briggs Alleyway Storm Water Improvements	2026	Utilities	Utilities (Water/Sewer/Storm)	$400,000
267002	Briggs Street Median - Circle K	2026	Public Works	Building and Facilities	$154,000
243001	Bus Stop Construction	2026	Public Works	Transportation/Streets	$378,000
100346	CLR - Bonnell to Austin	2029	Public Works	Transportation/Streets	$3,500,000
100387	CLR - Erie Parkway to Telleen	2026	Public Works	Transportation/Streets	$8,000,000
257005	CLR & EP Ultimate Intersection Improvements	2026 - 2027	Public Works	Transportation/Streets	$2,625,000
100347	CLR Shoulders - SH52 to Cheesman	2026 - 2027	Public Works	Transportation/Streets	$2,250,000
267508	Coal Creek - North of Kenosha	2026 - 2028	Utilities	Utilities (Water/Sewer/Storm)	$450,000
255001	Coal Creek Center - Open Space Restoration	2026	Parks & Recreation	Parks & Rec	$51,757
100318	Coal Creek Disc Golf Course	2026	Parks & Recreation	Parks & Rec	$90,000
100225	Coal Creek From Levee to RR Tracks	2026	Utilities	Utilities (Water/Sewer/Storm)	$75,000
100062	Coal Creek Improvements	2027 - 2030	Utilities	Utilities (Water/Sewer/Storm)	$17,900,000
265003	Coal Creek North - Open Space Restoration	2026 - 2029	Parks & Recreation	Parks & Rec	$662,648
100257	Coal Creek Park Redevelopment	2026	Parks & Recreation	Parks & Rec	$83,950
100394	Coal Creek Reach 2 and 4	2026	Utilities	Utilities (Water/Sewer/Storm)	$11,554,901
265002	Coal Creek Trail - Erie Airport Taxiway Crossing	2027	Parks & Recreation	Parks & Rec	$400,000
265001	Coal Creek Trail - Reach 2 & 4	2026	Parks & Recreation	Parks & Rec	$1,700,000
100292	Compass Park	2026	Parks & Recreation	Parks & Rec	$3,375,000
100379	Concrete Maintenance Program	2026 - 2030	Public Works	Transportation/Streets	$2,500,000
100417	Convert Re-Use to Zone 1 Potable	2027	Utilities	Utilities (Water/Sewer/Storm)	$1,750,000
100426	Country Fields Park Renovation	2028 - 2030	Parks & Recreation	Parks & Rec	$1,450,000
--	County Line Road AC Line Replacement	2027 - 2028	Utilities	Utilities (Water/Sewer/Storm)	$1,100,000
257520	Culvert Replacement	2026 - 2030	Utilities	Utilities (Water/Sewer/Storm)	$1,732,400

Project No. / Project Name		Years	Departments	Type	Total
265004	Drainage Trail Re-Alignment	2027	Parks & Recreation	Parks & Rec	$300,000
100154	ECC Improvements	2026 - 2030	Parks & Recreation	Parks & Rec	$449,000
100246	ECC Pool Maintenance	2026 - 2027	Parks & Recreation	Parks & Rec	$133,600
247003	ECC Replacement RTU(s)	2026	Public Works	Building and Facilities	$325,000
100327	Electric Vehicle Charging Stations	2026 - 2030	Environmental Services	Other Capital Projects	$50,000
100392	Erie Community Center Addition	2026	Public Works	Building and Facilities	$1,016,620
100022	Erie Community Park	2026	Parks & Recreation	Parks & Rec	$473,800
257502	Erie Lake Repairs	2026	Utilities	Utilities (Water/Sewer/Storm)	$1,000,000
100234	Facilities Energy Performance	2026 - 2028	Public Works	Other Capital Projects	$3,150,000
100329	Facility Safety & Life Cycle Projects	2026	Public Works	Other Capital Projects	$205,308
--	Future upgrades to NWRF	2027 - 2029	Utilities	Utilities (Water/Sewer/Storm)	$27,500,000
257524	Highway 52 Drainage Crossing	2026 - 2028	Utilities	Utilities (Water/Sewer/Storm)	$5,250,000
--	Hotsy/1075BE/Mobile Hot Water Pressure Washer	2026	Parks & Recreation	Other Equipment	$17,558
257504	Hydrant Meter Replacements	2026 - 2030	Utilities	Utilities (Water/Sewer/Storm)	$95,500
100145	Irrigation Upgrades	2026 - 2030	Parks & Recreation	Parks & Rec	$475,000
--	K9 Police Dog	2030	Police	Other Equipment	$20,000
100328	LAWSC Expansion	2030	Public Works	Building and Facilities	$3,049,730
247010	Low Water Landscape Conversion at Town Facilities	2026 - 2030	Environmental Services	Utilities (Water/Sewer/Storm)	$250,000
257501	LRMWTF Equipment Replacements	2026 - 2030	Utilities	Utilities (Water/Sewer/Storm)	$500,000
--	LRMWTF GAC Expansion	2029	Utilities	Utilities (Water/Sewer/Storm)	$11,000,000
257507	LRMWTF Instrument Replacements	2026 - 2030	Utilities	Utilities (Water/Sewer/Storm)	$100,000
257505	LRMWTF Plant 1 Filter System Upgrade	2026	Utilities	Utilities (Water/Sewer/Storm)	$6,000,000
--	LRMWTF Plant 2 Membrane Replacements	2028 - 2030	Utilities	Utilities (Water/Sewer/Storm)	$3,000,000
267503	LRMWTF PLC Replacements	2026 - 2027	Utilities	Utilities (Water/Sewer/Storm)	$450,000
--	LRMWTF Radio Network - SCADA	2027	Utilities	Utilities (Water/Sewer/Storm)	$200,000
257506	LRMWTF Upgrades	2026 - 2030	Utilities	Utilities (Water/Sewer/Storm)	$500,000
100295	Mechanical Replacements	2026 - 2030	Public Works	Other Capital Projects	$234,978
257510	Meter Pit Relocation	2026 - 2030	Utilities	Utilities (Water/Sewer/Storm)	$1,498,100
257011	Mine Mitigation	2026	Economic Development	Other Capital Projects	$7,000,000
111100	Morgan Hill	2026	Parks & Recreation	Parks & Rec	$3,675,000
--	New Server FY2026	2026	Information Technology	Other Capital Projects	$140,000

Project No. / Project Name		Years	Departments	Type	Total
100007	NISP	2026 - 2030	Utilities	Utilities (Water/Sewer/Storm)	$37,358,750
257513	NISP Conveyance Easement Acquisitions	2026 - 2030	Utilities	Utilities (Water/Sewer/Storm)	$3,312,500
257516	NWRF Equipment Replacements	2026 - 2030	Utilities	Utilities (Water/Sewer/Storm)	$500,000
247014	NWRF Improvements	2026 - 2030	Utilities	Utilities (Water/Sewer/Storm)	$4,250,000
257517	NWRF Instrument Replacements	2026 - 2030	Utilities	Utilities (Water/Sewer/Storm)	$125,000
100395	NWRF to HWY 52 & WCR5 (reimb)	2026 - 2030	Utilities	Utilities (Water/Sewer/Storm)	$5,250,000
--	NWTF Upgrades	2028 - 2030	Utilities	Utilities (Water/Sewer/Storm)	$60,000
100353	Office Remodeling	2026 - 2027	Public Works	Building and Facilities	$150,000
267501	Old Town Outfall Capacity Improvement	2027 - 2030	Utilities	Utilities (Water/Sewer/Storm)	$5,450,000
--	Other Equipment - Fleet	2026	Utilities	Other Capital Projects	$10,500
115001	Page Property	2026	Public Works	Parks & Rec	$1,263,194
--	Page Property Trail	2027 - 2028	Parks & Recreation	Parks & Rec	$1,100,000
100367	Park Fixture Replacements	2026 - 2028	Parks & Recreation	Parks & Rec	$285,000
100146	Parking Lot Improvements	2026 - 2029	Parks & Recreation	Parks & Rec	$573,750
100166	Parking Lot Maintenance	2026 - 2030	Public Works	Transportation/Streets	$338,530
--	Parks & Rec Fleet Requests - New Equipment	2026	Parks & Recreation	New Heavy Equipment	$34,768
--	Parks & Rec Fleet Requests - Replacement Equipment	2026	Parks & Recreation	Replacement Heavy Equipment	$67,325
100168	Pavement Maintenance - Ramp and Taxiway	2026	Public Works	Other Capital Projects	$33,334
100391	PD - Courts Expansion	2026	Public Works	Building and Facilities	$47,266,850
100147	Playground Replacements	2026 - 2028	Parks & Recreation	Parks & Rec	$1,062,625
100368	POST Infrastructure Maintenance & Replacement	2026	Parks & Recreation	Parks & Rec	$40,000
--	Power Turf Renovation/Turf 60" Sports Turf Resurfacing Machine	2026	Parks & Recreation	Other Equipment	$22,794
257511	PRV Replacement Plan	2026 - 2030	Utilities	Utilities (Water/Sewer/Storm)	$53,000
100410	Public Art and Placemaking Program	2026 - 2030	Parks & Recreation	Other Capital Projects	$796,916
--	Public Works Fleet Requests - New Equipment	2026	Public Works	New Heavy Equipment	$685,717
--	Recreation Equipment	2026	Parks & Recreation	Other Equipment	$36,000
267505	Replace AC from Airport Drive East to end of AC	2027 - 2028	Utilities	Utilities (Water/Sewer/Storm)	$2,350,000
267504	Reuse System Improvements	2026 - 2030	Utilities	Utilities (Water/Sewer/Storm)	$150,000
--	Runway 16 - 32 Reconstruction	2028 - 2029	Public Works	Other Capital Projects	$593,056
100115	Sewer Rehabilitation	2026 - 2029	Utilities	Utilities (Water/Sewer/Storm)	$770,000

Project No. / Project Name		Years	Departments	Type	Total
247015	Sewer Trunk Line - Erie Gateway	2027 - 2030	Utilities	Utilities (Water/Sewer/Storm)	$33,523,688
247013	Solar at NWRF	2026	Utilities	Utilities (Water/Sewer/Storm)	$2,256,458
267502	Storm Pipe Rehab	2026 - 2030	Utilities	Utilities (Water/Sewer/Storm)	$218,000
257521	Storm Structure Rehabilitation	2026 - 2030	Utilities	Utilities (Water/Sewer/Storm)	$112,000
100378	Street Maintenance Projects	2026 - 2030	Public Works	Transportation/Streets	$25,000,000
245001	Sunset Area Plan	2027 - 2029	Parks & Recreation	Parks & Rec	$3,021,710
100369	Town Center - North Roundabout	2026	Public Works	Transportation/Streets	$100,000
100170	Traffic Calming	2027 - 2030	Public Works	Transportation/Streets	$400,000
100177	Traffic Mitigation	2026 - 2030	Public Works	Transportation/Streets	$250,000
100423	Traffic Signal Improvements	2026 - 2030	Public Works	Transportation/Streets	$1,572,781
100273	Trail Connectors	2026 - 2027	Parks & Recreation	Parks & Rec	$520,000
100109	Trail Signage Program	2026 - 2028	Parks & Recreation	Parks & Rec	$250,000
267507	Upsize Sanitary Sewer in WCR 7	2026	Utilities	Utilities (Water/Sewer/Storm)	$76,410
267506	Upsizing Waterlines - Developer Reimbursements	2026 - 2030	Utilities	Utilities (Water/Sewer/Storm)	$4,500,000
--	Utilities Distribution Fleet Requests - New Equipment	2026	Utilities	New Heavy Equipment	$177,359
--	Utilities Drainage Operations Fleet Requests - New Equipment	2026	Utilities	New Heavy Equipment	$421,520
257503	Valve Rehabilitation	2026 - 2030	Utilities	Utilities (Water/Sewer/Storm)	$101,300
100002	Water Meters - New	2026 - 2030	Utilities	Utilities (Water/Sewer/Storm)	$1,881,935
100001	Water Meters - Replacements	2026 - 2030	Utilities	Utilities (Water/Sewer/Storm)	$4,542,467
100365	Water Treatment Facility - New	2026 - 2030	Utilities	Building and Facilities	$183,488,000
100005	Windy Gap Firming Project	2026 - 2030	Utilities	Utilities (Water/Sewer/Storm)	$15,897,300
--	Wise Homestead Open Space	2027	Parks & Recreation	Parks & Rec	$200,000
100364	Zone 3 Water Tank	2026	Utilities	Utilities (Water/Sewer/Storm)	$19,091,872

Economic Development

FY26 - FY30 Economic Development Projects

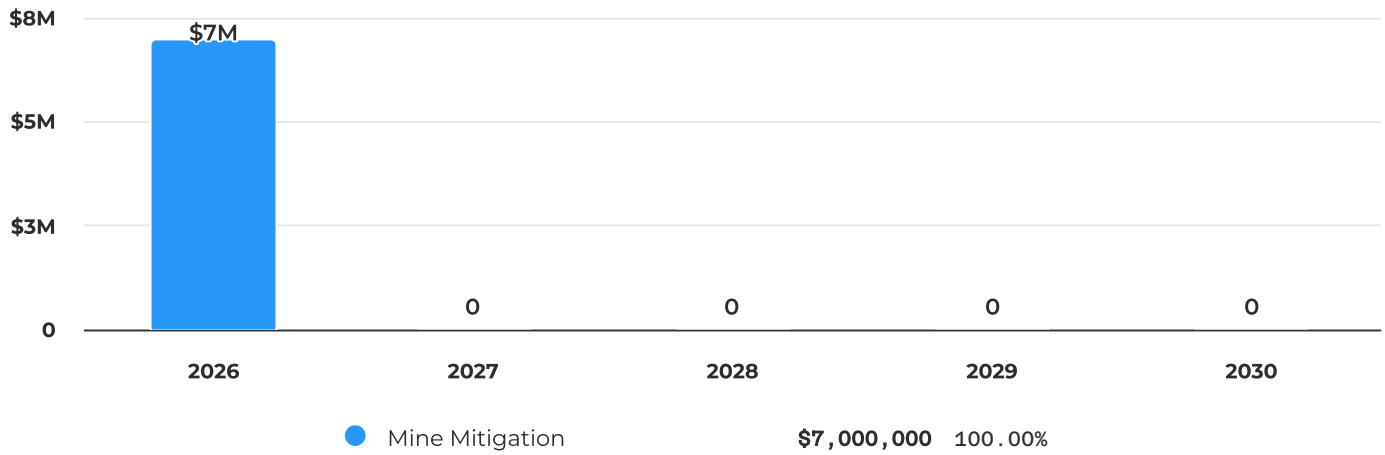

Summary of Requests

Project No. / Category		FY2026	FY2027	FY2028	FY2029	FY2030	Total
257011	Mine Mitigation	$7,000,000	$0	$0	$0	$0	**$7,000,000**
Total Summary of Requests		**$7,000,000**	**$0**	**$0**	**$0**	**$0**	**$7,000,000**

Mine Mitigation

Overview

Department	Economic Development
Project Number	257011
Estimated Start Date	03/1/2026
Estimated Completion Date	09/1/2026

Project Location

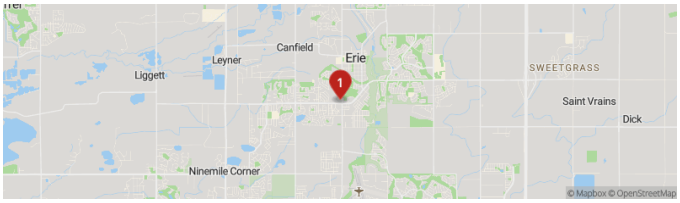

Description

Mitigating underground abandoned coal mines on the 20-acre Town-owned property in Erie Town Center (NWC of Erie Parkway and E. County Line Rd.), to remediate blighting conditions and facilitate the development of this key property. Initial estimates from CTL Thompson and Keller Engineering conservatively estimated the cost to fill the voided mine shafts and chambers with concrete grout mixture, stabilizing the soils and allowing development to occur on this property and the adjacent area east of County Line Road and west of the Erie Community Center parking lot.

Details

Useful Life: 25

Grant Information

Pursuing various grant applications from the Mine Reclamation Fund, Colorado Brownfields program, and other eligible programs. No grants secured at this time.

Supplemental Attachments

- Mine Subsidence Assumptions
- Keller Rough Pricing Estimates
- CTL Thompson- Mine Shaft Exploration

Capital Cost

FY2026 Budget
$7M

Total Budget (all years)
$7M

Project Total
$7M

FY2026 - FY2026 Capital Cost Breakdown

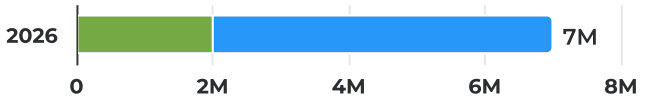

Construction	$5,000,000	71.43%
Construction Split Account 2	$2,000,000	28.57%

Capital Cost for Budgeted Years

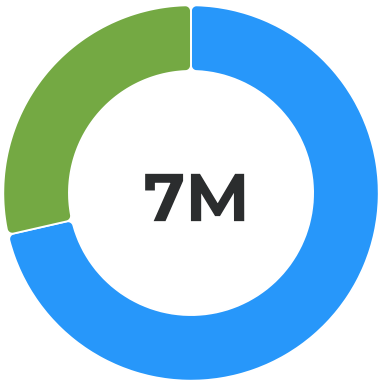

Construction	$5,000,000	71.43%
Construction Split Account 2	$2,000,000	28.57%

Detailed Breakdown

Category	FY2026 *Proposed*	Total
Construction	$5,000,000	**$5,000,000**
Construction Split Account 2	$2,000,000	**$2,000,000**
Total	**$7,000,000**	**$7,000,000**

Funding Sources

FY2026 Budget
$7M

Total Budget (all years)
$7M

Project Total
$7M

FY2026 - FY2026 Funding Sources Breakdown

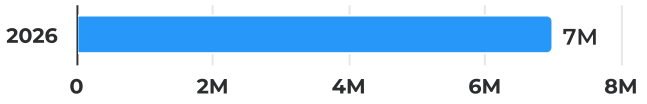

Capital Improvement Fund - 110 **$7,000,000** 100.00%

Funding Sources for Budgeted Years



Capital Improvement Fund - 110 **$7,000,000** 100.00%

Detailed Breakdown

Category	FY2026 *Proposed*	Total
Capital Improvement Fund - 110	$7,000,000	**$7,000,000**
Total	**$7,000,000**	**$7,000,000**

Environmental Services

FY26 - FY30 Environmental Services Projects

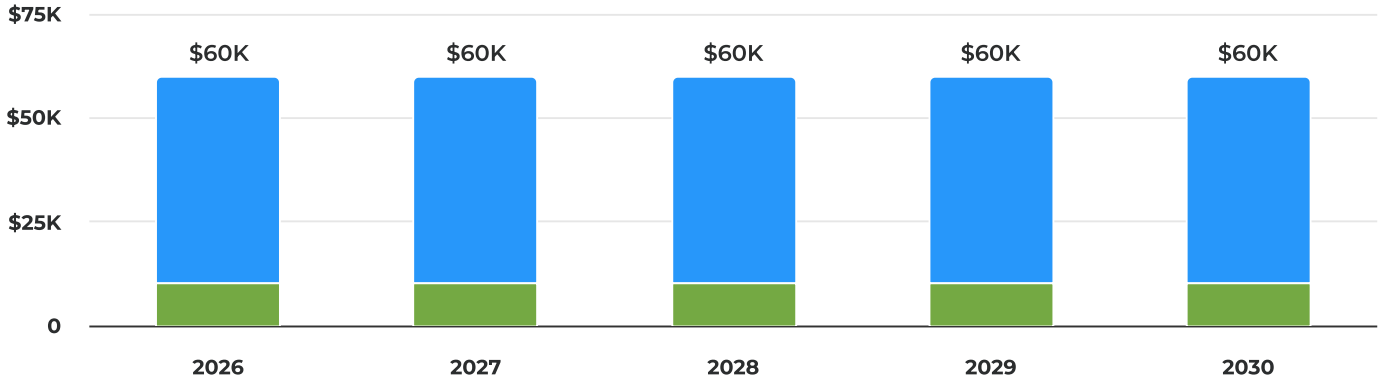

Low Water Landscape Conversion at Town Facilities	**$250,000**	83.33%
Electric Vehicle Charging Stations	**$50,000**	16.67%

Summary of Requests

Project No. / Category		FY2026	FY2027	FY2028	FY2029	FY2030	Total
247010	Low Water Landscape Conversion at Town Facilities	$50,000	$50,000	$50,000	$50,000	$50,000	**$250,000**
100327	Electric Vehicle Charging Stations	$10,000	$10,000	$10,000	$10,000	$10,000	**$50,000**
Total Summary of Requests		**$60,000**	**$60,000**	**$60,000**	**$60,000**	**$60,000**	**$300,000**

Electric Vehicle Charging Stations

Overview

Department	Environmental Services
Project Number	100327
Estimated Start Date	01/1/2019
Estimated Completion Date	12/31/2034

Description

In support of Sustainability Plan goals and the recently adopted EV Procurement Policy, these funds support the increased adoption of Electric Vehicles into Town fleet as well as resident and town staff EV adoption. Town facility locations that will be ready for EV charger installations in 2025 include Town Hall church parking lot (2 level 2 EV chargers, approx $45,000), LAWSC which is currently limited by electrical capacity, Schofield Farms (waiting on overall lot planning and identified EV charger location), Water Treatment Plant, Waste Water Treatment Plant, and any new Parks facility locations. Additionally, residential EV charger locations such as the Erie Public Library are being explored with a focus on private/public partnerships with residents and TOE businesses, utilizing the ChargeAhead and other grant opportunities. These funds are essential to supporting town wide EV adoption as we don't want charging limitations to be the reason that a department can not replace an existing vehicle with an EV.

2026 planned charging stations include NWRF, WTP, PD, and other public areas including ROW locations (i.e. Briggs) throughout Town. The Sustainability Division will actively pursue grants (Charge Ahead, Fleet Zero, and Xcel funding) where possible.

Details

Type of Project: Other

Useful Life: 5-25

Grant Information

We will target various grants to support EV procurement and infrastructure, including the ChargeAhead, FleetZero, CDPHE grants and others.

2025--received Charge Ahead Grant that will help with $72,500 in costs. Charge Ahead 2025 Grant project number is 252503.

Supplemental Attachments

EVs 2025_Estimates.xlsx

Capital Cost

FY2026 Budget
$10K

Total Budget (all years)
$50K

Project Total
$50K

FY2026 - FY2030 Capital Cost Breakdown

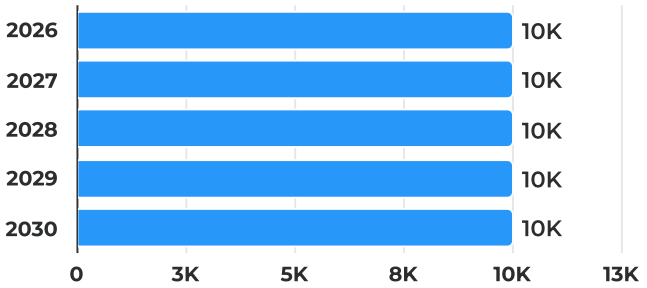

Construction	$50,000	100.00%

Capital Cost for Budgeted Years



Construction	$50,000	100.00%

Detailed Breakdown

Category	FY2026 *Proposed*	FY2027 *Proposed*	FY2028 *Proposed*	FY2029 *Proposed*	FY2030 *Proposed*	Total
Construction	$10,000	$10,000	$10,000	$10,000	$10,000	**$50,000**
Total	**$10,000**	**$10,000**	**$10,000**	**$10,000**	**$10,000**	**$50,000**

Funding Sources

FY2026 Budget
$10K

Total Budget (all years)
$50K

Project Total
$50K

FY2026 - FY2030 Funding Sources Breakdown

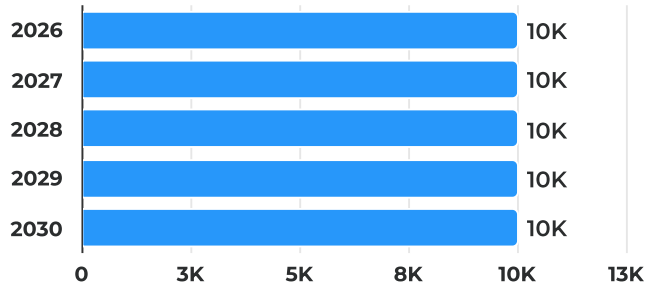

Capital Improvement Fund - 110 **$50,000** 100.00%

Funding Sources for Budgeted Years



Capital Improvement Fund - 110 **$50,000** 100.00%

Detailed Breakdown

Category	FY2026 *Proposed*	FY2027 *Proposed*	FY2028 *Proposed*	FY2029 *Proposed*	FY2030 *Proposed*	Total
Capital Improvement Fund - 110	$10,000	$10,000	$10,000	$10,000	$10,000	**$50,000**
Total	**$10,000**	**$10,000**	**$10,000**	**$10,000**	**$10,000**	**$50,000**

Operational Costs

FY2026 Budget
$10K

Total Budget (all years)
$50K

Project Total
$50K

Detailed Breakdown

Category	FY2026 *Proposed*	FY2027 *Proposed*	FY2028 *Proposed*	FY2029 *Proposed*	FY2030 *Proposed*	Total
General Maintenance	$10,000	$10,000	$10,000	$10,000	$10,000	**$50,000**
Total	**$10,000**	**$10,000**	**$10,000**	**$10,000**	**$10,000**	**$50,000**

Low Water Landscape Conversion at Town Facilities

Overview

Department	Environmental Services
Project Number	247010
Estimated Start Date	01/1/2024
Estimated Completion Date	12/31/2034

Project Location

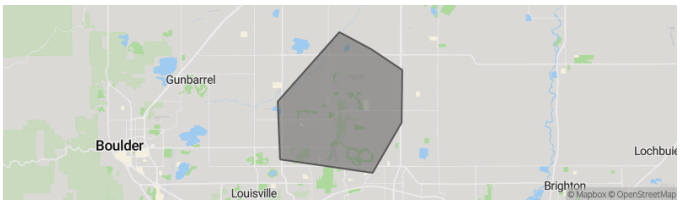

Description

These funds support the start and continuation of water wise landscape conversion on town-owned property. The funds will replace water intensive landscape and non-essential turf with lower water use-plantings and landscape to support water conservation while showcasing water-wise practices for residents. Town of Erie landscape conversion funds are new in 2024, beginning with the grant paired (WaterSMART and state of Colorado turf grant) LAWSC 24,000 sq. ft. turf conversation project and scaling to new locations and bigger projects from there. The team will take advantage of grant opportunities where possible and maximize resident outreach and education where beneficial. As groups such as Northern Water (current goal of replacing 30% non-essential turf) and eventually the Town, increase their water conservation goals, these funds will support and make feasible water savings while showcasing the town's dedication and efforts towards sustainability and water conservation.

Locations being explored in 2025 include completing the LAWSC conversion project, exploring Town Hall, Police Department, Water Treatment Plant and any park areas that are currently non-essential turf and not used for sports or other turf-necessary activities.

2026: These funds will support the continuation of the LAWSC turf conversion project (~24,000 sq ft) which has been slowed down due to grant uncertainty with the federal government as well as project complexity. Additional potential projects include spaces at the Erie Community Center, Town Hall, and Police Department.

Details

Type of Project: Utilities (Water/Sewer)

Useful Life: 100

Grant Information

The Town will target appropriate grants as available including from the Federal government and the state of Colorado.

Capital Cost

FY2026 Budget
$50K

Total Budget (all years)
$250K

Project Total
$250K

FY2026 - FY2030 Capital Cost Breakdown

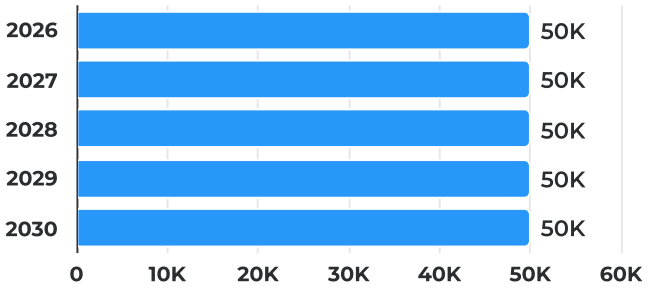

Construction	**$250,000**	100.00%

Capital Cost for Budgeted Years

Construction	**$250,000**	100.00%

Detailed Breakdown

Category	FY2026 *Proposed*	FY2027 *Proposed*	FY2028 *Proposed*	FY2029 *Proposed*	FY2030 *Proposed*	Total
Construction	$50,000	$50,000	$50,000	$50,000	$50,000	**$250,000**
Total	**$50,000**	**$50,000**	**$50,000**	**$50,000**	**$50,000**	**$250,000**

Funding Sources

FY2026 Budget
$50K

Total Budget (all years)
$250K

Project Total
$250K

FY2026 - FY2030 Funding Sources Breakdown

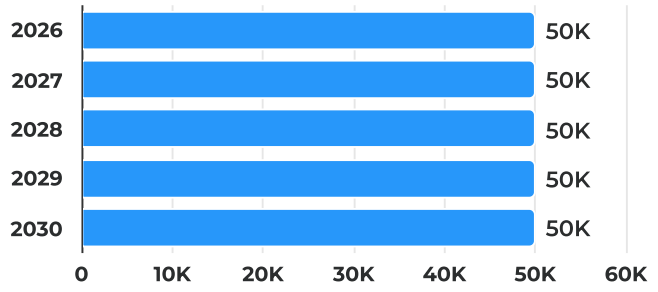

Water Fund - 500	**$250,000**	100.00%

Funding Sources for Budgeted Years



Water Fund - 500	**$250,000**	100.00%

Detailed Breakdown

Category	FY2026 *Proposed*	FY2027 *Proposed*	FY2028 *Proposed*	FY2029 *Proposed*	FY2030 *Proposed*	Total
Water Fund - 500	$50,000	$50,000	$50,000	$50,000	$50,000	**$250,000**
Total	**$50,000**	**$50,000**	**$50,000**	**$50,000**	**$50,000**	**$250,000**

Information Technology

FY26 - FY30 Information Technology Projects

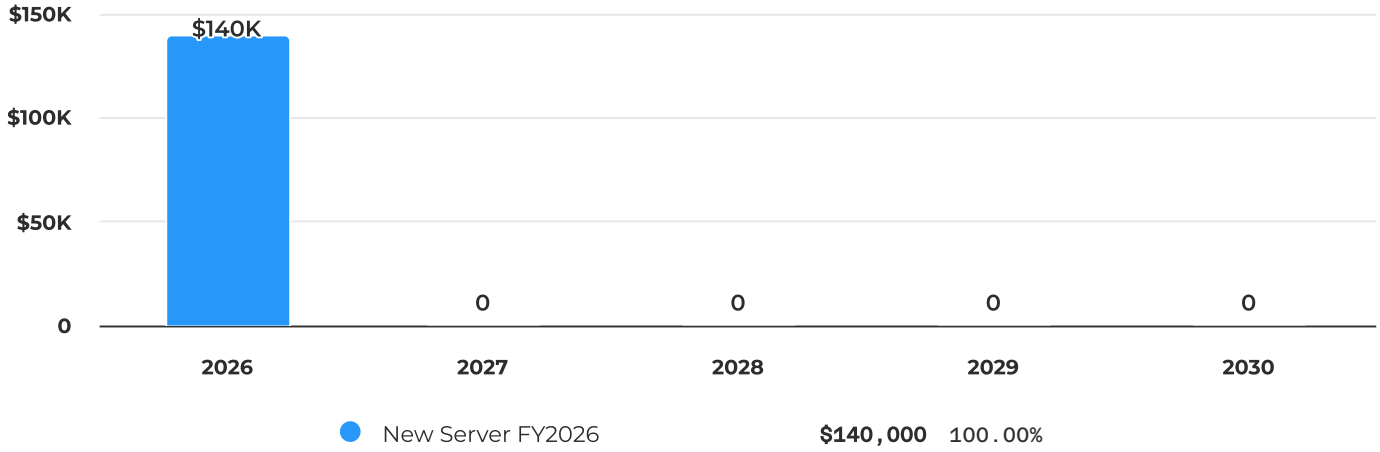

Summary of Requests

Category	FY2026	FY2027	FY2028	FY2029	FY2030	Total
New Server FY2026	$140,000	$0	$0	$0	$0	**$140,000**
Total Summary of Requests	**$140,000**	**$0**	**$0**	**$0**	**$0**	**$140,000**

New Server FY2026

Overview

Department	Information Technology
Estimated Start Date	01/1/2026
Estimated Completion Date	06/30/2026

Project Location

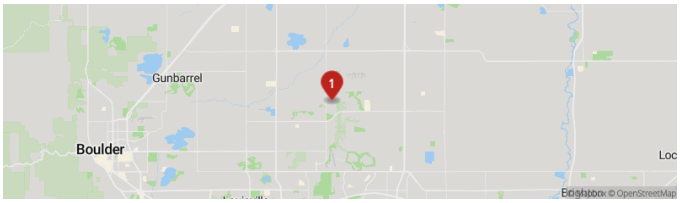

Description

Anticipated new server costs in FY2026. The server will be 7 years old in March 2026 and will need to be replaced.

Details

Type of Project: Other

Useful Life: 7

Capital Cost

FY2026 Budget	Total Budget (all years)	Project Total
$140K	**$140K**	**$140K**

FY2026 - FY2026 Capital Cost Breakdown

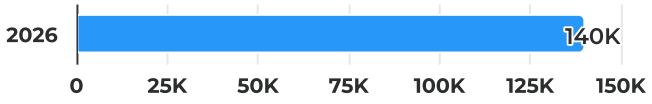

Other	**$140,000**	100.00%

Capital Cost for Budgeted Years



Other	**$140,000**	100.00%

Detailed Breakdown

Category	FY2026 *Proposed*	Total
Other	$140,000	**$140,000**
Total	**$140,000**	**$140,000**

Funding Sources

FY2026 Budget
$140K

Total Budget (all years)
$140K

Project Total
$140K

FY2026 - FY2026 Funding Sources Breakdown

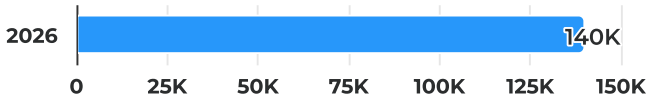

Capital Improvement Fund - 110	**$140,000**	100.00%

Funding Sources for Budgeted Years



Capital Improvement Fund - 110	**$140,000**	100.00%

Detailed Breakdown

Category	FY2026 *Proposed*	Total
Capital Improvement Fund - 110	$140,000	**$140,000**
Total	**$140,000**	**$140,000**

Operational Costs

FY2026 Budget
$10K

Total Budget (all years)
$10K

Project Total
$10K

Detailed Breakdown

Category	FY2026 *Proposed*	Total
Other (please specify in description above)	$10,000	**$10,000**
Total	**$10,000**	**$10,000**

Parks & Recreation

FY26 - FY30 Parks & Recreation Projects

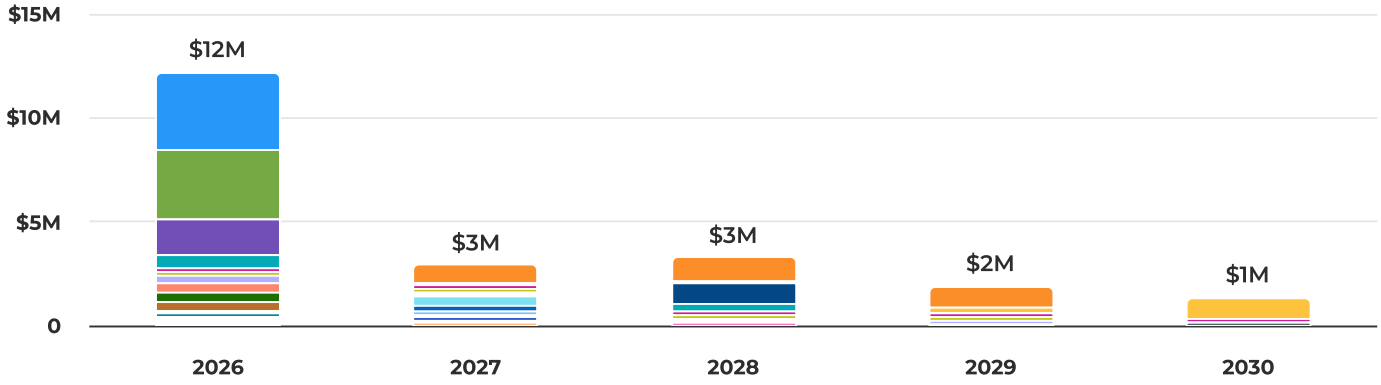

Morgan Hill	$3,675,000	17.05%
Compass Park	$3,375,000	15.66%
Sunset Area Plan	$3,021,710	14.02%
Coal Creek Trail - Reach 2 & 4	$1,700,000	7.89%
Country Fields Park Renovation	$1,450,000	6.73%
Page Property Trail	$1,100,000	5.10%
Playground Replacements	$1,062,625	4.93%
Public Art and Placemaking Program	$796,916	3.70%
Coal Creek North - Open Space Restoration	$662,648	3.07%
Parking Lot Improvements	$573,750	2.66%
Trail Connectors	$520,000	2.41%
Irrigation Upgrades	$475,000	2.20%
Erie Community Park	$473,800	2.20%
ECC Improvements	$449,000	2.08%
Coal Creek Trail - Erie Airport Taxiway Crossing	$400,000	1.86%
Drainage Trail Re-Alignment	$300,000	1.39%
Park Fixture Replacements	$285,000	1.32%
Trail Signage Program	$250,000	1.16%
Wise Homestead Open Space	$200,000	0.93%
ECC Pool Maintenance	$133,600	0.62%
Boneyard Redesign	$110,000	0.51%
Agricultural Lease Program Improvements	$100,000	0.46%
Coal Creek Disc Golf Course	$90,000	0.42%
Coal Creek Park Redevelopment	$83,950	0.39%
Parks & Rec Fleet Requests - Replacement Equipment	$67,325	0.31%

Coal Creek Center - Open Space Restoration	**$51,757**	0.24%
POST Infrastructure Maintenance & Replacement	**$40,000**	0.19%
Recreation Equipment	**$36,000**	0.17%
Parks & Rec Fleet Requests - New Equipment	**$34,768**	0.16%
Power Turf Renovation/Turf 60" Sports Turf Resurfacing Machine	**$22,794**	0.11%
Hotsy/1075BE/Mobile Hot Water Pressure Washer	**$17,558**	0.08%

Summary of Requests

Project No. / Category		FY2026	FY2027	FY2028	FY2029	FY2030	Total
111100	Morgan Hill	$3,675,000	$0	$0	$0	$0	**$3,675,000**
100292	Compass Park	$3,375,000	$0	$0	$0	$0	**$3,375,000**
245001	Sunset Area Plan	$0	$893,974	$1,127,736	$1,000,000	$0	**$3,021,710**
265001	Coal Creek Trail - Reach 2 & 4	$1,700,000	$0	$0	$0	$0	**$1,700,000**
100426	Country Fields Park Renovation	$0	$0	$100,000	$300,000	$1,050,000	**$1,450,000**
--	Page Property Trail	$0	$100,000	$1,000,000	$0	$0	**$1,100,000**
100147	Playground Replacements	$662,625	$0	$400,000	$0	$0	**$1,062,625**
100410	Public Art and Placemaking Program	$170,625	$177,767	$143,756	$142,559	$162,209	**$796,916**
265003	Coal Creek North - Open Space Restoration	$163,756	$189,315	$158,514	$151,063	$0	**$662,648**
100146	Parking Lot Improvements	$393,750	$0	$0	$180,000	$0	**$573,750**
100273	Trail Connectors	$480,000	$40,000	$0	$0	$0	**$520,000**
100145	Irrigation Upgrades	$375,000	$0	$90,000	$0	$10,000	**$475,000**
100022	Erie Community Park	$473,800	$0	$0	$0	$0	**$473,800**
100154	ECC Improvements	$0	$173,000	$86,000	$90,000	$100,000	**$449,000**
265002	Coal Creek Trail - Erie Airport Taxiway Crossing	$0	$400,000	$0	$0	$0	**$400,000**
265004	Drainage Trail Re-Alignment	$0	$300,000	$0	$0	$0	**$300,000**
100367	Park Fixture Replacements	$50,000	$165,000	$70,000	$0	$0	**$285,000**
100109	Trail Signage Program	$60,000	$90,000	$100,000	$0	$0	**$250,000**
--	Wise Homestead Open Space	$0	$200,000	$0	$0	$0	**$200,000**
100246	ECC Pool Maintenance	$26,600	$107,000	$0	$0	$0	**$133,600**
265007	Boneyard Redesign	$110,000	$0	$0	$0	$0	**$110,000**
--	Agricultural Lease Program Improvements	$0	$100,000	$0	$0	$0	**$100,000**
100318	Coal Creek Disc Golf Course	$90,000	$0	$0	$0	$0	**$90,000**
100257	Coal Creek Park Redevelopment	$83,950	$0	$0	$0	$0	**$83,950**
--	Parks & Rec Fleet Requests - Replacement Equipment	$67,325	$0	$0	$0	$0	**$67,325**
255001	Coal Creek Center - Open Space Restoration	$51,757	$0	$0	$0	$0	**$51,757**
100368	POST Infrastructure Maintenance & Replacement	$40,000	$0	$0	$0	$0	**$40,000**
--	Recreation Equipment	$36,000	$0	$0	$0	$0	**$36,000**
--	Parks & Rec Fleet Requests - New Equipment	$34,768	$0	$0	$0	$0	**$34,768**
--	Power Turf Renovation/Turf 60" Sports Turf Resurfacing Machine	$22,794	$0	$0	$0	$0	**$22,794**
--	Hotsy/1075BE/Mobile Hot Water Pressure Washer	$17,558	$0	$0	$0	$0	**$17,558**

Project No. / Category	FY2026	FY2027	FY2028	FY2029	FY2030	Total
Total Summary of Requests	**$12,160,308**	**$2,936,056**	**$3,276,006**	**$1,863,622**	**$1,322,209**	**$21,558,201**

Agricultural Lease Program Improvements

Overview

Department Parks & Recreation

Project Location

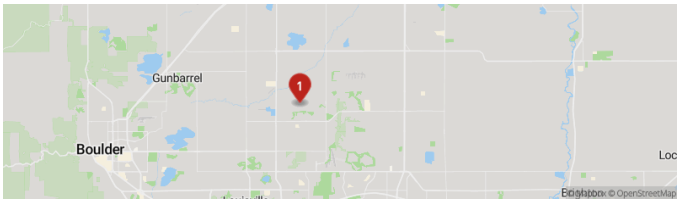

Description

This line represents same-year improvements to infrastructure on Town-owned open spaces that support agricultural leases. These include items like ditch work/infrastructure, structures if needed, and other improvements required to ensure that these open space types remain productive.

2027: Wise Homestead Head Gate (replacement) - Priority 1 - $100,000

Details

Type of Project: Parks & Rec

Useful Life: 20-40 years

Capital Cost

FY2026 Budget
$0

Total Budget (all years)
$100K

Project Total
$100K

FY2027 - FY2027 Capital Cost Breakdown

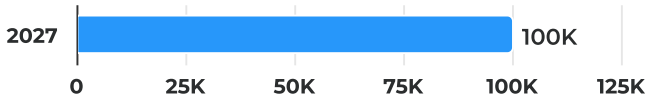

Construction	$100,000	100.00%

Capital Cost for Budgeted Years



Construction	$100,000	100.00%

Detailed Breakdown

Category	FY2027 *Proposed*	Total
Construction	$100,000	**$100,000**
Total	**$100,000**	**$100,000**

Funding Sources

FY2026 Budget
$0

Total Budget (all years)
$100K

Project Total
$100K

FY2027 - FY2027 Funding Sources Breakdown

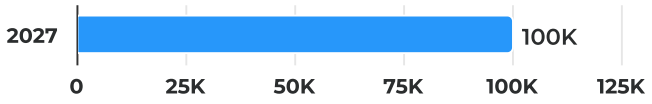

Trails & Natural Areas Fund - 210	**$100,000**	100.00%

Funding Sources for Budgeted Years



Trails & Natural Areas Fund - 210	**$100,000**	100.00%

Detailed Breakdown

Category	FY2027 *Proposed*	Total
Trails & Natural Areas Fund - 210	$100,000	**$100,000**
Total	**$100,000**	**$100,000**

Boneyard Redesign

Overview

Department Parks & Recreation

Project Number 265007

Project Location

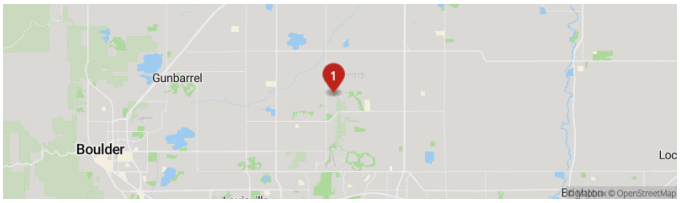

Description

Due to construction associated with the Coal Creek Reach 2 Project, the Boneyard Dog Park at Reliance Park—one of the Town's most heavily used amenities—will undergo necessary modifications to its current footprint. The project will require the southern perimeter fence to be relocated, which will alter the circulation and overall flow of the dog park.

As part of these impacts:

- A new section of perimeter fencing will be installed (provided by the Reach 2 construction project),
- Existing trails, trees, and irrigation infrastructure will need to be shifted north,
- The impacted area will require reseeding to restore native grasses.

In addition to the construction impacts, ongoing high use at the dog park has contributed to degradation of the native turf. To address this, the front section of the dog park will be redeveloped with crusher fines surfacing. This improvement will enhance user safety, reduce mud accumulation, minimize weed pressure and herbicide use, and promote long-term sustainability of the site.

All redevelopment work—excluding the new fencing—will be completed in-house by Parks & Open Space Division staff, providing significant cost savings to the Town. Allocated project funds will be used to procure the necessary materials to complete the improvements.

The Division has received much support for converting the entrance third of the property into crusher fines material.

- **Crusher fines**
  - Estimated 2,000 tons (80,000 SF @ 6" depth)
  - $40/ton = **$80,000**
- **Geotextile fabric**
  - Estimated total = **$15,000**
- **Anchoring pins**
  - Estimated total = **$300**
- **Native seed**
  - $400/acre × 3 acres = **$1,200**
- **Multiport "octopus" drip heads**
  - 40 units × $30 = **$1,200**
- **Drip tubing, bug caps, poly, emitters**

  - Estimated 2,000 feet of poly and misc. parts = **$1,500**
- **Tree fencing cages**
  - 20 linear feet per tree = **$920**

Total Estimated Material Cost: $110,000

Details

Type of Project: Parks & Rec

Useful Life: 20

Capital Cost

FY2026 Budget
$110K

Total Budget (all years)
$110K

Project Total
$110K

FY2026 - FY2026 Capital Cost Breakdown

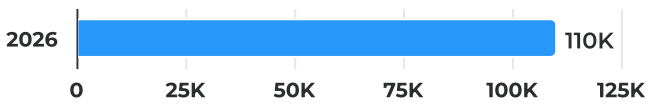

Construction	**$110,000**	100.00%

Capital Cost for Budgeted Years



Construction	**$110,000**	100.00%

Detailed Breakdown

Category	FY2026 *Proposed*	Total
Construction	$110,000	**$110,000**
Total	**$110,000**	**$110,000**

Funding Sources

FY2026 Budget
$110K

Total Budget (all years)
$110K

Project Total
$110K

FY2026 - FY2026 Funding Sources Breakdown

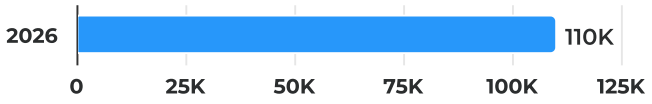

Capital Improvement Fund - 110	**$110,000**	100.00%

Funding Sources for Budgeted Years



Capital Improvement Fund - 110	**$110,000**	100.00%

Detailed Breakdown

Category	FY2026 *Proposed*	Total
Capital Improvement Fund - 110	$110,000	**$110,000**
Total	**$110,000**	**$110,000**

Coal Creek Center - Open Space Restoration

Overview

Department	Parks & Recreation
Project Number	255001
Estimated Start Date	04/1/2024
Estimated Completion Date	11/1/2027

Project Location

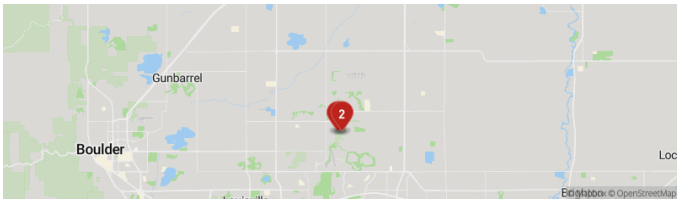

Description

Beginning late April 2024 (weather pending), the Town will be continuing an ecological restoration project in Coal Creek Open Space that initially began in May of 2023 under Project 100437. As this project has become larger and more defined we are moving it into its own project in 2025. In 2025 an additional 10.5 acres of land was added to the original 14 acre project scope. The project location is southeast of the Erie Commons neighborhood on both the west and east sides of the Vista Pointe neighborhood, approximately southeast of the end of Bonnell Avenue. All the work will take place on Town owned and maintained open space.

The goal of the project is to restore the land to a better functioning native landscape. The restored property will ultimately need less mowing and less herbicide to maintain, reducing the overall maintenance burden/cost while improving the landscape integrity and function.

Long term, the project will provide much improved ecological services including:

- Increased wildlife habitat
- Increased native plant species diversity
- Better overall aesthetics
- Lower noxious weed infestation
- Reduction in prairie dog activity

Work is expected to continue through 2027. Residents will see activity off and on depending on the season, weather, and the maintenance task. In the early to mid stages of the project (2023-2026) residents may see large farm equipment operating on the site. The remainder of the project (2027) will be tackled with smaller riding equipment or hand held equipment mostly performing weed management tasks.

Restoration for each area (A & B) of this project is anticipated to take 3-4 years of work. The breakdown of the project timeline is below:

- 2023 - Area A (year 1) - planning and weed management - COMPLETE
- 2024 - Area A (year 2); Area B (year 1) - construction (Area A) and weed management (Area B) - COMPLETE
- 2025 - Area A (year 3); Area B (year 2) - construction (Area A) and weed management (Areas A & B) - ONGOING
- 2026 - Area A (year 4); Area B (year 3) - weed management (Area A) and construction (Area B) - PLANNED

- 2027 - Area B (year 4) - weed management - PROPOSED

Details

Type of Project: Parks & Rec

Supplemental Attachments

- Overview_Coal Creek OS Center_2024_0322.pdf
- 2) Spring Construction Cost_Coal Creek Center OS_2024_0322.pdf
- 3) Summer-Fall Construction Cost_Coal Creek Center OS_2024_0322.pdf
- 2026 Weed Management cost estimate
- 2026 Adaptive Management cost estimate

Capital Cost

FY2026 Budget
$51.8K

Total Budget (all years)
$51.8K

Project Total
$51.8K

FY2026 - FY2026 Capital Cost Breakdown

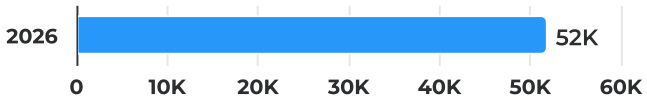

Construction	$51,757	100.00%

Capital Cost for Budgeted Years

Construction	$51,757	100.00%

Detailed Breakdown

Category	FY2026 *Proposed*	Total
Construction	$51,757	**$51,757**
Total	**$51,757**	**$51,757**

Funding Sources

FY2026 Budget
$51.8K

Total Budget (all years)
$51.8K

Project Total
$51.8K

FY2026 - FY2026 Funding Sources Breakdown

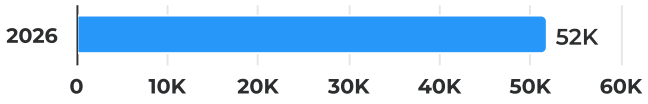

Trails & Natural Areas Fund - 210	$51,757	100.00%

Funding Sources for Budgeted Years

Trails & Natural Areas Fund - 210	$51,757	100.00%

Detailed Breakdown

Category	FY2026 *Proposed*	Total
Trails & Natural Areas Fund - 210	$51,757	**$51,757**
Total	**$51,757**	**$51,757**

Coal Creek Disc Golf Course

Overview

Department Parks & Recreation

Project Number 100318

Project Location

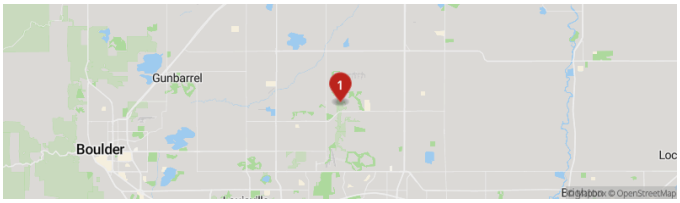

Description

Due to the Coal Creek Park Pedestrian Bridge and Colliers Hill Trail Connector construction projects, the existing disc golf course footprint at Coal Creek Open Space will be impacted. These projects will fragment the current course layout, necessitating the redesign, reorientation, and reinstallation of several disc golf holes and tee pads. In addition to the course redesign, new signage will need to be developed and installed. Furthermore, secondary pin location anchors will be identified and installed to allow for flexible course configurations in the future.

2026: $90,000

Details

Type of Project: Parks & Rec

Useful Life: 30 plus years

Capital Cost

FY2026 Budget
$90K

Total Budget (all years)
$90K

Project Total
$90K

FY2026 - FY2026 Capital Cost Breakdown

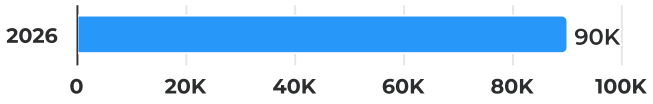

Construction	$90,000	100.00%

Capital Cost for Budgeted Years



Construction	$90,000	100.00%

Detailed Breakdown

Category	FY2026 *Proposed*	Total
Construction	$90,000	**$90,000**
Total	**$90,000**	**$90,000**

Funding Sources

FY2026 Budget
$90K

Total Budget (all years)
$90K

Project Total
$90K

FY2026 - FY2026 Funding Sources Breakdown

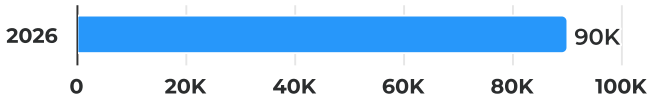

Conservation Trust Fund - 220	**$90,000**	100.00%

Funding Sources for Budgeted Years



Conservation Trust Fund - 220	**$90,000**	100.00%

Detailed Breakdown

Category	FY2026 *Proposed*	Total
Conservation Trust Fund - 220	$90,000	**$90,000**
Total	**$90,000**	**$90,000**

Coal Creek North - Open Space Restoration

Overview

Department	Parks & Recreation
Project Number	265003
Estimated Start Date	04/1/2026
Estimated Completion Date	11/1/2029

Project Location

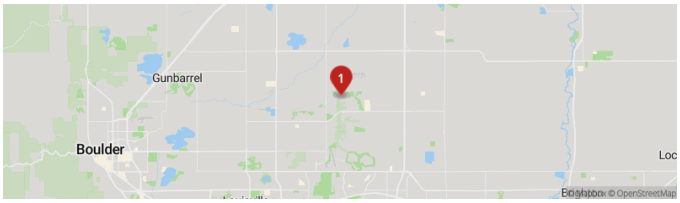

Description

The project location is north of the Mount Pleasant Cemetery and west of the Collier's Hill neighborhood. All the work will take place on Town owned and maintained open space.

The goal of the project is to restore the land to a better functioning native landscape. The restored property will ultimately need less mowing and less herbicide to maintain, reducing the overall maintenance burden/cost while improving the landscape integrity and function.

Long term, the project will provide much improved ecological services including:

- Increased wildlife habitat
- Increased native plant species diversity
- Better overall aesthetics
- Lower noxious weed infestation
- Reduction in prairie dog activity

Work is expected to start in 2026 and continue through 2029. Residents will see activity off and on depending on the season, weather, and the maintenance task. In the early to mid stages of the project (2027-2028) residents may see large farm equipment operating on the site. The remainder of the project (2029) will be tackled with smaller riding equipment or hand held equipment.

Restoration for the entire site is anticipated to take approximately 4 years of work.

- **2026 - Proposed activities**
    - Adaptive Management Planning (soil sampling and site visits)
    - Spring and Summer weed management
    - Fall revegetation and construction activities
- **2027 - Proposed activities**
    - Adaptive Management Planning (soil sampling and site visits)
    - Spring and Summer weed management
    - Fall revegetation and construction activities

- **2028 - Proposed activities**
  - Adaptive Management Planning (site visits)
  - Spring, Summer, and Fall weed management
- **2029 - Proposed activities**
  - Adaptive Management Planning (site visits)
  - Spring, Summer, and Fall weed management

Details

Type of Project: Parks & Rec

Supplemental Attachments

Cost estimate Coal Creek OS North 2026-29

Treatment areas map

Treatment plots map

Capital Cost

FY2026 Budget
$164K

Total Budget (all years)
$663K

Project Total
$663K

FY2026 - FY2029 Capital Cost Breakdown

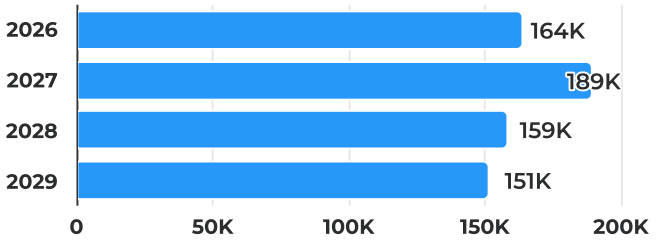

Construction **$662,648** 100.00%

Capital Cost for Budgeted Years

Construction **$662,648** 100.00%

Detailed Breakdown

Category	FY2026 *Proposed*	FY2027 *Proposed*	FY2028 *Proposed*	FY2029 *Proposed*	Total
Construction	$163,756	$189,315	$158,514	$151,063	**$662,648**
Total	**$163,756**	**$189,315**	**$158,514**	**$151,063**	**$662,648**

Funding Sources

FY2026 Budget
$164K

Total Budget (all years)
$663K

Project Total
$663K

FY2026 - FY2029 Funding Sources Breakdown

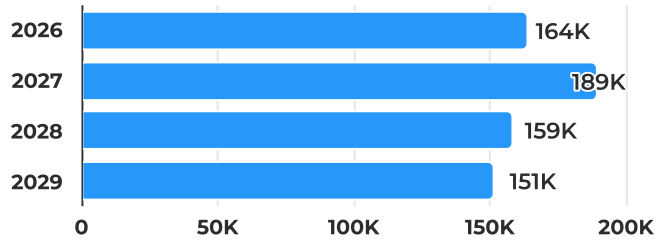

Trails & Natural Areas Fund - 210 **$662,648** 100.00%

Funding Sources for Budgeted Years

Trails & Natural Areas Fund - 210 **$662,648** 100.00%

Detailed Breakdown

Category	FY2026 *Proposed*	FY2027 *Proposed*	FY2028 *Proposed*	FY2029 *Proposed*	Total
Trails & Natural Areas Fund - 210	$163,756	$189,315	$158,514	$151,063	**$662,648**
Total	**$163,756**	**$189,315**	**$158,514**	**$151,063**	**$662,648**

Coal Creek Park Redevelopment

Overview

Department	Parks & Recreation
Project Number	100257
Estimated Start Date	06/2/2025
Estimated Completion Date	07/31/2025

Project Location

575 Kattell Street

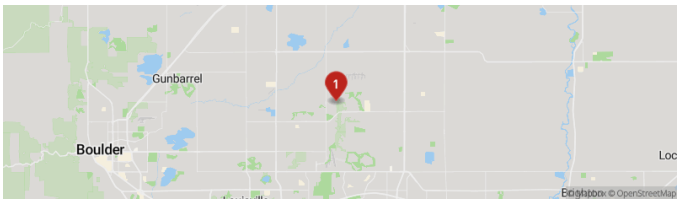

Description

This 2025 project is for a dumpster enclosure at Coal Creek Park.

2026 - Add temperature control systems to the Splash Pad shed/Zamboni Building since staff work in that space year round to check on Splash Pad and Ice Rink operations ($48,000,insulation + $25,000 mini split system x 15% contingency - $83,950)

- The project will be completed from March 2026 - May 2026

Details

Type of Project: Parks & Rec

Useful Life: 25

Supplemental Attachments

ROM, insulation of CCP shed

ROM, mini split system at CCP shed

Capital Cost

FY2026 Budget
$84K

Total Budget (all years)
$84K

Project Total
$84K

FY2026 - FY2026 Capital Cost Breakdown

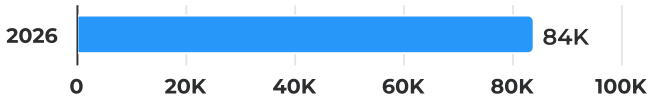

Construction	$83,950	100.00%

Capital Cost for Budgeted Years



Construction	$83,950	100.00%

Detailed Breakdown

Category	FY2026 *Proposed*	Total
Construction	$83,950	**$83,950**
Total	**$83,950**	**$83,950**

Funding Sources

FY2026 Budget
$84K

Total Budget (all years)
$84K

Project Total
$84K

FY2026 - FY2026 Funding Sources Breakdown

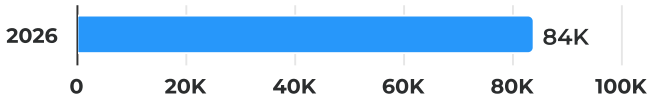

Capital Improvement Fund - 110	**$83,950**	100.00%

Funding Sources for Budgeted Years



Capital Improvement Fund - 110	**$83,950**	100.00%

Detailed Breakdown

Category	FY2026 *Proposed*	Total
Capital Improvement Fund - 110	$83,950	**$83,950**
Total	**$83,950**	**$83,950**

Coal Creek Trail - Erie Airport Taxiway Crossing

Overview

Department Parks & Recreation

Project Number 265002

Project Location

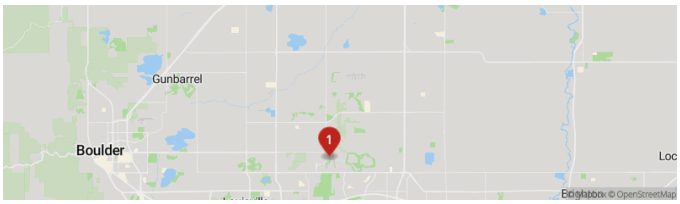

Description

During high water events, the Coal Creek Regional Trail floods the underpass underneath the taxiway at Erie Airport. Not only does this closure cut access off for the users of the trail, sediment build-up requires Parks & Open Space staff to conduct a two-to three-day cleanup of the area after each event.

In 2024/2025, staff engaged Kimley-Horn, a Landscape Architecture Design Firm, to evaluate the feasibility of elevating the trail in this area away from the creek and create an at-grade crossing at the existing taxiway at the airport. The taxiway is an access point to the airport for several off-airport businesses. The trail crossing will have signage, warning both aircraft and trail users, and the trail design will include physical barriers to slow users before crossing the taxiway.

Note: Design & Engineering costs have been allocated in the 2025 Trail Connectors project (100273). Funds included in this project are for construction.

Details

Type of Project: Parks & Rec

Useful Life: 30

Supplemental Attachments

2025-0605-90%-Coal Creek OPC.pdf

Capital Cost

FY2026 Budget
$0

Total Budget (all years)
$400K

Project Total
$400K

FY2027 - FY2027 Capital Cost Breakdown

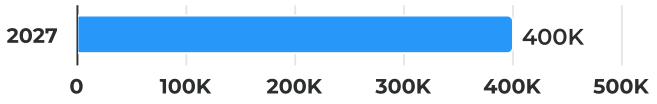

Construction	**$400,000**	100.00%

Capital Cost for Budgeted Years



Construction	**$400,000**	100.00%

Detailed Breakdown

Category	**FY2027** *Proposed*	**Total**
Construction	$400,000	**$400,000**
Total	**$400,000**	**$400,000**

Funding Sources

FY2026 Budget
$0

Total Budget (all years)
$400K

Project Total
$400K

FY2027 - FY2027 Funding Sources Breakdown

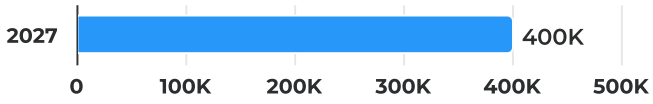

Trails & Natural Areas Fund - 210 **$400,000** 100.00%

Funding Sources for Budgeted Years



Trails & Natural Areas Fund - 210 **$400,000** 100.00%

Detailed Breakdown

Category	FY2027 *Proposed*	Total
Trails & Natural Areas Fund - 210	$400,000	**$400,000**
Total	**$400,000**	**$400,000**

Coal Creek Trail - Reach 2 & 4

Overview

Department	Parks & Recreation
Project Number	265001
Estimated Start Date	01/1/2026
Estimated Completion Date	08/31/2027

Project Location

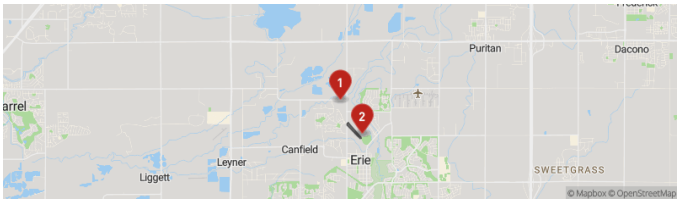

Description

The Coal Creek flood mitigation project (Coal Creek Reach 2 & 4) cannot pay for trail design and construction. The trail connection from Reliance Park west to Reach 3 and the future trail crossing at Reach 4 at Kenosha Road are high priorities for OSTAB and staff. The project also includes a pedestrian bridge connection over Coal Creek connecting Reliance Park to Erie Wetlands. 2026 budget will fund construction for this project.

Details

Type of Project: Parks & Rec

Useful Life: 30-50 years

Supplemental Attachments

Cost Estimate

Reach 2 Exhibit.pdf

Capital Cost

FY2026 Budget
$1.7M

Total Budget (all years)
$1.7M

Project Total
$1.7M

FY2026 - FY2026 Capital Cost Breakdown

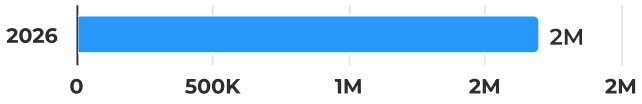

Construction	$1,700,000	100.00%

Capital Cost for Budgeted Years

Construction	$1,700,000	100.00%

Detailed Breakdown

Category	FY2026 *Proposed*	Total
Construction	$1,700,000	**$1,700,000**
Total	**$1,700,000**	**$1,700,000**

Funding Sources

FY2026 Budget
$1.7M

Total Budget (all years)
$1.7M

Project Total
$1.7M

FY2026 - FY2026 Funding Sources Breakdown

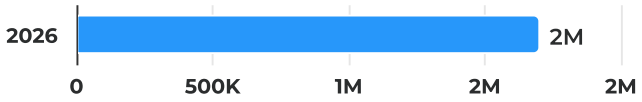

Trails & Natural Areas Fund - 210 **$1,700,000** 100.00%

Funding Sources for Budgeted Years

Trails & Natural Areas Fund - 210 **$1,700,000** 100.00%

Detailed Breakdown

Category	FY2026 *Proposed*	Total
Trails & Natural Areas Fund - 210	$1,700,000	**$1,700,000**
Total	**$1,700,000**	**$1,700,000**

Compass Park

Overview

Department	Parks & Recreation
Project Number	100292
Estimated Start Date	02/1/2027
Estimated Completion Date	12/29/2028

Project Location

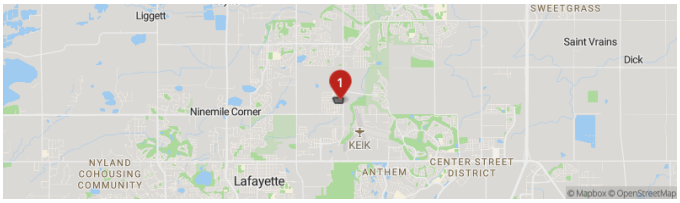

Description

The Compass subdivision includes a 10-acre tract dedicated for a neighborhood park. To estimate construction costs, the Town developed with extensive community involvement a concept plan for the park. Council approved that plan in 2023. In 2024, staff completed 100% design development. 2026 funds will be used to complete construction drawings and begin the first phase of construction. This project will align with the Morgan Hill neighborhood park project and will occur in phases based on available funding.

Details

Type of Project: Parks & Rec

Useful Life: 30-50 years

Grant Information

Project could be eligible for Great Outdoors Colorado, Land and Water Conservation Funds, or Energy Impact Awareness Fund dollars.

Supplemental Attachments

- Compass Neighborhood Park Agreement
- CompassPark_FinalConceptualDesigns.pdf

Capital Cost

FY2026 Budget
$3.38M

Total Budget (all years)
$3.38M

Project Total
$3.38M

FY2026 - FY2026 Capital Cost Breakdown

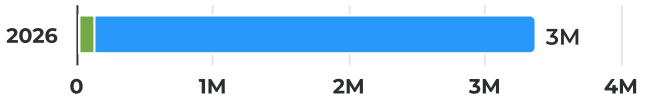

Construction	**$3,250,000**	96.30%
Engineering/Planning	**$100,000**	2.96%
Construction Split Account 2	**$25,000**	0.74%

Capital Cost for Budgeted Years

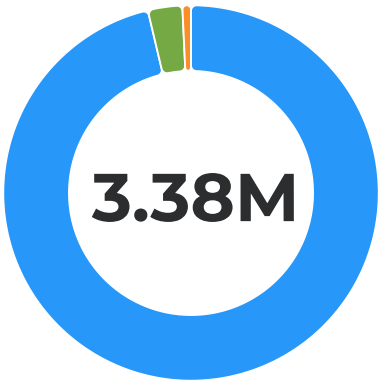

Construction	**$3,250,000**	96.30%
Engineering/Planning	**$100,000**	2.96%
Construction Split Account 2	**$25,000**	0.74%

Detailed Breakdown

Category	FY2026 *Proposed*	Total
Construction	$3,250,000	**$3,250,000**
Engineering/Planning	$100,000	**$100,000**
Construction Split Account 2	$25,000	**$25,000**
Total	**$3,375,000**	**$3,375,000**

Funding Sources

FY2026 Budget
$3.38M

Total Budget (all years)
$3.38M

Project Total
$3.38M

FY2026 - FY2026 Funding Sources Breakdown

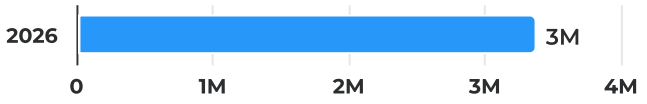

Parks Improvement Impact Fund - 320	**$3,350,000**	99.26%
Tree Impact Fund - 330	**$25,000**	0.74%

Funding Sources for Budgeted Years

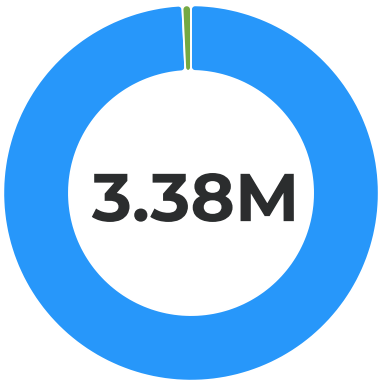

Parks Improvement Impact Fund - 320	**$3,350,000**	99.26%
Tree Impact Fund - 330	**$25,000**	0.74%

Detailed Breakdown

Category	FY2026 *Proposed*	Total
Parks Improvement Impact Fund - 320	$3,350,000	**$3,350,000**
Tree Impact Fund - 330	$25,000	**$25,000**
Total	**$3,375,000**	**$3,375,000**

Operational Costs

FY2026 Budget
$0

Total Budget (all years)
$128K

Project Total
$128K

Detailed Breakdown

Category	FY2027 *Proposed*	FY2028 *Proposed*	FY2029 *Proposed*	FY2030 *Proposed*	Total
Utilities	$15,000	$15,000	$15,000	$15,000	**$60,000**
General Maintenance	$12,000	$12,000	$12,000	$12,000	**$48,000**
Other	$5,000	$5,000	$5,000	$5,000	**$20,000**
Total	**$32,000**	**$32,000**	**$32,000**	**$32,000**	**$128,000**

Country Fields Park Renovation

Overview

Department	Parks & Recreation
Project Number	100426
Estimated Start Date	01/1/2027
Estimated Completion Date	12/31/2029

Project Location

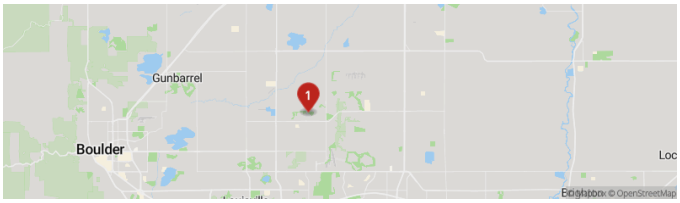

Description

This project involves the redesign and redevelopment of Country Fields Park. The playground was updated 2021, but due to the aging infrastructure, the upcoming developments in Canyon Creek Fillings 7 and 8 and Lafferty, and need for more programmable space, Country Fields, now one of the oldest parks in our system, is in need of updating to maintain our level of service in this sector of Erie.

Details

Type of Project: Parks & Rec

Useful Life: 30-50

Grant Information

A project redevelopment like this is a good candidate for GOCO funds, depending on if other projects in Erie are awarded and when.

Capital Cost

FY2026 Budget
$0

Total Budget (all years)
$1.45M

Project Total
$1.45M

FY2028 - FY2030 Capital Cost Breakdown

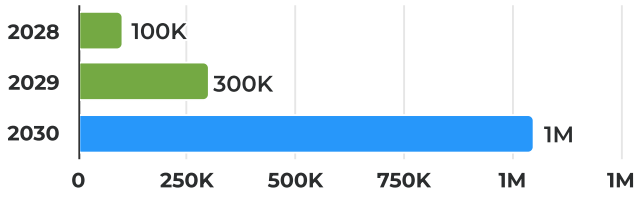

Construction	$1,050,000	72.41%
Engineering/Planning	$400,000	27.59%

Capital Cost for Budgeted Years

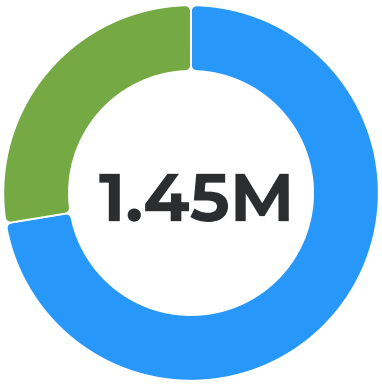

Construction	$1,050,000	72.41%
Engineering/Planning	$400,000	27.59%

Detailed Breakdown

Category	FY2028 *Proposed*	FY2029 *Proposed*	FY2030 *Proposed*	Total
Construction	$0	$0	$1,050,000	**$1,050,000**
Engineering/Planning	$100,000	$300,000	$0	**$400,000**
Total	**$100,000**	**$300,000**	**$1,050,000**	**$1,450,000**

Funding Sources

FY2026 Budget
$0

Total Budget (all years)
$1.45M

Project Total
$1.45M

FY2028 - FY2030 Funding Sources Breakdown

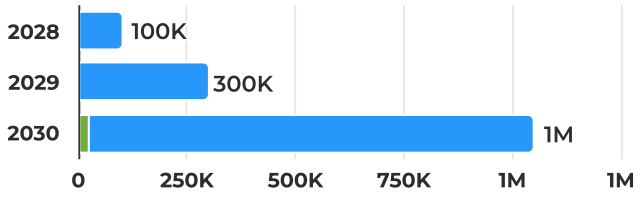

Trails & Natural Areas Fund - 210	**$1,425,000**	98.28%
Tree Impact Fund - 330	**$25,000**	1.72%

Funding Sources for Budgeted Years

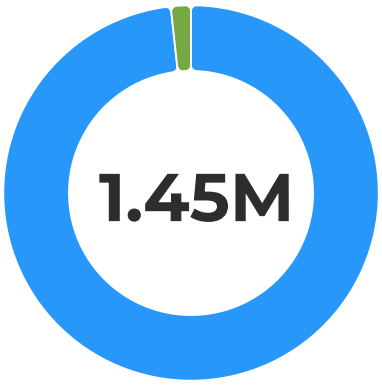

Trails & Natural Areas Fund - 210	**$1,425,000**	98.28%
Tree Impact Fund - 330	**$25,000**	1.72%

Detailed Breakdown

Category	FY2028 *Proposed*	FY2029 *Proposed*	FY2030 *Proposed*	Total
Trails & Natural Areas Fund - 210	$100,000	$300,000	$1,025,000	**$1,425,000**
Tree Impact Fund - 330	$0	$0	$25,000	**$25,000**
Total	**$100,000**	**$300,000**	**$1,050,000**	**$1,450,000**

Drainage Trail Re-Alignment

Overview

Department	Parks & Recreation
Project Number	265004
Estimated Start Date	01/3/2028
Estimated Completion Date	12/29/2028

Project Location

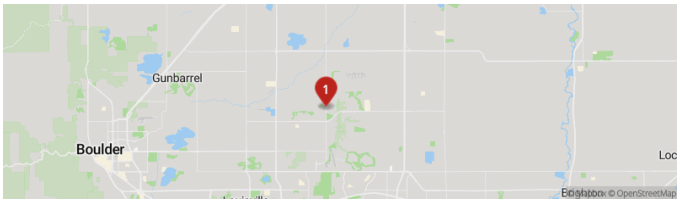

Description

Parks & Recreation has been partnering with Public Works Utilities and Mile High Flood District (MHFD) on storm drainage and trail improvements along the Drainage Trail (east and west of County Line Road) and Boulder Ditch Pond 1045A. The corridor runs along the south side of the RTD right-of-way.

Mile High Flood District has been working with Muller Engineering on improvements to the storm drainage as part of their maintenance program and have also included trail improvements as part of the package. The trail is currently in the drainage dwale and floods frequently. It's the desire of the Town to relocate the trail out of the drainage swale and in the RTD right-of-way to prevent flooding and the need to close the trail.

MHFD will fund the storm drainage maintenance portion of the project and the Town will fund the trail improvements. The Town has not yet entered into an agreement with MHFD to administer the project; However, Town staff has been involved in the design. This project earmarks funds for the project to align with MHFD when the project is ready for implementation.

Since timing of actual execution of any agreement with MHFD is unknown, staff is not identifying a year in which these funds are needed.

Details

Type of Project: Parks & Rec

Useful Life: 50 years

Grant Information

The Rails to Trails Conservancy is a potential grant opportunity if an agreement with RTD to utilize their right-of-way is reached.

Capital Cost

FY2026 Budget
$0

Total Budget (all years)
$300K

Project Total
$300K

FY2027 - FY2027 Capital Cost Breakdown

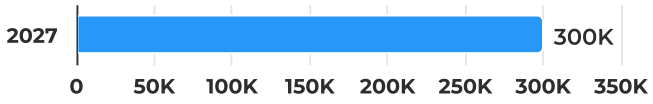

Construction	**$300,000**	100.00%

Capital Cost for Budgeted Years



Construction	**$300,000**	100.00%

Detailed Breakdown

Category	FY2027 *Proposed*	Total
Construction	$300,000	**$300,000**
Total	**$300,000**	**$300,000**

Funding Sources

FY2026 Budget
$0

Total Budget (all years)
$300K

Project Total
$300K

FY2027 - FY2027 Funding Sources Breakdown

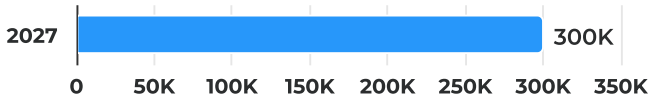

Trails & Natural Areas Fund - 210 **$300,000** 100.00%

Funding Sources for Budgeted Years



Trails & Natural Areas Fund - 210 **$300,000** 100.00%

Detailed Breakdown

Category	FY2027 *Proposed*	Total
Trails & Natural Areas Fund - 210	$300,000	**$300,000**
Total	**$300,000**	**$300,000**

ECC Improvements

Overview

Department Parks & Recreation

Project Number 100154

Project Location

Erie Community Center

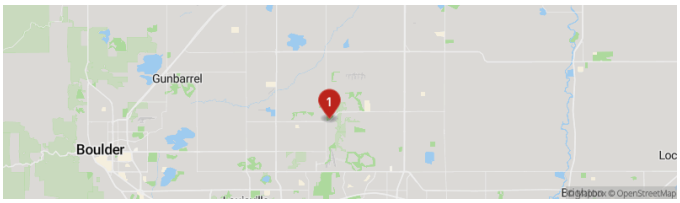

Description

This line item covers general FF&E (Fixtures, Furniture & Equipment) needed for daily operations at the ECC. Items include repair/remodeling of areas as part of the Recreation's ten-year capital plan.

~~2024-Rail Painting, Security Cameras, Columbine Lounge Furniture~~

- ~~Columbine Lounge Furniture: completed February 2024~~
- ~~Security Cameras and Rail Painting project will be completed the last week of August, 2024~~

2027 - Gym scoreboards, AV upgrade (173,000)

- Projects will be completed the last week of August, 2027

2028-Climbing floor replacement, LVT in Lloyd, new ice machine, upgrade original security cameras (86,000)

- Projects will be completed the last week of August, 2028

2029- Replace carpet and partition walls ($90,000)

- Projects will be completed the last week of August, 2029

2030 - New gym floor ($100,000)

Details

Type of Project: Parks & Rec

Useful Life: Varies

Supplemental Attachments

Bathroom Remodels ROM

Erie Community Center - Server Consolidation and Additional Storage.pdf

Racquetball Court remodel ROM

Equipment for racquetball court conversion

Capital Cost

FY2026 Budget
$0

Total Budget (all years)
$449K

Project Total
$449K

FY2026 - FY2030 Capital Cost Breakdown

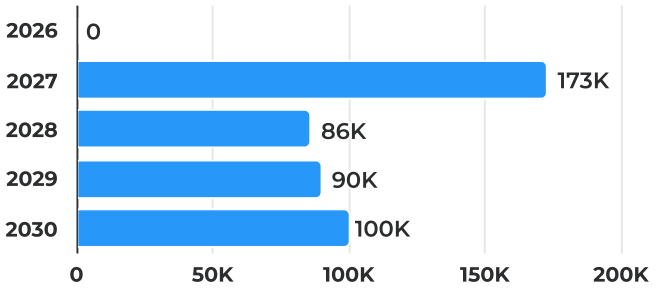

Construction	**$449,000**	100.00%

Capital Cost for Budgeted Years

Construction	**$449,000**	100.00%

Detailed Breakdown

Category	FY2026 *Proposed*	FY2027 *Proposed*	FY2028 *Proposed*	FY2029 *Proposed*	FY2030 *Proposed*	Total
Construction	$0	$173,000	$86,000	$90,000	$100,000	**$449,000**
Total	**$0**	**$173,000**	**$86,000**	**$90,000**	**$100,000**	**$449,000**

Funding Sources

FY2026 Budget
$0

Total Budget (all years)
$449K

Project Total
$449K

FY2026 - FY2030 Funding Sources Breakdown

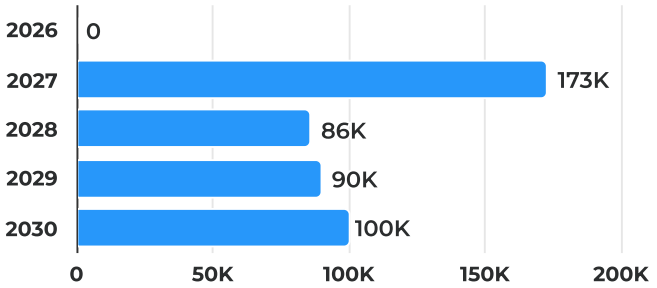

Capital Improvement Fund - 110 **$449,000** 100.00%

Funding Sources for Budgeted Years



Capital Improvement Fund - 110 **$449,000** 100.00%

Detailed Breakdown

Category	FY2026 *Proposed*	FY2027 *Proposed*	FY2028 *Proposed*	FY2029 *Proposed*	FY2030 *Proposed*	Total
Capital Improvement Fund - 110	$0	$173,000	$86,000	$90,000	$100,000	**$449,000**
Total	**$0**	**$173,000**	**$86,000**	**$90,000**	**$100,000**	**$449,000**

ECC Pool Maintenance

Overview

Department Parks & Recreation

Project Number 100246

Project Location

450 Powers Street

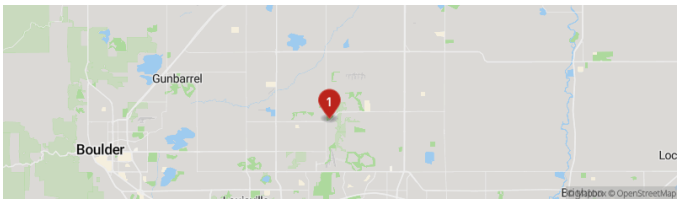

Description

This line item covers major repair/replacement of aquatic components at the ECC based on Recreation's ten year capital replacement plan.

2024-Replace Acoustical Panels,

- Project will be completed the last week of August, 2024

2025-Resurface Slide ($66,400 x 15% contingency = $76,360)

- Project will be completed the last week of August, 2025

2026 - Replace Main Pool and Hot Tub Controllers ($12,875 x 2 x 3% contingency = $26,600)

- Project will be completed the last week of August, 2026

2027-Pool Replaster with new rails & ladders ($107,000)

- Project will be completed the last week of August, 2027

Details

Type of Project: Parks & Rec

Useful Life: 7 years for 2025 project, 10 years for 2026 project, at least 10 years for 2027 project

Supplemental Attachments

Slideways Quote
Quote for 2025 slide resurface project

ACS controller quote

CEM Controller quote

Capital Cost

FY2026 Budget
$26.6K

Total Budget (all years)
$134K

Project Total
$134K

FY2026 - FY2027 Capital Cost Breakdown

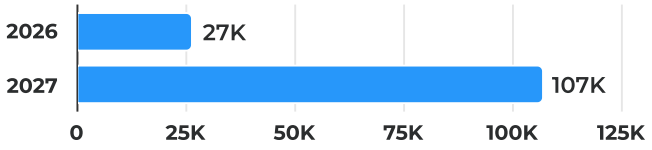

Construction	$133,600	100.00%

Capital Cost for Budgeted Years

Construction	$133,600	100.00%

Detailed Breakdown

Category	FY2026 *Proposed*	FY2027 *Proposed*	Total
Construction	$26,600	$107,000	**$133,600**
Total	**$26,600**	**$107,000**	**$133,600**

Funding Sources

FY2026 Budget
$26.6K

Total Budget (all years)
$134K

Project Total
$134K

FY2026 - FY2027 Funding Sources Breakdown

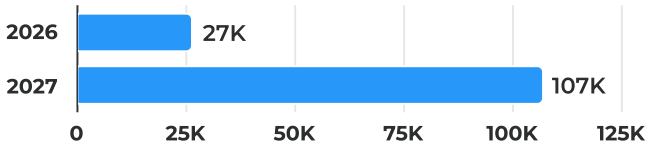

Capital Improvement Fund - 110	**$133,600**	100.00%

Funding Sources for Budgeted Years

Capital Improvement Fund - 110	**$133,600**	100.00%

Detailed Breakdown

Category	FY2026 *Proposed*	FY2027 *Proposed*	Total
Capital Improvement Fund - 110	$26,600	$107,000	**$133,600**
Total	**$26,600**	**$107,000**	**$133,600**

Erie Community Park

Overview

Department	Parks & Recreation
Project Number	100022
Estimated Start Date	01/1/2025
Estimated Completion Date	12/31/2026

Project Location

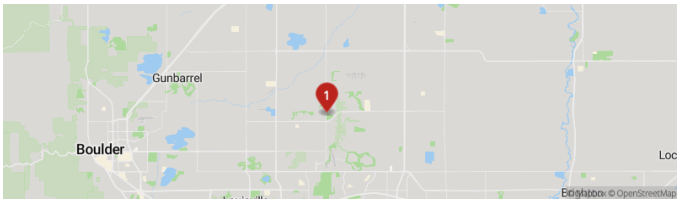

Description

With the increased size of Erie Community Park now that it's completely built out, there is a need for more storage of maintenance equipment and snowmaking equipment. Additionally, Recreation staff needs storage for equipment, requiring a new structure. Currently, they are renting storage space. The design for the expansion of the current building and net new building is already complete.

2025 - Current maintenance building expansion and upgrade of electrical infrastructure

2026 - New storage facility

Details

Type of Project: Parks & Rec

Useful Life: 30 - 50

Supplemental Attachments

Proposal for Maintenance Building Expansion

Estimate for New Electric Service

Capital Cost

FY2026 Budget
$474K

Total Budget (all years)
$474K

Project Total
$474K

FY2026 - FY2026 Capital Cost Breakdown

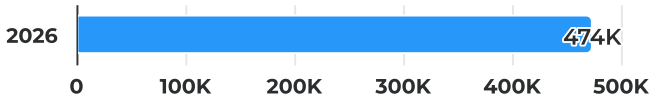

Construction	$473,800	100.00%

Capital Cost for Budgeted Years

Construction	$473,800	100.00%

Detailed Breakdown

Category	FY2026 *Proposed*	Total
Construction	$473,800	**$473,800**
Total	**$473,800**	**$473,800**

Funding Sources

FY2026 Budget
$474K

Total Budget (all years)
$474K

Project Total
$474K

FY2026 - FY2026 Funding Sources Breakdown

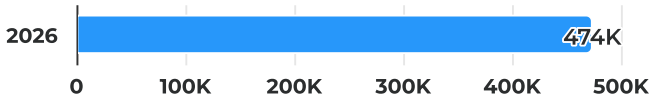

Conservation Trust Fund - 220	**$473,800**	100.00%

Funding Sources for Budgeted Years

Conservation Trust Fund - 220	**$473,800**	100.00%

Detailed Breakdown

Category	FY2026 *Proposed*	Total
Conservation Trust Fund - 220	$473,800	**$473,800**
Total	**$473,800**	**$473,800**

Hotsy/1075BE/Mobile Hot Water Pressure Washer

Overview

Department Parks & Recreation

Project Location

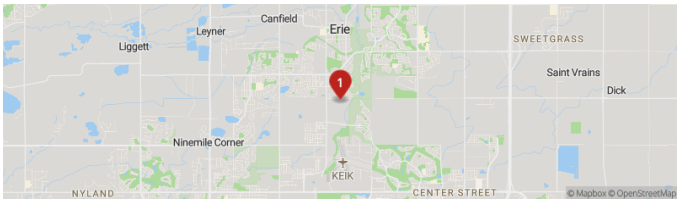

Request Description

1075BE Hotsy Gas Engine Hot Water Pressure Washer is a compact yet powerful cleaning solution designed for both versatility and high performance. This model stands out with its robust roll cage design and the ability to convert into a skid unit, portable wheel setup, or trailer mount, ensuring it meets the demands of any job site. Its compact design does not compromise on power or functionality, ensuring a professional-grade performance for any cleaning task. With a dependable belt-driven Gas Engine, it delivers an impressive 4.0 GPM at 3500 PSI. This unit would allow for more efficient and effective cleaning of our parks and open space shelters, picnic benches, trash and recycling cans, as well as aid in the clean up of graffiti. The need for a mobile unit with hot water capabilities is growing, as our trail network and park acreage grows. Currently, we only have the ability to power wash with cold water and only in locations where we have access to a spigot or irrigation quick-coupler. This Hotsy unit will allow for mobile hot water pressure washing anywhere in Town. Hotsy is the only brand that provides authorized service, sales, and warranty work in Colorado.

Details

New Purchase or Replacement: New

Useful Life: 10 or more years

Supplemental attachments

Price Quote

Capital Cost

FY2026 Budget
$17.6K

Total Budget (all years)
$17.6K

Project Total
$17.6K

FY2026 - FY2026 Capital Cost Breakdown

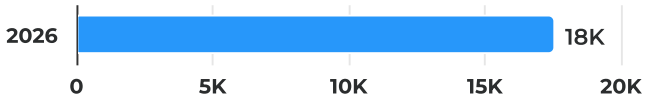

Equipment **$17,558** 100.00%

Capital Cost for Budgeted Years

Equipment **$17,558** 100.00%

Detailed Breakdown

Category	FY2026 *Proposed*	Total
Equipment	$17,558	**$17,558**
Total	**$17,558**	**$17,558**

Funding Sources

FY2026 Budget
$17.6K

Total Budget (all years)
$17.6K

Project Total
$17.6K

FY2026 - FY2026 Funding Sources Breakdown

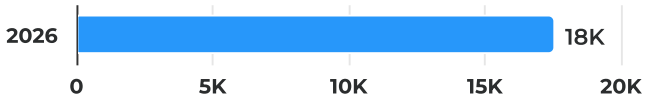

Fleet & Equipment Acquisition Fund - 400	**$17,558**	100.00%

Funding Sources for Budgeted Years

Fleet & Equipment Acquisition Fund - 400	**$17,558**	100.00%

Detailed Breakdown

Category	FY2026 *Proposed*	Total
Fleet & Equipment Acquisition Fund - 400	$17,558	**$17,558**
Total	**$17,558**	**$17,558**

Operational Costs

FY2026 Budget
$0

Total Budget (all years)
$2K

Project Total
$2K

Detailed Breakdown

Category	FY2027 *Proposed*	FY2028 *Proposed*	FY2029 *Proposed*	FY2030 *Proposed*	Total
Maintenance	$500	$500	$500	$500	**$2,000**
Total	**$500**	**$500**	**$500**	**$500**	**$2,000**

Irrigation Upgrades

Overview

Department	Parks & Recreation
Project Number	100145
Estimated Start Date	06/1/2026
Estimated Completion Date	08/3/2026

Project Location

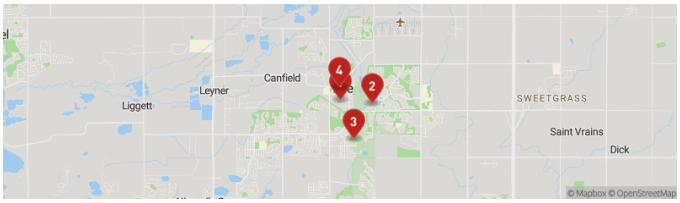

Description

Funds are allocated to improve irrigation systems in parks, open space, and select Town facilities. Projects may include the installation of new irrigation infrastructure as well as critical upgrades to aging systems. As the infrastructure in parks and other Town-owned/town-maintained properties continues to age, full-system replacements are often more cost-effective and reliable than ongoing temporary repairs. Aging systems become increasingly inefficient and demand more frequent maintenance, often on a daily basis. Investing in comprehensive replacements helps ensure efficient water use, supports proper care of Town assets, and maintains the high level of service expected for park and open space maintenance.

(1) 2026 - Linear Park Mainline - $225,000 (12.5 % contingency included) - P&OS Division Priority 1

This scope of work involves the installation of a new irrigation mainline system, including tapping into the municipal water main, installing new underground infrastructure, and setting up future-ready connection points along High Street, between Wells Street and Carr Street. The work includes excavation, utility coordination, street crossing methods, and system protection to ensure long-term functionality and compliance with local utility standards.

This is a high priority for the Tree Advisory Board. This is also consistent with older plans that were developed for Linear Park showing a tree-lined trail corridor.

(2) 2026 - Serene Park Potable Tap/Backflow (back-up system) - $150,000 - P&OS Division Priority 2

(3) 2028 - Lehigh Park (new 2 wire system, new valve boxes, new controller) - P&OS Division Priority 3 - $90,000

(4) 2030 - Coal Miners Park - P&OS Division Priority 4 - $100,00

Details

Type of Project: Parks & Rec

Useful Life: 20 - 30 years

Grant Information

N/A

Supplemental Attachments

25185 - TOE - Loinear Park Irrigation Impr - ROM (1).pdf

Capital Cost

FY2026 Budget
$375K

Total Budget (all years)
$475K

Project Total
$475K

FY2026 - FY2030 Capital Cost Breakdown

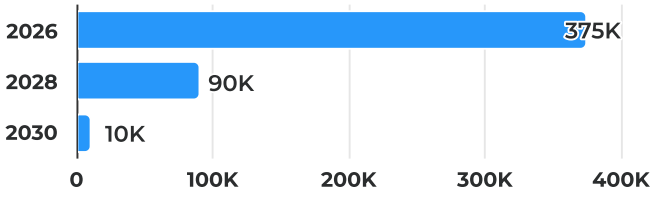

Construction	$475,000	100.00%

Capital Cost for Budgeted Years

Construction	$475,000	100.00%

Detailed Breakdown

Category	FY2026 *Proposed*	FY2028 *Proposed*	FY2030 *Proposed*	Total
Construction	$375,000	$90,000	$10,000	**$475,000**
Total	**$375,000**	**$90,000**	**$10,000**	**$475,000**

Funding Sources

FY2026 Budget
$375K

Total Budget (all years)
$475K

Project Total
$475K

FY2026 - FY2030 Funding Sources Breakdown

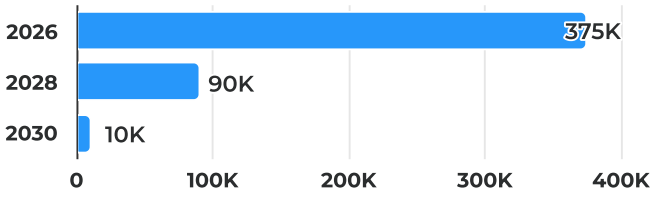

Conservation Trust Fund - 220	**$475,000**	100.00%

Funding Sources for Budgeted Years

Conservation Trust Fund - 220	**$475,000**	100.00%

Detailed Breakdown

Category	FY2026 *Proposed*	FY2028 *Proposed*	FY2030 *Proposed*	Total
Conservation Trust Fund - 220	$375,000	$90,000	$10,000	**$475,000**
Total	**$375,000**	**$90,000**	**$10,000**	**$475,000**

Morgan Hill

Overview

Department	Parks & Recreation
Project Number	111100
Estimated Start Date	01/1/2026
Estimated Completion Date	12/31/2029

Project Location

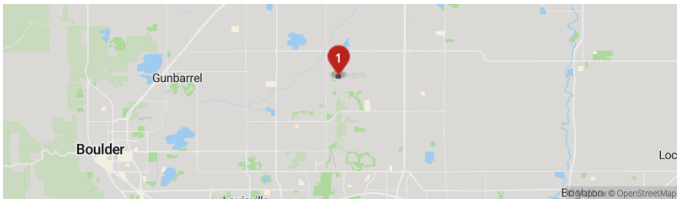

Description

The Morgan Hill subdivision includes a 14-acre tract dedicated for a neighborhood park. To estimate construction costs, the Town developed with extensive community involvement a concept plan for the park. Council approved that plan in 2023. 2026 funds will be used to complete the design and begin the first phase of construction. This project will align with the Compass neighborhood park project in phases based on available funding.

Details

Type of Project: Parks & Rec

Useful Life: 30 - 50

Grant Information

Possible grant contributions include Great Outdoors Colorado, Land & Water Conservation Funds, and Energy Impact Awareness Funds.

Supplemental Attachments

MorganHillPark_FinalConceptualDesigns.pdf

Capital Cost

FY2026 Budget
$3.68M

Total Budget (all years)
$3.68M

Project Total
$3.68M

FY2026 - FY2026 Capital Cost Breakdown

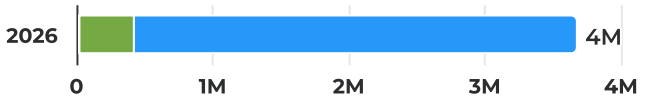

Construction	$3,250,000	88.44%
Engineering/Planning	$400,000	10.88%
Construction Split Account 2	$25,000	0.68%

Capital Cost for Budgeted Years

Construction	$3,250,000	88.44%
Engineering/Planning	$400,000	10.88%
Construction Split Account 2	$25,000	0.68%

Detailed Breakdown

Category	FY2026 *Proposed*	Total
Construction	$3,250,000	**$3,250,000**
Engineering/Planning	$400,000	**$400,000**
Construction Split Account 2	$25,000	**$25,000**
Total	**$3,675,000**	**$3,675,000**

Funding Sources

FY2026 Budget
$3.68M

Total Budget (all years)
$3.68M

Project Total
$3.68M

FY2026 - FY2026 Funding Sources Breakdown

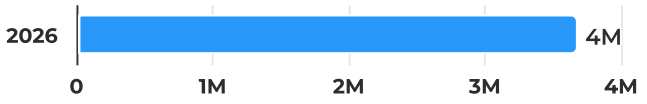

Parks Improvement Impact Fund - 320	**$3,650,000**	99.32%
Tree Impact Fund - 330	**$25,000**	0.68%

Funding Sources for Budgeted Years

Parks Improvement Impact Fund - 320	**$3,650,000**	99.32%
Tree Impact Fund - 330	**$25,000**	0.68%

Detailed Breakdown

Category	FY2026 *Proposed*	Total
Parks Improvement Impact Fund - 320	$3,650,000	**$3,650,000**
Tree Impact Fund - 330	$25,000	**$25,000**
Total	**$3,675,000**	**$3,675,000**

Operational Costs

FY2026 Budget
$0

Total Budget (all years)
$140K

Project Total
$140K

Detailed Breakdown

Category	FY2027 *Proposed*	FY2028 *Proposed*	FY2029 *Proposed*	FY2030 *Proposed*	Total
Utilities	$20,000	$20,000	$20,000	$20,000	**$80,000**
General Maintenance	$10,000	$10,000	$10,000	$10,000	**$40,000**
Other	$5,000	$5,000	$5,000	$5,000	**$20,000**
Total	**$35,000**	**$35,000**	**$35,000**	**$35,000**	**$140,000**

Page Property Trail

Overview

Department	Parks & Recreation
Estimated Start Date	01/1/2027
Estimated Completion Date	12/29/2028

Project Location

Description

The Town purchased a 46-acre property along the Coal Creek corridor known as the Page property in 2023. It was a joint purchase with affordable housing and open space funds with the goal of integrating open space and housing uses on the site to maximize community benefit. Planning & Development, Affordable Housing and Parks & Recreation are working jointly with a consultant team to develop a Concept Plan for the property in 2025. Based on the outcome of the plan, the Town will then move toward implementation of what is approved.

Since the need for a trail connection on the open space portion of the property has been identified throughout the process, this project is intended to earmark funding for design and construction of the trail in the event that it becomes a Town-initiated project. If a housing subdivision project is also initiated on the property, the Town will coordinate efforts in order to construct the trails in the most efficient way.

Details

Type of Project: Parks & Rec

Useful Life: 30-50 years

Grant Information

This project would be eligible for a Colorado Parks & Wildlife Non-Motorized Trail Grant.

Supplemental Attachments

Page Property Trails.pdf

Capital Cost

FY2026 Budget
$0

Total Budget (all years)
$1.1M

Project Total
$1.1M

FY2027 - FY2028 Capital Cost Breakdown

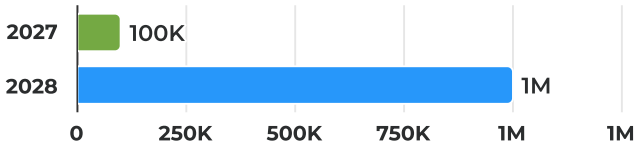

Construction	$1,000,000	90.91%
Engineering/Planning	$100,000	9.09%

Capital Cost for Budgeted Years

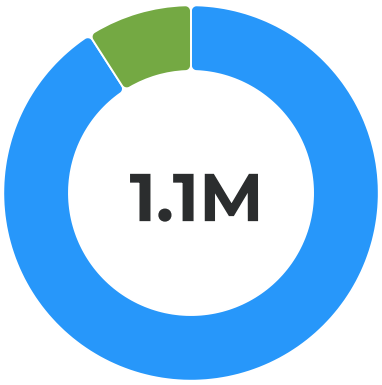

Construction	$1,000,000	90.91%
Engineering/Planning	$100,000	9.09%

Detailed Breakdown

Category	FY2027 *Proposed*	FY2028 *Proposed*	Total
Construction	$0	$1,000,000	**$1,000,000**
Engineering/Planning	$100,000	$0	**$100,000**
Total	**$100,000**	**$1,000,000**	**$1,100,000**

Funding Sources

FY2026 Budget
$0

Total Budget (all years)
$1.1M

Project Total
$1.1M

FY2027 - FY2028 Funding Sources Breakdown

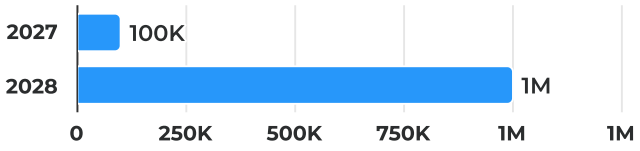

Trails & Natural Areas Fund - 210 **$1,100,000** 100.00%

Funding Sources for Budgeted Years



Trails & Natural Areas Fund - 210 **$1,100,000** 100.00%

Detailed Breakdown

Category	FY2027 *Proposed*	FY2028 *Proposed*	Total
Trails & Natural Areas Fund - 210	$100,000	$1,000,000	**$1,100,000**
Total	**$100,000**	**$1,000,000**	**$1,100,000**

Park Fixture Replacements

Overview

Department Parks & Recreation

Project Number 100367

Project Location

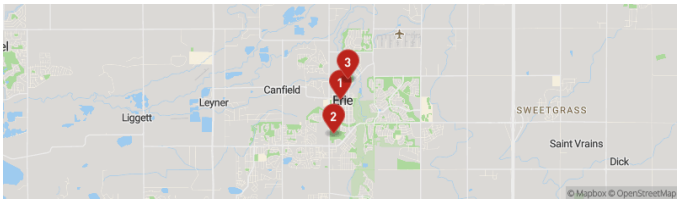

Description

This line item is used for above ground fixtures or amenities needing major repair or replacement in Town parks. Including items such as restroom enclosures, shade structures, storage facilities, park-specific signage, fencing, benches, tables, ballfield improvements, etc.

Miscellaneous:

2025 - Fencing at Ballpark at ECP (replacement/painting) - $450,000; Park Lighting at Longs Peak Park (replacement) Priority 2 - $140,000 (Completed 2025)

(1) 2026 - Volleyball Court - Coal Miners Park (upgrade) - P&OS Division Priority 1 - $50,000

The existing edging border around the volleyball court has exceeded its safe and useful life. It is no longer level or properly aligned, resulting in safety concerns for users and complications during routine maintenance (see image section below). To address this, the deteriorated edging will be fully removed and replaced with new, durable border materials. Additionally, fresh sand material will be added to the court to restore proper playing conditions.

(3) 2027 - Ballfield Fence Replacement Reliance Park - P&OS Division Priority 3 - $100,000

Court Surfacing:

(2) 2027 - South Tennis Courts at ECP (resurface) - P&OS Division Priority 2 - $65,000

(4) 2028- Pickleball Courts - Columbine Mine Park (resurface) - P&OS Division Priority 4 - $70,000

Images

thumbnail_IMG_0122.jpg

Details

Type of Project: Parks & Rec

Useful Life: 20-30 years

Grant Information

N/A

Supplemental Attachments

24104 - CO - TOE - Ballpark Fence RR - ROM.pdf

Capital Cost

FY2026 Budget
$50K

Total Budget (all years)
$285K

Project Total
$285K

FY2026 - FY2028 Capital Cost Breakdown

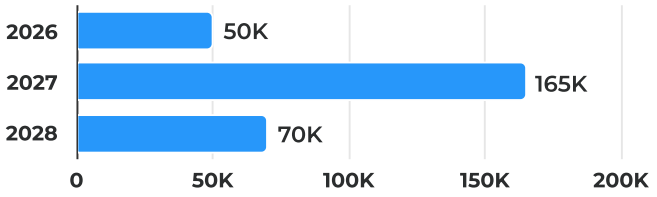

Construction	**$285,000**	100.00%

Capital Cost for Budgeted Years

Construction	**$285,000**	100.00%

Detailed Breakdown

Category	FY2026 *Proposed*	FY2027 *Proposed*	FY2028 *Proposed*	Total
Construction	$50,000	$165,000	$70,000	**$285,000**
Total	**$50,000**	**$165,000**	**$70,000**	**$285,000**

Funding Sources

FY2026 Budget
$50K

Total Budget (all years)
$285K

Project Total
$285K

FY2026 - FY2028 Funding Sources Breakdown

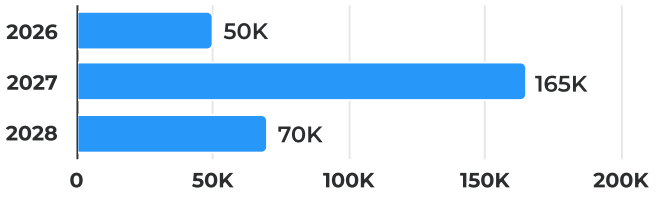

Capital Improvement Fund - 110	**$285,000**	100.00%

Funding Sources for Budgeted Years

Capital Improvement Fund - 110	**$285,000**	100.00%

Detailed Breakdown

Category	FY2026 *Proposed*	FY2027 *Proposed*	FY2028 *Proposed*	Total
Capital Improvement Fund - 110	$50,000	$165,000	$70,000	**$285,000**
Total	**$50,000**	**$165,000**	**$70,000**	**$285,000**

Parking Lot Improvements

Overview

Department	Parks & Recreation
Project Number	100146
Estimated Start Date	02/2/2026
Estimated Completion Date	03/2/2026

Project Location

Description

Non-paved asphalt parking lot upgrades and improvements

2024: Disc Golf Course $168,750 (completed)

(1) 2026: Reliance Park Parking Lot (convert to paved asphalt) - $393,750 (12.5% contingency included) - P&OS Division Priority 1

This project includes full design, demolition, grading, and construction of a new parking lot, including ADA-accessible spaces and curb infrastructure. The scope covers both architectural and civil engineering services, along with all necessary site preparation, base material installation, asphalt paving, striping, and compliance with current accessibility standards.

This project will double the current parking lot capacity and bring the site into compliance with ADA parking requirements. It will significantly improve the surface conditions for one of the Parks & Open Space Division's most heavily used amenities—Boneyard Dog Park/Reliance Park. The upgraded lot will also increase parking availability for special events held at the park and provide much-needed overflow parking for downtown events. Additionally, it will serve as a northern regional trailhead for the Coal Creek Regional Trail system. Replacing the existing gravel lot will help reduce rutting, dust, and the ongoing maintenance associated with repairing potholes and surface degradation. This is a regular request from amenity users of the site.

(2) 2029: Thomas Reservoir Parking Lot (convert to paved asphalt) - $180,000 - P&OS Division Priority 2

Details

Type of Project: Parks & Rec

Useful Life: 25-30 years

Supplemental Attachments

25184 - TOE - Reliance Park Paving Design - ROM (1).pdf

Capital Cost

FY2026 Budget
$394K

Total Budget (all years)
$574K

Project Total
$574K

FY2026 - FY2029 Capital Cost Breakdown

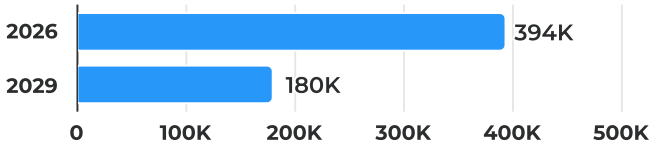

Construction	$573,750	100.00%

Capital Cost for Budgeted Years

Construction	$573,750	100.00%

Detailed Breakdown

Category	FY2026 *Proposed*	FY2029 *Proposed*	Total
Construction	$393,750	$180,000	**$573,750**
Total	**$393,750**	**$180,000**	**$573,750**

Funding Sources

FY2026 Budget
$394K

Total Budget (all years)
$574K

Project Total
$574K

FY2026 - FY2029 Funding Sources Breakdown

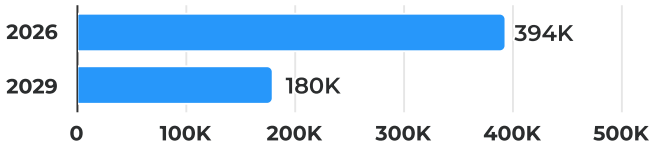

Conservation Trust Fund - 220	**$573,750**	100.00%

Funding Sources for Budgeted Years

Conservation Trust Fund - 220	**$573,750**	100.00%

Detailed Breakdown

Category	FY2026 *Proposed*	FY2029 *Proposed*	Total
Conservation Trust Fund - 220	$393,750	$180,000	**$573,750**
Total	**$393,750**	**$180,000**	**$573,750**

Parks & Rec Fleet Requests - New Equipment

Overview

Department Parks & Recreation

Request Description

2026/John Deere/Gator XUV 845M: Transporting FTE and growing number of PT open space and parks staff for daily maintenance operations, transporting herbicide spray equipment for noxious weed control, transporting power washer equipment (specifically designed to fit this size unit) to and from job sites, parks and open space trail network snow removal operations. This has been spec'd with a plow compatible with our other XUV units to support parks and trails plowing operations. These units are able to safely fit on our smaller trails for plowing and other maintenance operations These units are a great alternative to full size trucks in smaller/tight areas that the Division maintains. Total: 34,767.23. See attached quote.

Supplemental attachments

E7 - Potestio 32759591.pdf

Capital Cost

FY2026 Budget
$34.8K

Total Budget (all years)
$34.8K

Project Total
$34.8K

FY2026 - FY2026 Capital Cost Breakdown

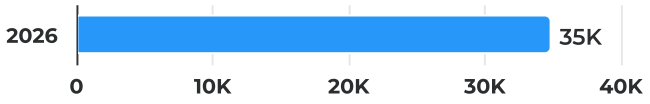

Equipment	$34,768	100.00%

Capital Cost for Budgeted Years

Equipment	$34,768	100.00%

Detailed Breakdown

Category	FY2026 *Proposed*	Total
Equipment	$34,768	**$34,768**
Total	**$34,768**	**$34,768**

Funding Sources

FY2026 Budget
$34.8K

Total Budget (all years)
$34.8K

Project Total
$34.8K

FY2026 - FY2026 Funding Sources Breakdown

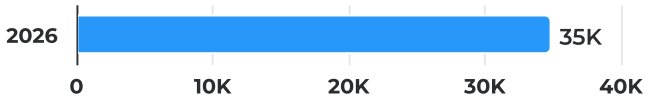

Fleet & Equipment Acquisition Fund - 400	**$34,768**	100.00%

Funding Sources for Budgeted Years

Fleet & Equipment Acquisition Fund - 400	**$34,768**	100.00%

Detailed Breakdown

Category	FY2026 *Proposed*	Total
Fleet & Equipment Acquisition Fund - 400	$34,768	**$34,768**
Total	**$34,768**	**$34,768**

Parks & Rec Fleet Requests - Replacement Equipment

Overview

Department Parks & Recreation

Request Description

2026/John Deere/Z965R EFI Ztrak (replacing Unit 341): This unit suffered a catastrophic engine failure in October 2024. Fleet has put much effort, time, and money into the unit trying for repairs at dealerships, but none have worked. Fleet recommends a replacement unit for the 2026 budget. See attached quote: $17,322.23.

2026/Toro/Field Pro 6040 (replacing Unit 333): $50,001.39. See attached quote.

Details

Replacement Equipment Number: Units 333 and 341

Supplemental attachments

E5 - Potestio 32960130.pdf

E6 - LL Johnson quote.pdf

Capital Cost

FY2026 Budget
$67.3K

Total Budget (all years)
$67.3K

Project Total
$67.3K

FY2026 - FY2026 Capital Cost Breakdown

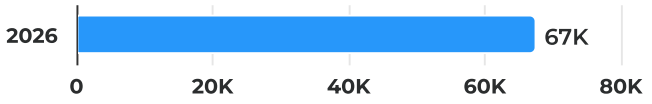

Equipment **$67,325** 100.00%

Capital Cost for Budgeted Years

Equipment **$67,325** 100.00%

Detailed Breakdown

Category	FY2026 *Proposed*	Total
Equipment	$67,325	**$67,325**
Total	**$67,325**	**$67,325**

Funding Sources

FY2026 Budget
$67.3K

Total Budget (all years)
$67.3K

Project Total
$67.3K

FY2026 - FY2026 Funding Sources Breakdown

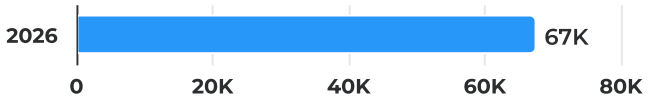

Fleet & Equipment Acquisition Fund - 400	$67,325	100.00%

Funding Sources for Budgeted Years

Fleet & Equipment Acquisition Fund - 400	$67,325	100.00%

Detailed Breakdown

Category	FY2026 *Proposed*	Total
Fleet & Equipment Acquisition Fund - 400	$67,325	**$67,325**
Total	**$67,325**	**$67,325**

Playground Replacements

Overview

Department	Parks & Recreation
Project Number	100147
Estimated Start Date	03/2/2026
Estimated Completion Date	06/15/2026

Project Location

Description

Replacement of aging playground equipment and surfacing at various Town parks. Upgrades are necessary due to end-of-life components, safety concerns, or damage that renders equipment unsuitable for continued public use.

2025 - Reliance Park Playground Replacement (entire) - $350,000

(1) 2026 - Mini Miners Playground Replacement - $122,625 (12.5% contingency included) - P&OS Division Priority 1A

(2) 2026 - Coal Miners Park Playground Replacement - $540,000 (12.5% contingency included) - P&OS Division Priority 1B

(3) 2028 - Erie Community Park Replacement - $400,000 - P&OS Division Priority 2

Details

Type of Project: Parks & Rec

Useful Life: 20 years

Grant Information

N/A

Supplemental Attachments

20250530124118801 (1).pdf

20250530124029880 (1).pdf

Capital Cost

FY2026 Budget
$663K

Total Budget (all years)
$1.06M

Project Total
$1.06M

FY2026 - FY2028 Capital Cost Breakdown

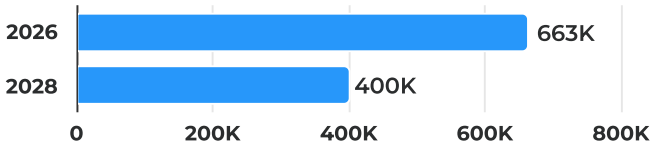

Construction	$1,062,625	100.00%

Capital Cost for Budgeted Years

Construction	$1,062,625	100.00%

Detailed Breakdown

Category	FY2026 *Proposed*	FY2028 *Proposed*	Total
Construction	$662,625	$400,000	**$1,062,625**
Total	**$662,625**	**$400,000**	**$1,062,625**

Funding Sources

FY2026 Budget
$663K

Total Budget (all years)
$1.06M

Project Total
$1.06M

FY2026 - FY2028 Funding Sources Breakdown

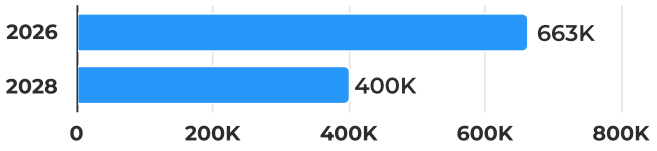

Capital Improvement Fund - 110 **$1,062,625** 100.00%

Funding Sources for Budgeted Years

Capital Improvement Fund - 110 **$1,062,625** 100.00%

Detailed Breakdown

Category	FY2026 *Proposed*	FY2028 *Proposed*	Total
Capital Improvement Fund - 110	$662,625	$400,000	**$1,062,625**
Total	**$662,625**	**$400,000**	**$1,062,625**

POST Infrastructure Maintenance & Replacement

Overview

Department Parks & Recreation

Project Number 100368

Project Location

Description

This line item is used for infrastructure projects at Town parks in order to maintain level of service for amenities.

Concrete Repairs:

2025 - Longs Peak Park Shelter (concrete replacement) - $45,000 (Completed 2025)

Signage:

2026 - Erie Wetland Signage (new) - - $40,000 - P&OS Division Priority 1

Details

Type of Project: Parks & Rec

Useful Life: 20-40 years

Grant Information

N/A

Capital Cost

FY2026 Budget
$40K

Total Budget (all years)
$40K

Project Total
$40K

FY2026 - FY2026 Capital Cost Breakdown

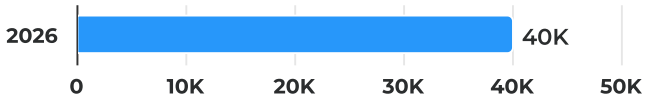

Construction	$40,000	100.00%

Capital Cost for Budgeted Years



Construction	$40,000	100.00%

Detailed Breakdown

Category	FY2026 *Proposed*	Total
Construction	$40,000	**$40,000**
Total	**$40,000**	**$40,000**

Funding Sources

FY2026 Budget
$40K

Total Budget (all years)
$40K

Project Total
$40K

FY2026 - FY2026 Funding Sources Breakdown

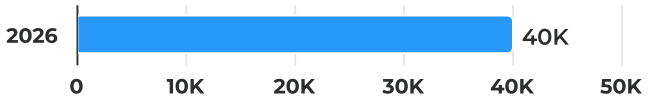

Capital Improvement Fund - 110	**$40,000**	100.00%

Funding Sources for Budgeted Years



Capital Improvement Fund - 110	**$40,000**	100.00%

Detailed Breakdown

Category	FY2026 *Proposed*	Total
Capital Improvement Fund - 110	$40,000	**$40,000**
Total	**$40,000**	**$40,000**

Power Turf Renovation/Turf 60" Sports Turf Resurfacing Machine

Overview

Department Parks & Recreation

Project Location

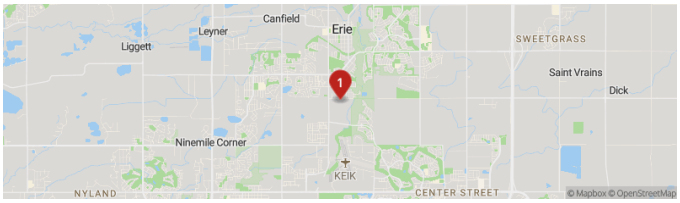

Request Description

This is the only type of equipment produced that performs this specific task. The Turf Renovator 60" is the most versatile tractor PTO powered machine on the market. In one pass it does the job of many pieces of equipment. It de-thatches, aerates, vertical mows, softens and levels turf all while maintaining a healthy root structure for the turf to recover quickly and thrive. With one tractor and an operator, an area the size of an entire football field can be done in 2-3 hours. With the 5/8" blade spacing and a 60" wide swath, the process can infinitely adjusted down to a depth of 2" allowing for de-thatching, aeration, vertical mowing, baseball lip infield removal, and turf leveling to be accomplished with one machine. This will help us keep our heavily used athletic fields in good condition after heavy months of continuous use through the playing seasons.

Details

New Purchase or Replacement: New

Useful Life: 10 or more years

Supplemental attachments

Price Quote

Capital Cost

FY2026 Budget
$22.8K

Total Budget (all years)
$22.8K

Project Total
$22.8K

FY2026 - FY2026 Capital Cost Breakdown

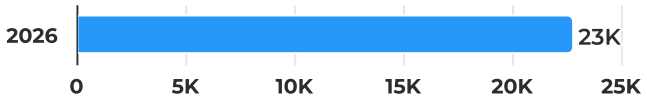

Equipment **$22,794** 100.00%

Capital Cost for Budgeted Years

Equipment **$22,794** 100.00%

Detailed Breakdown

Category	FY2026 *Proposed*	Total
Equipment	$22,794	**$22,794**
Total	**$22,794**	**$22,794**

Funding Sources

FY2026 Budget
$22.8K

Total Budget (all years)
$22.8K

Project Total
$22.8K

FY2026 - FY2026 Funding Sources Breakdown

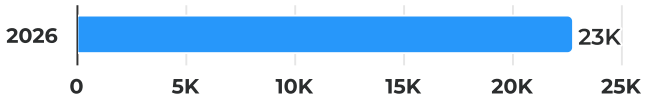

Fleet & Equipment Acquisition Fund - 400	**$22,794**	100.00%

Funding Sources for Budgeted Years

Fleet & Equipment Acquisition Fund - 400	**$22,794**	100.00%

Detailed Breakdown

Category	FY2026 *Proposed*	Total
Fleet & Equipment Acquisition Fund - 400	$22,794	**$22,794**
Total	**$22,794**	**$22,794**

Operational Costs

FY2026 Budget
$0

Total Budget (all years)
$4K

Project Total
$4K

Detailed Breakdown

Category	FY2027 *Proposed*	FY2028 *Proposed*	FY2029 *Proposed*	FY2030 *Proposed*	Total
Maintenance	$1,000	$1,000	$1,000	$1,000	**$4,000**
Total	**$1,000**	**$1,000**	**$1,000**	**$1,000**	**$4,000**

Public Art and Placemaking Program

Overview

Department Parks & Recreation

Project Number 100410

Description

The Art & Placemaking Plan is scheduled to be adopted in 2024. The budget item provides funding for a biennial public art installation.

2025: Funds needed for Wings to Dreams and Canary Trail Art for other costs associated with the installation of Public Art such as landscaping, signage, etc.

2026:

- Public Art piece at E County Line Rd & Austin Ave Roundabout: $170,625

In the future, 2% of the total CIF estimates will be calculated to establish project budgets and priorities.

Details

Type of Project: Other

Useful Life: 20

Supplemental Attachments

Public Art ideas

Capital Cost

FY2026 Budget
$171K

Total Budget (all years)
$797K

Project Total
$797K

FY2026 - FY2030 Capital Cost Breakdown

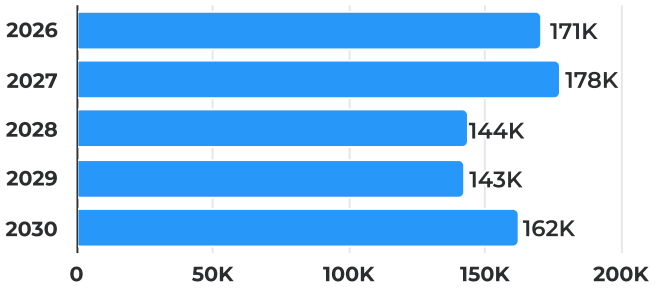

Construction **$796,916** 100.00%

Capital Cost for Budgeted Years



Construction **$796,916** 100.00%

Detailed Breakdown

Category	FY2026 *Proposed*	FY2027 *Proposed*	FY2028 *Proposed*	FY2029 *Proposed*	FY2030 *Proposed*	Total
Construction	$170,625	$177,767	$143,756	$142,559	$162,209	**$796,916**
Total	**$170,625**	**$177,767**	**$143,756**	**$142,559**	**$162,209**	**$796,916**

Funding Sources

FY2026 Budget
$171K

Total Budget (all years)
$797K

Project Total
$797K

FY2026 - FY2030 Funding Sources Breakdown

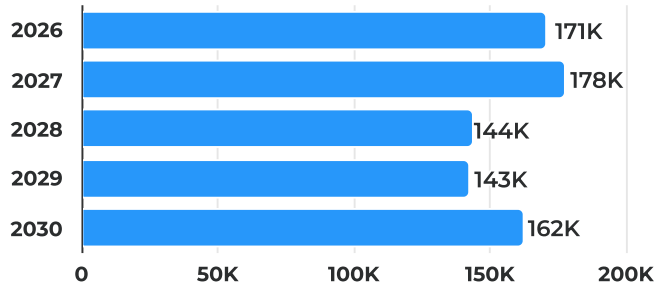

Capital Improvement Fund - 110 **$796,916** 100.00%

Funding Sources for Budgeted Years



Capital Improvement Fund - 110 **$796,916** 100.00%

Detailed Breakdown

Category	FY2026 *Proposed*	FY2027 *Proposed*	FY2028 *Proposed*	FY2029 *Proposed*	FY2030 *Proposed*	Total
Capital Improvement Fund - 110	$170,625	$177,767	$143,756	$142,559	$162,209	**$796,916**
Total	**$170,625**	**$177,767**	**$143,756**	**$142,559**	**$162,209**	**$796,916**

Recreation Equipment

Overview

Department Parks & Recreation

Request Description

2026:

Lifefitness Elliptical 24" screen - $11,330
Lifefitness Elliptical 24" screen - $11,330
Lifefitness PowerMill 16" screen - $13,290

Details

New Purchase or Replacement: Replacement

Supplemental attachments

Elliptical Quote

Powermill quote

Capital Cost

FY2026 Budget
$36K

Total Budget (all years)
$36K

Project Total
$36K

FY2026 - FY2026 Capital Cost Breakdown

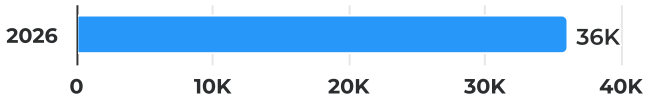

Equipment	$36,000	100.00%

Capital Cost for Budgeted Years



Equipment	$36,000	100.00%

Detailed Breakdown

Category	FY2026 *Proposed*	Total
Equipment	$36,000	**$36,000**
Total	**$36,000**	**$36,000**

Funding Sources

FY2026 Budget
$36K

Total Budget (all years)
$36K

Project Total
$36K

FY2026 - FY2026 Funding Sources Breakdown

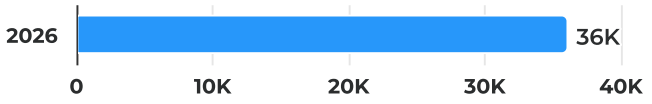

Capital Improvement Fund - 110	**$36,000**	100.00%

Funding Sources for Budgeted Years



Capital Improvement Fund - 110	**$36,000**	100.00%

Detailed Breakdown

Category	FY2026 *Proposed*	Total
Capital Improvement Fund - 110	$36,000	**$36,000**
Total	**$36,000**	**$36,000**

Sunset Area Plan

Overview

Department	Parks & Recreation
Project Number	245001
Estimated Start Date	01/1/2025
Estimated Completion Date	12/29/2028

Project Location

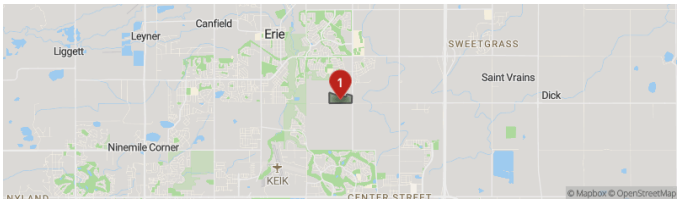

Description

The Erie Singletrack Trails at Sunset Open Space offer 3.15 miles of trails that cater to riders seeking a downhill riding experience with rollers, jumps, and tabletops. Trails are marked for all skill levels and are designated as either beginner, intermediate, or advanced. The singletrack trail network is built on Town-owned open space offering fantastic views of the Front Range. The project area is north of WCR 6 and west of WCR 5.

To the north is the Sunset development, a 250-lot single-family home development. As part of the development, the developer is constructing a 10' wide trail connection on the west side of the development to the southern border of the development and is also dedicating a 3.5 acre tract for future park development.

Scope:

It is the desire of the Town to provide trail connections to the Sunset development and an east/west multi-use trail connection, providing connectivity for all abilities of trail users. The plan will be implemented in phases and will ultimately connect the Coal Creek Regional Trail, the Erie Singletrack trailhead, the Sunset development, and the Westerly development which will fill a huge gap in trail connectivity in this area of Town.

The first phase of the project is currently funded and underway and includes the following:

- A 10' wide east/west concrete trail along the WCR 6 corridor from WCR 5 to the Coal Creek Multi-Use Trails.
- Pedestrian crossing improvements at the WCR 5 intersection leading to trails in the Westerly development.
- A north/south concrete shared use path along the west side of WCR 5 connecting to the Sunset development.

Future phasing of the project will include:

- North/south 10' wide concrete trail connection to the Sunset development on the west side of Sunset Open Space.
- Parking lot & trailhead improvements.
- Future bike skills park on dedicated parcel in the Sunset development, including a connection to the Erie Singletrack trailhead.
- A multi-use (10' wide concrete) trail connection from the west end of WCR 6 to the Coal Creek Regional Trail.
- Trail wayfinding signage as well as signage adjustments needed for Erie Singletracks.

As part of Filing 2 of the Sunset development, the Town and the developer have agreed in principal to dedication of approximately 3.5 acres to be developed into a Town-owned/maintained park. The vision for this park is to be an extension of the Erie Singletracks with a small dirt pump track and/or skills course with practice terrain such as skinny's, beams, logs, stairs, rock garden/root garden, etc.), as well as consideration of additional parking, signage, and other amenities. The goal for

the park would be to provide beginner-level terrain to prepare young, beginner riders for the full singletrack experience. A 10' wide trail connection is also desired from this location south to the Erie Singletracks parking lot.

The current Erie Singletrack Track parking lot is currently soft surface. The Town desires a study to increase the size of the existing parking lot, updating to asphalt surface (with appropriate drainage considerations), and possible for plumbed restrooms, enlarged maintenance building, and additional shade shelter.

The Town began initial design work for the additional trail segments and the terrain park in fall of 2023. All new trail connections will be 10' wide concrete and will follow Town specifications.

Details

Type of Project: Parks & Rec

Useful Life: 30-50 years

Grant Information

Received a Planning grant (Non-Motorized Trails Planning Grant) for this project: sponsored funding $45K, Town Match $11,250.

Supplemental Attachments

Sunset Trail OPC_Draft

Sunset Area Plan Map Exhibit.pdf

Capital Cost

FY2026 Budget
$0

Total Budget (all years)
$3.02M

Project Total
$3.02M

FY2027 - FY2029 Capital Cost Breakdown

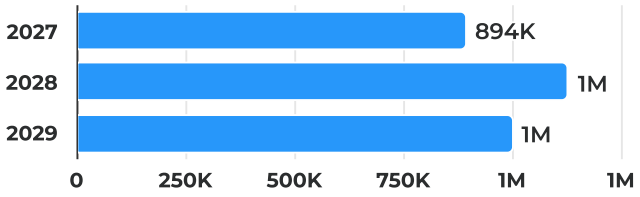

Construction	$3,021,710	100.00%

Capital Cost for Budgeted Years

Construction	$3,021,710	100.00%

Detailed Breakdown

Category	FY2027 *Proposed*	FY2028 *Proposed*	FY2029 *Proposed*	Total
Construction	$893,974	$1,127,736	$1,000,000	**$3,021,710**
Total	**$893,974**	**$1,127,736**	**$1,000,000**	**$3,021,710**

Funding Sources

FY2026 Budget
$0

Total Budget (all years)
$3.02M

Project Total
$3.02M

FY2027 - FY2029 Funding Sources Breakdown

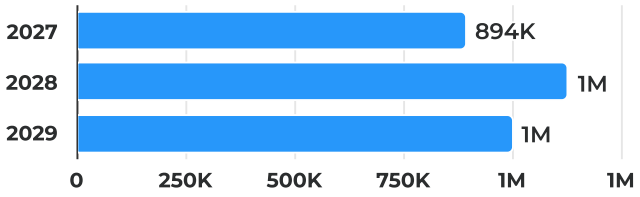

Trails & Natural Areas Fund - 210 **$3,021,710** 100.00%

Funding Sources for Budgeted Years

Trails & Natural Areas Fund - 210 **$3,021,710** 100.00%

Detailed Breakdown

Category	FY2027 *Proposed*	FY2028 *Proposed*	FY2029 *Proposed*	Total
Trails & Natural Areas Fund - 210	$893,974	$1,127,736	$1,000,000	**$3,021,710**
Total	**$893,974**	**$1,127,736**	**$1,000,000**	**$3,021,710**

Trail Connectors

Overview

Department	Parks & Recreation
Project Number	100273
Estimated Start Date	06/1/2026
Estimated Completion Date	07/20/2026

Project Location

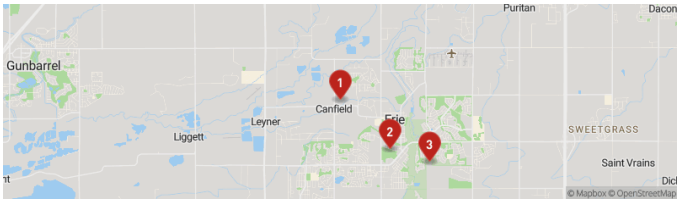

Description

Trails maintained by Parks & Recreation serve not just as recreational trails, but as alternate modes of transportation for students and commuters.

Future projects that will be completed in the calendar year include:

2025 - Arapahoe Ridge Trail (replacement) - $240,000 (Completed in 2025)

(1) 2026 - Allan Farms Open Space Trail Connections - $300,000 - P&OS Division Priority 1

Boulder County Parks & Open Space is moving forward with implementation of trails in Prairie Run Open Space that will connect into Allan Farms west of the Kenosha Farm subdivision. In order for the Boulder County trails to tie into Erie's system, the Town plans to implement trail connections on Allan Farms as well as Kenosha Farm. The trails on the open space will be 8' wide crusher fines and will transition to concrete at the Lombardi Street crossing. The Allan Farms and Kenosha Farm properties currently have agricultural and oil and gas access roads that will need to be re-aligned to accommodate safe trail use. Design of the trails and access roads, as well as structural improvements for the oil & gas access roads will occur in 2025 and completion of the trails will occur in 2026.

(2) - Design and trail easement acquisition for the east Compass connection to Coal Creek Regional Trail. This project would contemplate the acquisition of a trail easement and installation of approximately 580 linear feet of crusher fines trail on private property. At the terminus of the crusher fines trail where Town ownership begins, the surface would transition to a 10' concrete trail for another 1,732 linear feet and tie into the existing walk at the bridge on Vista Parkway.

(3) 2026 - Erie Community Park Trail (upgrade) (convert to concrete from Mitchell field to Maxwell Street) - $70,000 - P&OS Division Priority 2

Rough order of magnitude pricing outlines removal of an existing crusher fines pathway and the installation of a new 6-inch thick, 4000 PSI concrete sidewalk totaling approximately 3,200 square feet. The work is intended to improve pedestrian access, provide long-term durability, and reduce ongoing maintenance requirements. The new sidewalk will be finished with a broom texture for slip resistance and constructed in accordance with applicable local codes and standards. All subgrade will be properly compacted, and all debris will be removed from the site upon project completion.

(4) 2027 - Highlands OS Trail (upgrade) - $40,000 - P&OS Division Priority 3

This project consists of replacing a 2-foot-wide strip of crusher fines with new 4000 PSI concrete along an existing sidewalk, covering approximately 1,440 square feet. Due to the current slope, the crusher fines material erodes and distributes onto the

road down slope. The purpose of the work is to enhance edge stability, reduce maintenance, and provide a clean, durable walking surface that integrates seamlessly with the existing sidewalk. The new concrete will be broom finished to match the existing conditions, and crusher fines will be redistributed along the edges for a clean transition.

Details

Type of Project: Parks & Rec

Useful Life: 20-40 years

Grant Information

Potential grants include GOCO, or Federal TIIP funds.

Supplemental Attachments

25180 - Comm Park Field Entry Concrete - ROM.pdf

25182 - Highland Trail Improvements 2ft Conc - ROM.pdf

Capital Cost

FY2026 Budget
$480K

Total Budget (all years)
$520K

Project Total
$520K

FY2026 - FY2027 Capital Cost Breakdown

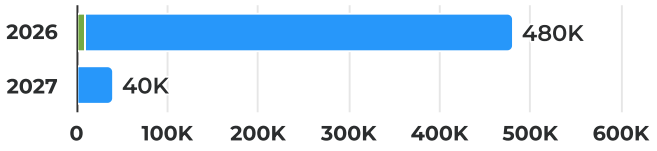

Construction	**$510,000**	98.08%
Property Acquisition	**$10,000**	1.92%

Capital Cost for Budgeted Years

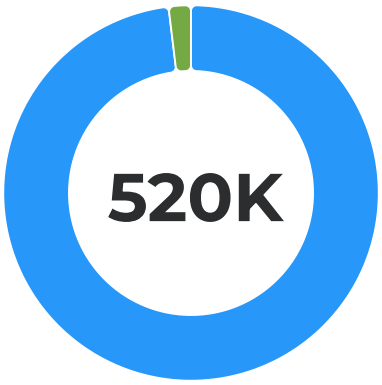

Construction	**$510,000**	98.08%
Property Acquisition	**$10,000**	1.92%

Detailed Breakdown

Category	**FY2026** *Proposed*	**FY2027** *Proposed*	**Total**
Construction	$470,000	$40,000	**$510,000**
Property Acquisition	$10,000	$0	**$10,000**
Total	**$480,000**	**$40,000**	**$520,000**

Funding Sources

FY2026 Budget
$480K

Total Budget (all years)
$520K

Project Total
$520K

FY2026 - FY2027 Funding Sources Breakdown

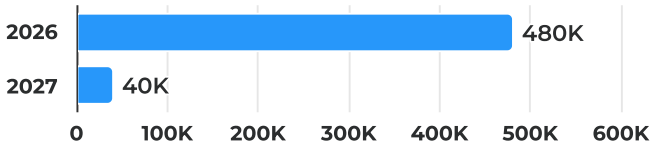

Trails & Natural Areas Fund - 210	**$520,000**	100.00%

Funding Sources for Budgeted Years

Trails & Natural Areas Fund - 210	**$520,000**	100.00%

Detailed Breakdown

Category	FY2026 *Proposed*	FY2027 *Proposed*	Total
Trails & Natural Areas Fund - 210	$480,000	$40,000	**$520,000**
Total	**$480,000**	**$40,000**	**$520,000**

Trail Signage Program

Overview

Department Parks & Recreation

Project Number 100109

Description

The Trail Wayfinding Plan was completed in 2019. These projects implement the recommendations from that plan to enhance wayfinding on the Town's trail system. This is a multi-year project.

Details

Type of Project: Parks & Rec

Useful Life: 20

Supplemental Attachments

Coal Creek Corridor Sign Plan

Capital Cost

FY2026 Budget
$60K

Total Budget (all years)
$250K

Project Total
$250K

FY2026 - FY2028 Capital Cost Breakdown

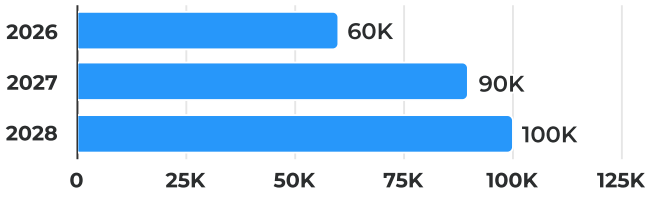

Construction	**$250,000**	100.00%

Capital Cost for Budgeted Years

Construction	**$250,000**	100.00%

Detailed Breakdown

Category	FY2026 *Proposed*	FY2027 *Proposed*	FY2028 *Proposed*	Total
Construction	$60,000	$90,000	$100,000	**$250,000**
Total	**$60,000**	**$90,000**	**$100,000**	**$250,000**

Funding Sources

FY2026 Budget
$60K

Total Budget (all years)
$250K

Project Total
$250K

FY2026 - FY2028 Funding Sources Breakdown

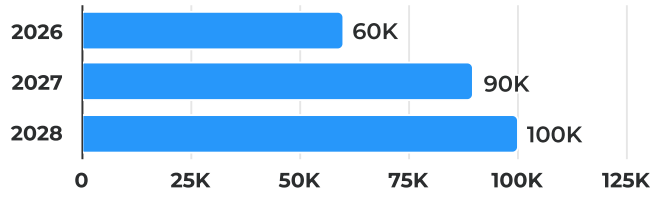

Trails & Natural Areas Fund - 210	**$250,000**	100.00%

Funding Sources for Budgeted Years

Trails & Natural Areas Fund - 210	**$250,000**	100.00%

Detailed Breakdown

Category	FY2026 *Proposed*	FY2027 *Proposed*	FY2028 *Proposed*	Total
Trails & Natural Areas Fund - 210	$60,000	$90,000	$100,000	**$250,000**
Total	**$60,000**	**$90,000**	**$100,000**	**$250,000**

Wise Homestead Open Space

Overview

Department	Parks & Recreation
Estimated Start Date	01/1/2027
Estimated Completion Date	12/31/2027

Project Location

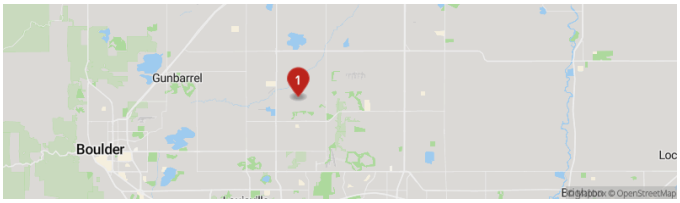

Description

The Wise Homestead Open Space is a 170-acre open space west of 119th Street and south of Jaspar Road. The property is primarily agricultural and also has ecological & cultural value as well as wildlife habitat. Additionally, as regional trail planning progresses with Boulder County including the BERT (Boulder to Erie Regional Trail) and Prairie Run Open Space north of Jaspar Road, Wise Homestead Open Space will also provide important trail connectivity in the area.

In order to align with the various planning efforts occurring, it's important for the Town to have a plan in place for Wise Homestead Open Space. This project earmarks funds to develop a Concept Plan for the site. Implementation funding will be requested when costs are developed.

Details

Type of Project: Parks & Rec

Useful Life: 50 years

Capital Cost

FY2026 Budget
$0

Total Budget (all years)
$200K

Project Total
$200K

FY2027 - FY2027 Capital Cost Breakdown

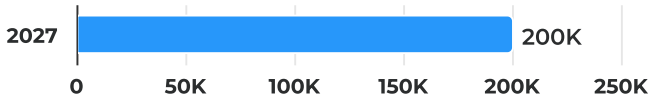

Engineering/Planning	**$200,000**	100.00%

Capital Cost for Budgeted Years

Engineering/Planning	**$200,000**	100.00%

Detailed Breakdown

Category	FY2027 *Proposed*	Total
Engineering/Planning	$200,000	**$200,000**
Total	**$200,000**	**$200,000**

Funding Sources

FY2026 Budget
$0

Total Budget (all years)
$200K

Project Total
$200K

FY2027 - FY2027 Funding Sources Breakdown

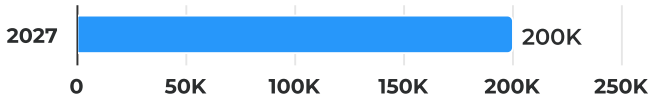

Trails & Natural Areas Fund - 210 **$200,000** 100.00%

Funding Sources for Budgeted Years

Trails & Natural Areas Fund - 210 **$200,000** 100.00%

Detailed Breakdown

Category	FY2027 *Proposed*	Total
Trails & Natural Areas Fund - 210	$200,000	**$200,000**
Total	**$200,000**	**$200,000**

Police

FY26 - FY30 Police Projects

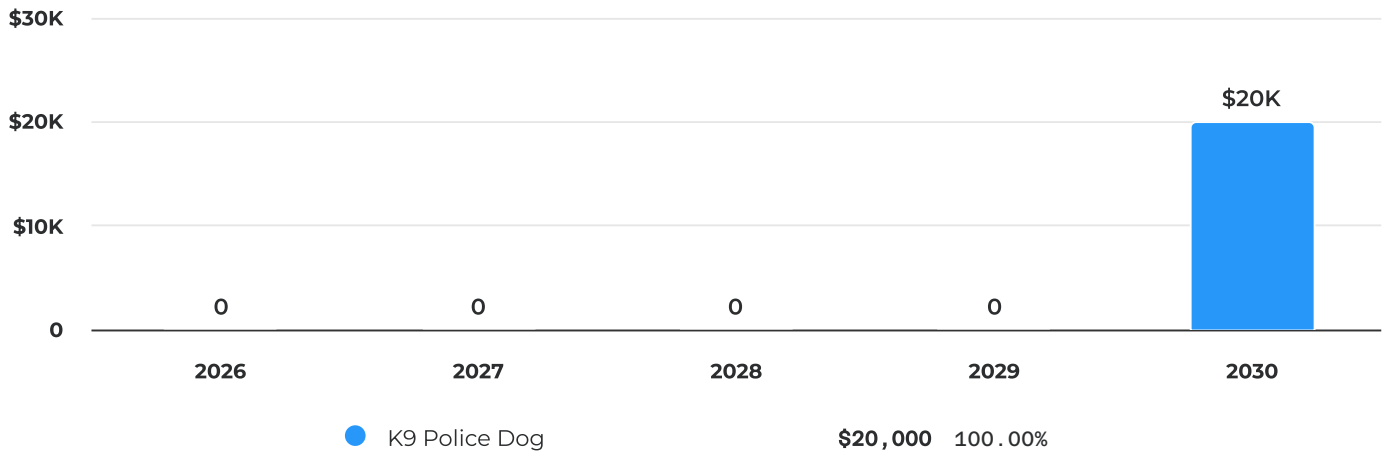

Summary of Requests

Category	FY2026	FY2027	FY2028	FY2029	FY2030	Total
K9 Police Dog	$0	$0	$0	$0	$20,000	**$20,000**
Total Summary of Requests	**$0**	**$0**	**$0**	**$0**	**$20,000**	**$20,000**

K9 Police Dog

Overview

Department Police

Request Description

This request is to purchase another K9 dog and ballistic vest for the dog.

Details

New Purchase or Replacement: New

Useful Life: 9

Grant Information

There is a grant through AKC which we can apply for which would help with the cost up to $7500, though this is not a guarantee.

Capital Cost

FY2026 Budget
$0

Total Budget (all years)
$20K

Project Total
$20K

FY2030 - FY2030 Capital Cost Breakdown

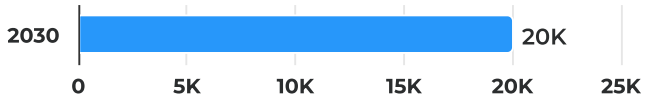

Equipment	$20,000	100.00%

Capital Cost for Budgeted Years

Equipment	$20,000	100.00%

Detailed Breakdown

Category	FY2030 *Proposed*	Total
Equipment	$20,000	**$20,000**
Total	**$20,000**	**$20,000**

Funding Sources

FY2026 Budget
$0

Total Budget (all years)
$20K

Project Total
$20K

FY2030 - FY2030 Funding Sources Breakdown

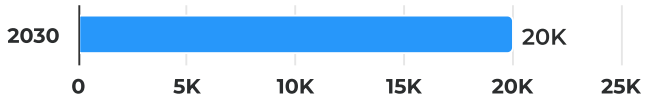

Capital Improvement Fund - 110	**$20,000**	100.00%

Funding Sources for Budgeted Years

Capital Improvement Fund - 110	**$20,000**	100.00%

Detailed Breakdown

Category	FY2030 *Proposed*	Total
Capital Improvement Fund - 110	$20,000	**$20,000**
Total	**$20,000**	**$20,000**

Operational Costs

FY2026 Budget
$0

Total Budget (all years)
$5K

Project Total
$5K

Detailed Breakdown

Category	FY2030 *Proposed*	Total
Maintenance	$5,000	**$5,000**
Total	**$5,000**	**$5,000**

Public Works

FY26 - FY30 Public Works Projects

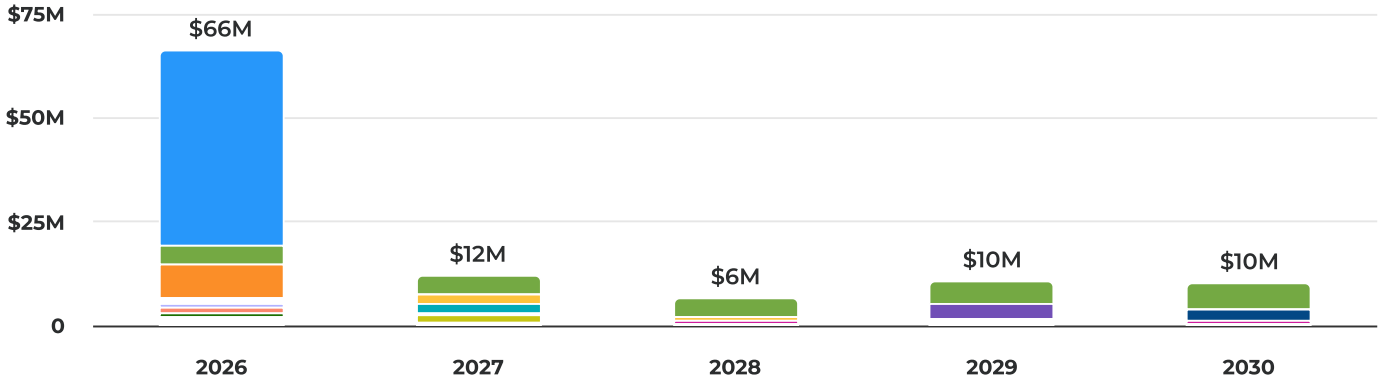

PD - Courts Expansion	$47,266,850	45.00%
Street Maintenance Projects	$25,000,000	23.80%
CLR - Erie Parkway to Telleen	$8,000,000	7.62%
CLR - Bonnell to Austin	$3,500,000	3.33%
Facilities Energy Performance	$3,150,000	3.00%
LAWSC Expansion	$3,049,730	2.90%
CLR & EP Ultimate Intersection Improvements	$2,625,000	2.50%
Concrete Maintenance Program	$2,500,000	2.38%
CLR Shoulders - SH52 to Cheesman	$2,250,000	2.14%
Traffic Signal Improvements	$1,572,781	1.50%
Page Property	$1,263,194	1.20%
Erie Community Center Addition	$1,016,620	0.97%
Public Works Fleet Requests - New Equipment	$685,717	0.65%
Runway 16 - 32 Reconstruction	$593,056	0.56%
Traffic Calming	$400,000	0.38%
Bus Stop Construction	$378,000	0.36%
Parking Lot Maintenance	$338,530	0.32%
ECC Replacement RTU(s)	$325,000	0.31%
Traffic Mitigation	$250,000	0.24%
Mechanical Replacements	$234,978	0.22%
Facility Safety & Life Cycle Projects	$205,308	0.20%
Briggs Street Median - Circle K	$154,000	0.15%
Office Remodeling	$150,000	0.14%
Town Center - North Roundabout	$100,000	0.10%
Pavement Maintenance - Ramp and Taxiway	$33,334	0.03%

Summary of Requests

Project No. / Category		FY2026	FY2027	FY2028	FY2029	FY2030	Total
100391	PD - Courts Expansion	$47,266,850	$0	$0	$0	$0	**$47,266,850**
100378	Street Maintenance Projects	$4,500,000	$4,500,000	$4,500,000	$5,500,000	$6,000,000	**$25,000,000**
100387	CLR - Erie Parkway to Telleen	$8,000,000	$0	$0	$0	$0	**$8,000,000**
100346	CLR - Bonnell to Austin	$0	$0	$0	$3,500,000	$0	**$3,500,000**
100234	Facilities Energy Performance	$150,000	$1,950,000	$1,050,000	$0	$0	**$3,150,000**
100328	LAWSC Expansion	$0	$0	$0	$0	$3,049,730	**$3,049,730**
257005	CLR & EP Ultimate Intersection Improvements	$125,000	$2,500,000	$0	$0	$0	**$2,625,000**
100379	Concrete Maintenance Program	$400,000	$450,000	$500,000	$550,000	$600,000	**$2,500,000**
100347	CLR Shoulders - SH52 to Cheesman	$450,000	$1,800,000	$0	$0	$0	**$2,250,000**
100423	Traffic Signal Improvements	$963,725	$264,187	$109,396	$114,865	$120,608	**$1,572,781**
115001	Page Property	$1,263,194	$0	$0	$0	$0	**$1,263,194**
100392	Erie Community Center Addition	$1,016,620	$0	$0	$0	$0	**$1,016,620**
--	Public Works Fleet Requests - New Equipment	$685,717	$0	$0	$0	$0	**$685,717**
--	Runway 16 - 32 Reconstruction	$0	$0	$43,056	$550,000	$0	**$593,056**
100170	Traffic Calming	$0	$100,000	$100,000	$100,000	$100,000	**$400,000**
243001	Bus Stop Construction	$378,000	$0	$0	$0	$0	**$378,000**
100166	Parking Lot Maintenance	$70,000	$60,000	$63,000	$69,300	$76,230	**$338,530**
247003	ECC Replacement RTU(s)	$325,000	$0	$0	$0	$0	**$325,000**
100177	Traffic Mitigation	$50,000	$50,000	$50,000	$50,000	$50,000	**$250,000**
100295	Mechanical Replacements	$42,525	$44,652	$46,884	$49,228	$51,689	**$234,978**
100329	Facility Safety & Life Cycle Projects	$205,308	$0	$0	$0	$0	**$205,308**
267002	Briggs Street Median - Circle K	$154,000	$0	$0	$0	$0	**$154,000**
100353	Office Remodeling	$100,000	$50,000	$0	$0	$0	**$150,000**
100369	Town Center - North Roundabout	$100,000	$0	$0	$0	$0	**$100,000**
100168	Pavement Maintenance - Ramp and Taxiway	$33,334	$0	$0	$0	$0	**$33,334**
Total Summary of Requests		**$66,279,273**	**$11,768,839**	**$6,462,336**	**$10,483,393**	**$10,048,257**	**$105,042,098**

Briggs Street Median - Circle K

Overview

Department	Public Works
Project Number	267002
Estimated Start Date	01/1/2026

Project Location

Description

Install a median in the middle of Briggs Street along the Right-in / Right-out access and associated signage to resolve illegal left turns and address safety issues associated with the access. The Town was attempting to have the developer pay for this and construct, but this was not identified in their original DA. They did develop a design drawing and got a contractor quote which is the basis for the funding request. Due to the cost increases both known and unknown. The construction cost was escalated by around $26,000 dollars. This is around a 35% increase. Cost escalation is generally higher for smaller projects due to higher costs just to mobilize. The design that was previously done is not owned by the Town and therefore we will need to develop our own design and update due to any change in standards. Additional contingency was added due to any unknowns for the project.

Images

Plan


Aerial

Details

Type of Project: Transportation/Streets

Useful Life: 25

Capital Cost

FY2026 Budget
$154K

Total Budget (all years)
$154K

Project Total
$154K

FY2026 - FY2026 Capital Cost Breakdown

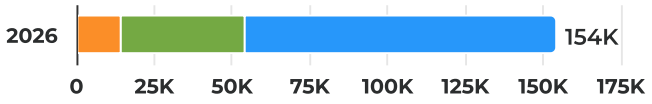

Construction	$100,000	64.94%
Engineering/Planning	$40,000	25.97%
Contingency	$14,000	9.09%

Capital Cost for Budgeted Years

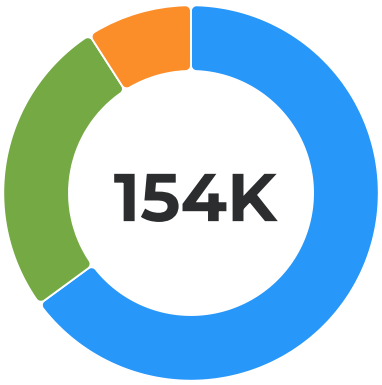

Construction	$100,000	64.94%
Engineering/Planning	$40,000	25.97%
Contingency	$14,000	9.09%

Detailed Breakdown

Category	FY2026 *Proposed*	Total
Construction	$100,000	**$100,000**
Engineering/Planning	$40,000	**$40,000**
Contingency	$14,000	**$14,000**
Total	**$154,000**	**$154,000**

Funding Sources

FY2026 Budget
$154K

Total Budget (all years)
$154K

Project Total
$154K

FY2026 - FY2026 Funding Sources Breakdown

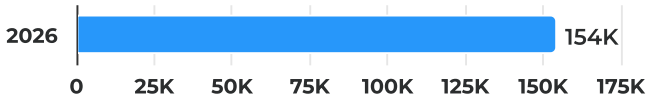

Capital Improvement Fund - 110	**$154,000**	100.00%

Funding Sources for Budgeted Years

Capital Improvement Fund - 110	**$154,000**	100.00%

Detailed Breakdown

Category	FY2026 *Proposed*	Total
Capital Improvement Fund - 110	$154,000	**$154,000**
Total	**$154,000**	**$154,000**

Bus Stop Construction

Overview

Department Public Works

Project Number 243001

Description

To support the extension of the RTD JUMP re-route and extension through Erie, the team is working to design bus stops with amentities that match the character of the neighborhoods/communities. The project will install the foundational concrete elements and add the amenities based on right-of-way availability and site conditions. The average cost is $21K per bus stop and 18 bus stops are going through the design process currently. The funds will be used for construction upon compeletion of the design.

Images

Example Bus Stop

Map of Locations

Details

Type of Project: Transportation/Streets

Useful Life: 25

Capital Cost

FY2026 Budget
$378K

Total Budget (all years)
$378K

Project Total
$378K

FY2026 - FY2026 Capital Cost Breakdown

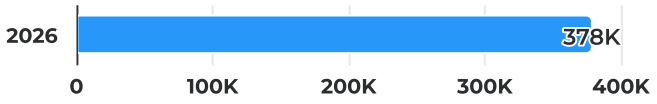

Construction	**$378,000**	100.00%

Capital Cost for Budgeted Years

Construction	**$378,000**	100.00%

Detailed Breakdown

Category	FY2026 *Proposed*	Total
Construction	$378,000	**$378,000**
Total	**$378,000**	**$378,000**

Funding Sources

FY2026 Budget
$378K

Total Budget (all years)
$378K

Project Total
$378K

FY2026 - FY2026 Funding Sources Breakdown

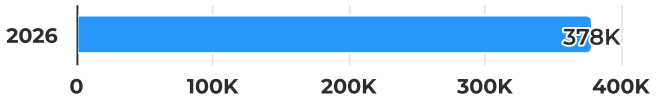

Capital Improvement Fund - 110	**$378,000**	100.00%

Funding Sources for Budgeted Years

Capital Improvement Fund - 110	**$378,000**	100.00%

Detailed Breakdown

Category	FY2026 *Proposed*	Total
Capital Improvement Fund - 110	$378,000	**$378,000**
Total	**$378,000**	**$378,000**

CLR - Bonnell to Austin

Overview

Department	Public Works
Project Number	100346
Estimated Start Date	01/1/2029
Estimated Completion Date	12/31/2030

Project Location

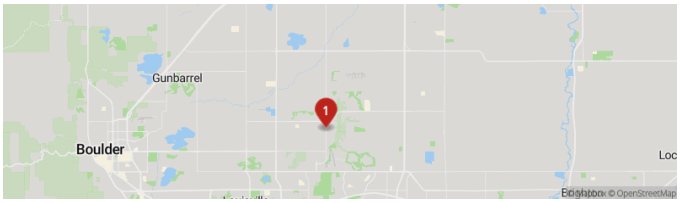

Description

Canyon Creek F6 provided cash-in-lieu of construction for 1/2 of County Line Road adjacent to their development. With the recent residential development, the need for improvements to County Line is warranted from Bonnell Avenue to Erie Parkway. The ROW exists on the east side of County Line. Additional ROW will be required south of Bonnell for roadway transition. The proposed roadway section will be two lanes each direction, center median with turn lanes at intersections, sidewalks and landscaping. The design was awarded in 2015 for Bonnell to Erie Parkway, but only the section from Austin to Erie Parkway was finalized. Due to budget constraints, the improvements are proposed in sections, with the first half being from Austin Ave to Erie Parkway, and the second from Bonnell Ave to Austin Ave.

Details

Type of Project: Transportation/Streets

Useful Life: 100

Capital Cost

FY2026 Budget
$0

Total Budget (all years)
$3.5M

Project Total
$3.5M

FY2029 - FY2029 Capital Cost Breakdown

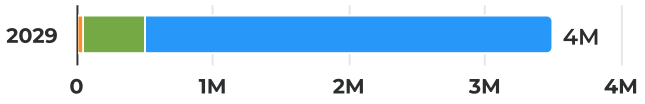

Construction	$3,000,000	85.71%
Contingency	$450,000	12.86%
Engineering/Planning	$50,000	1.43%

Capital Cost for Budgeted Years

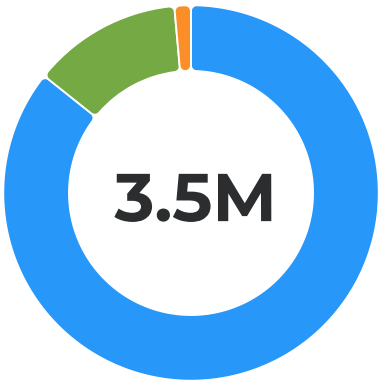

Construction	$3,000,000	85.71%
Contingency	$450,000	12.86%
Engineering/Planning	$50,000	1.43%

Detailed Breakdown

Category	FY2029 *Proposed*	Total
Construction	$3,000,000	**$3,000,000**
Contingency	$450,000	**$450,000**
Engineering/Planning	$50,000	**$50,000**
Total	**$3,500,000**	**$3,500,000**

Funding Sources

FY2026 Budget
$0

Total Budget (all years)
$3.5M

Project Total
$3.5M

FY2029 - FY2029 Funding Sources Breakdown

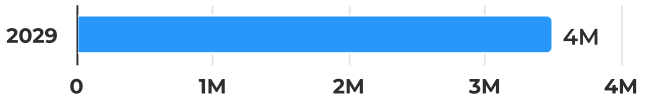

Transportation Impact Fund - 300	**$3,500,000**	100.00%

Funding Sources for Budgeted Years

Transportation Impact Fund - 300	**$3,500,000**	100.00%

Detailed Breakdown

Category	FY2029 *Proposed*	Total
Transportation Impact Fund - 300	$3,500,000	**$3,500,000**
Total	**$3,500,000**	**$3,500,000**

CLR - Erie Parkway to Telleen

Overview

Department	Public Works
Project Number	100387
Estimated Start Date	01/1/2022
Estimated Completion Date	12/31/2027

Project Location

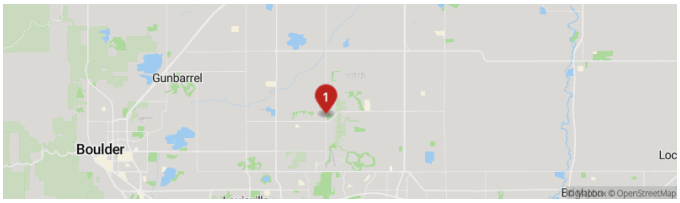

Description

County Line Road (CLR) will be widened from Erie Parkway to Telleen in alignment with the Town Center and Town Transportation Mobility Plan. This is one of two phases for widening of CLR between Austin and Telleen. The budget includes design and construction of the underpass identified in the Town Center Strategic Plan.

Images

CLR current SB

County Line Road current - northbound

Details

Type of Project: Transportation/Streets

Useful Life: 70

Capital Cost

FY2026 Budget
$8M

Total Budget (all years)
$8M

Project Total
$8M

FY2026 - FY2026 Capital Cost Breakdown

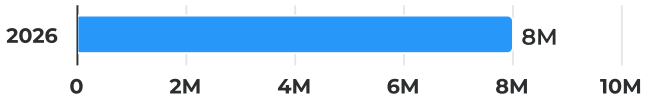

Construction	$8,000,000	100.00%

Capital Cost for Budgeted Years



Construction	$8,000,000	100.00%

Detailed Breakdown

Category	FY2026 *Proposed*	Total
Construction	$8,000,000	**$8,000,000**
Total	**$8,000,000**	**$8,000,000**

Funding Sources

FY2026 Budget
$8M

Total Budget (all years)
$8M

Project Total
$8M

FY2026 - FY2026 Funding Sources Breakdown

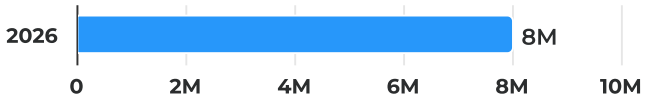

Transportation Impact Fund - 300	**$8,000,000**	100.00%

Funding Sources for Budgeted Years



Transportation Impact Fund - 300	**$8,000,000**	100.00%

Detailed Breakdown

Category	FY2026 *Proposed*	Total
Transportation Impact Fund - 300	$8,000,000	**$8,000,000**
Total	**$8,000,000**	**$8,000,000**

CLR & EP Ultimate Intersection Improvements

Overview

Department	Public Works
Project Number	257005
Estimated Start Date	01/1/2025
Estimated Completion Date	12/31/2027

Project Location

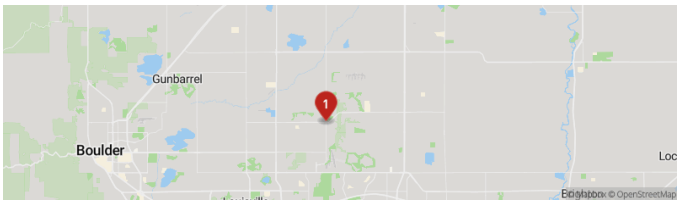

Description

Design the ultimate intersection improvements to improve safety for pedestrians and bicyclists, and make turning movements safer and more efficient.

Images

CLR-EP Intersection Detail

Details

Type of Project: Transportation/Streets

Capital Cost

FY2026 Budget
$125K

Total Budget (all years)
$2.63M

Project Total
$2.63M

FY2026 - FY2027 Capital Cost Breakdown

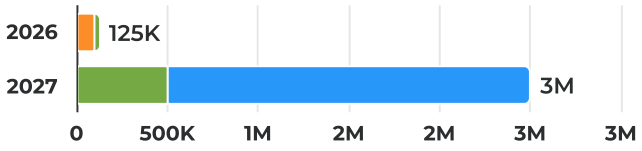

Construction	$2,000,000	76.19%
Contingency	$525,000	20.00%
Property Acquisition	$100,000	3.81%

Capital Cost for Budgeted Years

Construction	$2,000,000	76.19%
Contingency	$525,000	20.00%
Property Acquisition	$100,000	3.81%

Detailed Breakdown

Category	FY2026 *Proposed*	FY2027 *Proposed*	Total
Construction	$0	$2,000,000	**$2,000,000**
Contingency	$25,000	$500,000	**$525,000**
Property Acquisition	$100,000	$0	**$100,000**
Total	**$125,000**	**$2,500,000**	**$2,625,000**

Funding Sources

FY2026 Budget
$125K

Total Budget (all years)
$2.63M

Project Total
$2.63M

FY2026 - FY2027 Funding Sources Breakdown

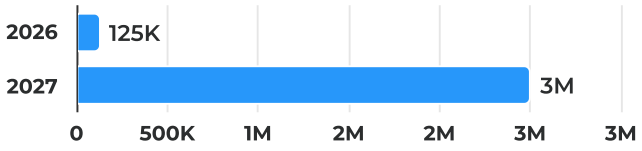

Transportation Impact Fund - 300	$2,625,000	100.00%

Funding Sources for Budgeted Years

Transportation Impact Fund - 300	$2,625,000	100.00%

Detailed Breakdown

Category	FY2026 *Proposed*	FY2027 *Proposed*	Total
Transportation Impact Fund - 300	$125,000	$2,500,000	**$2,625,000**
Total	**$125,000**	**$2,500,000**	**$2,625,000**

CLR Shoulders - SH52 to Cheesman

Overview

Department	Public Works
Project Number	100347
Estimated Start Date	01/1/2026
Estimated Completion Date	12/31/2027

Project Location

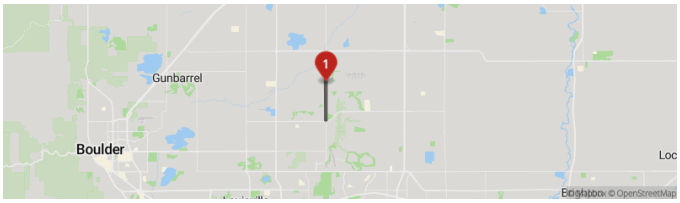

Description

Design and construction of 4-foot shoulders south from the SH 52 County Line Road intersection to Cheesman Street to provide a safe access for bicycles along County Line Road. Additional right of way may be required, it is anticipated that construction easements will be needed. This project should be re-evaluated based on the recent County Line Road Strategic Plan that Boulder County is completing, and the need for a new bridge for Coal Creek.

Details

Type of Project: Transportation/Streets

Useful Life: 30

Capital Cost

FY2026 Budget
$450K

Total Budget (all years)
$2.25M

Project Total
$2.25M

FY2026 - FY2027 Capital Cost Breakdown

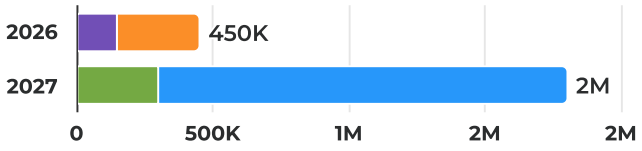

Construction	$1,500,000	66.67%
Contingency	$300,000	13.33%
Engineering/Planning	$300,000	13.33%
Easements	$150,000	6.67%

Capital Cost for Budgeted Years

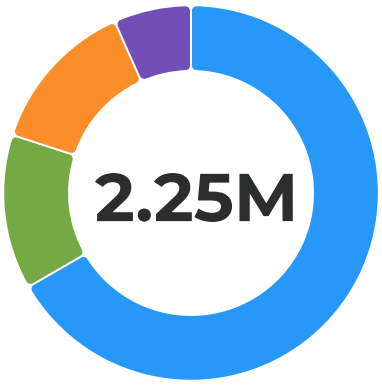

Construction	$1,500,000	66.67%
Contingency	$300,000	13.33%
Engineering/Planning	$300,000	13.33%
Easements	$150,000	6.67%

Detailed Breakdown

Category	FY2026 *Proposed*	FY2027 *Proposed*	Total
Construction	$0	$1,500,000	**$1,500,000**
Contingency	$0	$300,000	**$300,000**
Engineering/Planning	$300,000	$0	**$300,000**
Easements	$150,000	$0	**$150,000**
Total	**$450,000**	**$1,800,000**	**$2,250,000**

Funding Sources

FY2026 Budget
$450K

Total Budget (all years)
$2.25M

Project Total
$2.25M

FY2026 - FY2027 Funding Sources Breakdown

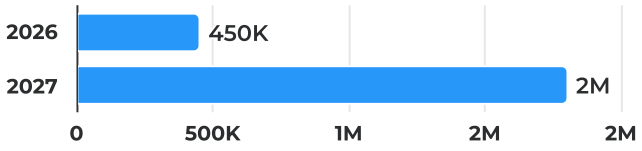

Transportation Impact Fund - 300	**$2,250,000**	100.00%

Funding Sources for Budgeted Years

Transportation Impact Fund - 300	**$2,250,000**	100.00%

Detailed Breakdown

Category	FY2026 *Proposed*	FY2027 *Proposed*	Total
Transportation Impact Fund - 300	$450,000	$1,800,000	**$2,250,000**
Total	**$450,000**	**$1,800,000**	**$2,250,000**

Concrete Maintenance Program

Overview

Department Public Works

Project Number 100379

Description

The Concrete Replacement Program Initiative aims to enhance the infrastructure and esthetics of residential areas within the Town of Erie by systematically replacing aging and deteriorating concrete surfaces. This comprehensive project addresses sidewalks, curbs, and drain pans; ensuring safer pathways for pedestrians, smoother traffic flow, and an overall improvement in the quality of life for residents. The Town has been using a "fix on report" system where concrete areas are repaired/replaced when reported and evaluated with the rejectable conditions criteria and safety factors. We develop the scope annually based on the budget amount received. The plan moving forward is evaluating areas of deferred maintenance and catching up on the backlog balanced with trying to stay current on concrete coming out of warranty. The goal is to eventually become more stable with the amount requested and be able to keep up with annual maintenance with a defined budget.

Images

Curb and Gutter

Sidewalk Ramp Tripping Hazard

Unlevel with Storm Drain

Cracked Drain Pan

Details

Type of Project: Transportation/Streets

Useful Life: 10-20

Capital Cost

FY2026 Budget
$400K

Total Budget (all years)
$2.5M

Project Total
$2.5M

FY2026 - FY2030 Capital Cost Breakdown

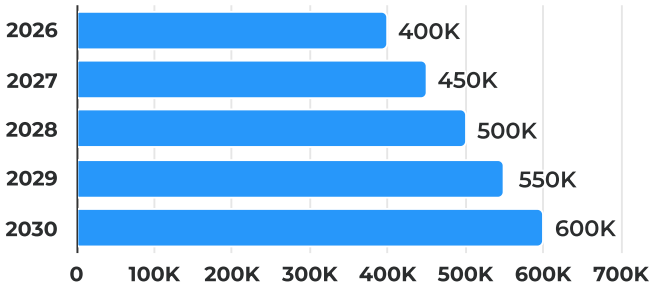

Construction **$2,500,000** 100.00%

Capital Cost for Budgeted Years

Construction **$2,500,000** 100.00%

Detailed Breakdown

Category	FY2026 *Proposed*	FY2027 *Proposed*	FY2028 *Proposed*	FY2029 *Proposed*	FY2030 *Proposed*	Total
Construction	$400,000	$450,000	$500,000	$550,000	$600,000	**$2,500,000**
Total	**$400,000**	**$450,000**	**$500,000**	**$550,000**	**$600,000**	**$2,500,000**

Funding Sources

FY2026 Budget
$400K

Total Budget (all years)
$2.5M

Project Total
$2.5M

FY2026 - FY2030 Funding Sources Breakdown

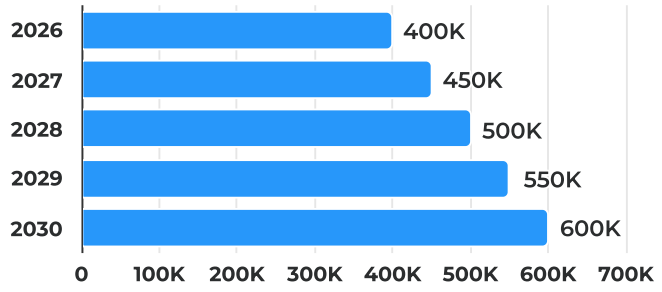

Capital Improvement Fund - 110 **$2,500,000** 100.00%

Funding Sources for Budgeted Years

Capital Improvement Fund - 110 **$2,500,000** 100.00%

Detailed Breakdown

Category	FY2026 *Proposed*	FY2027 *Proposed*	FY2028 *Proposed*	FY2029 *Proposed*	FY2030 *Proposed*	Total
Capital Improvement Fund - 110	$400,000	$450,000	$500,000	$550,000	$600,000	**$2,500,000**
Total	**$400,000**	**$450,000**	**$500,000**	**$550,000**	**$600,000**	**$2,500,000**

ECC Replacement RTU(s)

Overview

Department	Public Works
Project Number	247003
Estimated Start Date	01/1/2024
Estimated Completion Date	12/31/2026

Project Location

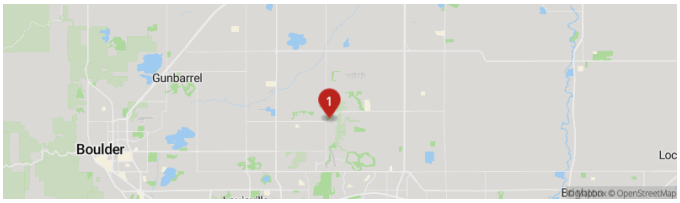

Description

Design, engineer, and permit to replace 15-year-old multi-zone HVAC rooftop unit 3 and 1 (2024) RTU 2 (2025) RTU 4 retrofit to electric (2026) with all electric units at ECC due to increase in maintenance costs and reliability and to align with Town's Sustainability plan. Based on rough estimates for TH RTU costs.

2025 update: currently preparing a thermal upgrade project for ECC in conjunction with roof replacement that will replace three units in 2025.

Images

ECC rooftop

Details

Type of Project: Buildings/Facilities

Supplemental Attachments

Proposal

Capital Cost

FY2026 Budget
$325K

Total Budget (all years)
$325K

Project Total
$325K

FY2026 - FY2026 Capital Cost Breakdown

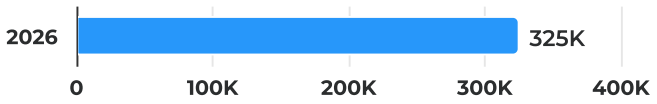

Construction	$325,000	100.00%

Capital Cost for Budgeted Years

Construction	$325,000	100.00%

Detailed Breakdown

Category	FY2026 *Proposed*	Total
Construction	$325,000	**$325,000**
Total	**$325,000**	**$325,000**

Funding Sources

FY2026 Budget
$325K

Total Budget (all years)
$325K

Project Total
$325K

FY2026 - FY2026 Funding Sources Breakdown

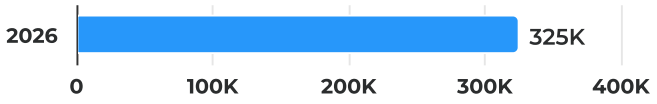

Capital Improvement Fund - 110	**$325,000**	100.00%

Funding Sources for Budgeted Years

Capital Improvement Fund - 110	**$325,000**	100.00%

Detailed Breakdown

Category	FY2026 *Proposed*	Total
Capital Improvement Fund - 110	$325,000	**$325,000**
Total	**$325,000**	**$325,000**

Erie Community Center Addition

Overview

Department	Public Works
Project Number	100392
Estimated Start Date	01/1/2025
Estimated Completion Date	12/31/2027

Project Location

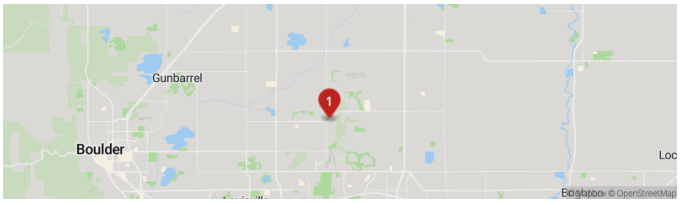

Description

The Erie Community Center (ECC) was built in 2005. This funding will cover design costs only, with construction pending funding mechanism and Council direction. Anticipated in the design are:

- New multi-use classrooms and storage on the A-side
- New large meeting room
- Staff office expansion/reconfiguration of the lobby area
- Renovation of existing racquetball court to multiuse fitness area and spin studio
- Extended fitness platform on 2nd floor
- Expanded Mini Miners
- Expanded meeting room

Additional options include (funding dependent):

- Additional gym on east side
- Additional fitness studio on east side
- Expanded staff support space, maintenance shop, and storage

Images

Erie Community Center Expansion

Details

Type of Project: Buildings/Facilities

Useful Life: 20-30

Capital Cost

FY2026 Budget
$1.02M

Total Budget (all years)
$1.02M

Project Total
$1.02M

FY2026 - FY2026 Capital Cost Breakdown

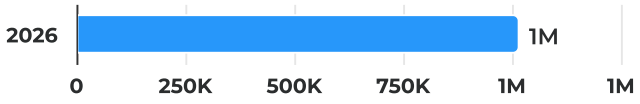

Construction **$1,016,620** 100.00%

Capital Cost for Budgeted Years

Construction **$1,016,620** 100.00%

Detailed Breakdown

Category	FY2026 *Proposed*	Total
Construction	$1,016,620	**$1,016,620**
Total	**$1,016,620**	**$1,016,620**

Funding Sources

FY2026 Budget
$1.02M

Total Budget (all years)
$1.02M

Project Total
$1.02M

FY2026 - FY2026 Funding Sources Breakdown

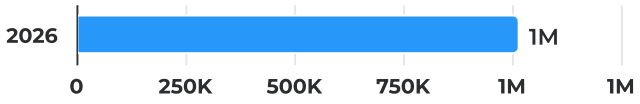

Public Facilities Impact Fund - 310	$1,016,620	100.00%

Funding Sources for Budgeted Years

Public Facilities Impact Fund - 310	$1,016,620	100.00%

Detailed Breakdown

Category	FY2026 *Proposed*	Total
Public Facilities Impact Fund - 310	$1,016,620	**$1,016,620**
Total	**$1,016,620**	**$1,016,620**

Operational Costs

FY2026 Budget
$0

Total Budget (all years)
$178K

Project Total
$178K

Detailed Breakdown

Category	FY2028 *Proposed*	FY2029 *Proposed*	FY2030 *Proposed*	Total
Other (please specify what this is for in description above)	$57,100	$59,213	$61,404	**$177,717**
Total	**$57,100**	**$59,213**	**$61,404**	**$177,717**

Facilities Energy Performance

Overview

Department	Public Works
Project Number	100234
Estimated Start Date	01/1/2023
Estimated Completion Date	12/31/2027

Project Location

Description

2024 - $50K for additional IGA to study added energy efficiency projects including Geo-exchange system(s), alternative energy sources (Solar), and battery storage, for electrification of ECC.
2025 - $900K (reduced from $2.9 Million request)
2026 - $1.3 Million for 1.1 MW DC ECC Ground Mount Solar array to offset electrical utility costs and a Standby Energy Generator for facility resilience - Will apply for Spring 2026 DOLA EIAF 1:1 matching grant (up to $1 million) if available for solar.
2027 - $800,000 for ECC Battery Energy Storage-Resiliency system at ECC will seek DOLA 1:1 match grant
2028 - $1.55 million for TH Solar Canopies, DOLA match grant. includes $50K for 3rd IGA

Images

Town Hall Rooftop Solar Plan

LAWSC Conceptual Plan

Town Hall PV Analysis

Town Hall Parking Lot Solar

PD Conceptual Plan

Details

Type of Project: Other

Useful Life: 20-30 years

Grant Information

Will seek approval to apply for DOLA EIAF grant (Spring 26' cycle not announced yet, applications Fall of 25') and Public Building Electrification Grant for solar for ECC

https://dlg.colorado.gov/energy-mineral-impact-assistance-fund-grant-eiaf

Supplemental Attachments

IGA Supplemental Report

Capital Cost

FY2026 Budget
$150K

Total Budget (all years)
$3.15M

Project Total
$3.15M

FY2026 - FY2028 Capital Cost Breakdown

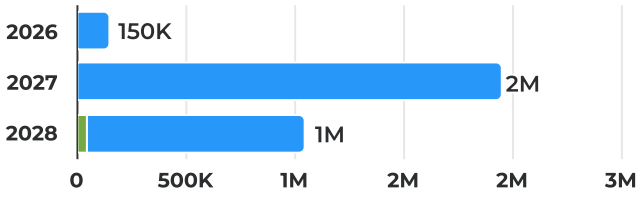

Construction	$3,100,000	98.41%
Engineering/Planning	$50,000	1.59%

Capital Cost for Budgeted Years

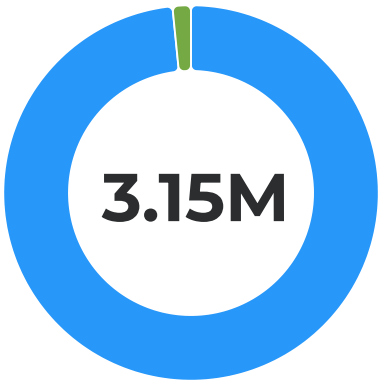

Construction	$3,100,000	98.41%
Engineering/Planning	$50,000	1.59%

Detailed Breakdown

Category	FY2026 *Proposed*	FY2027 *Proposed*	FY2028 *Proposed*	Total
Construction	$150,000	$1,950,000	$1,000,000	**$3,100,000**
Engineering/Planning	$0	$0	$50,000	**$50,000**
Total	**$150,000**	**$1,950,000**	**$1,050,000**	**$3,150,000**

Funding Sources

FY2026 Budget
$150K

Total Budget (all years)
$3.15M

Project Total
$3.15M

FY2026 - FY2028 Funding Sources Breakdown

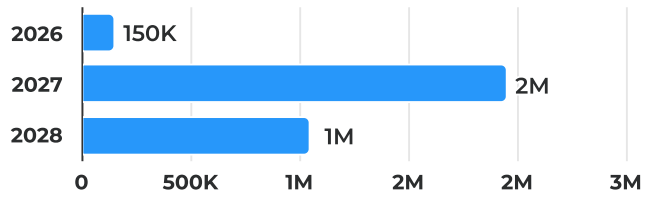

Capital Improvement Fund - 110 **$3,150,000** 100.00%

Funding Sources for Budgeted Years



Capital Improvement Fund - 110 **$3,150,000** 100.00%

Detailed Breakdown

Category	FY2026 *Proposed*	FY2027 *Proposed*	FY2028 *Proposed*	Total
Capital Improvement Fund - 110	$150,000	$1,950,000	$1,050,000	**$3,150,000**
Total	**$150,000**	**$1,950,000**	**$1,050,000**	**$3,150,000**

Operational Costs

FY2026 Budget
$0

Total Budget (all years)
$52K

Project Total
$52K

Detailed Breakdown

Category	FY2028 *Proposed*	FY2029 *Proposed*	FY2030 *Proposed*	Total
General Maintenance	$12,000	$20,000	$20,000	**$52,000**
Total	**$12,000**	**$20,000**	**$20,000**	**$52,000**

Facility Safety & Life Cycle Projects

Overview

Department	Public Works
Project Number	100329
Estimated Start Date	01/1/2024
Estimated Completion Date	12/31/2027

Description

The Facilities Plan identified deficiencies Priorities 0, 1, 2 projects in Town buildings.
Deficiencies were grouped into three categories, Priority 0 meaning immediate needs for life safety, accessibility concerns or asset protection. Priority 1 deficiencies to be corrected within 0 to 5 years and Priority 2 deficiencies to be corrected within 5-10 years or as part of a long term maintenance program.

2024: Budget rollover not approved so priority 0 & 1 deficiencies to be completed in 2025. Priority 2 deficiencies to be completed 2026 and beyond.

2025 rollover will help with the following planned projects: 1) 625 Pierce St.: ADA ramp rebuild 2) LAWSC: additional card access (modular), ladder cage for mezzanine, railings around AHU's, water heater replacement, address berm, 3) Chamber Building: Envelope improvements, ECP floor and walkway repair 4) west vehicle bay heating and intake louver relocation

2026: ECC generator, Chamber LEDs, ECP wing wall, LAWSC drainage, light fixtures, VCT, insulation

Details

Type of Project: Other

Supplemental Attachments

Project Details List

Facilities Plan

Capital Cost

FY2026 Budget
$205K

Total Budget (all years)
$205K

Project Total
$205K

FY2026 - FY2026 Capital Cost Breakdown

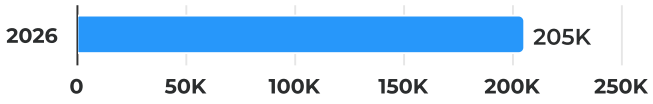

Construction	$205,308	100.00%

Capital Cost for Budgeted Years

Construction	$205,308	100.00%

Detailed Breakdown

Category	FY2026 *Proposed*	Total
Construction	$205,308	**$205,308**
Total	**$205,308**	**$205,308**

Funding Sources

FY2026 Budget
$205K

Total Budget (all years)
$205K

Project Total
$205K

FY2026 - FY2026 Funding Sources Breakdown

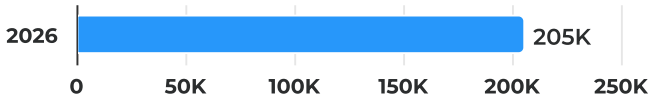

Capital Improvement Fund - 110 **$205,308** 100.00%

Funding Sources for Budgeted Years

Capital Improvement Fund - 110 **$205,308** 100.00%

Detailed Breakdown

Category	FY2026 *Proposed*	Total
Capital Improvement Fund - 110	$205,308	**$205,308**
Total	**$205,308**	**$205,308**

LAWSC Expansion

Overview

Department	Public Works
Project Number	100328
Estimated Start Date	01/1/2027
Estimated Completion Date	12/31/2029

Project Location

150 Bonnell Avenue

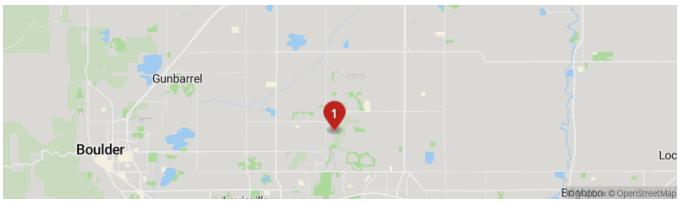

Description

Current LAWSC footprint is 26,116 SF with Town population of 38,500. Remodel and expand the Service Center square footage to 50,000 SF for buildout population projections between 80,000 to 100,000 residents. Renovate the existing space creating standards for workstations, offices and common areas. Design and Engineering in 2030, expansion and renovation cost in 2031 (contingent on P&OS move to Page Prop).

Images

LAWSC Conceptual Expansion Plan

Details

Type of Project: Buildings/Facilities

Useful Life: 20-30

Grant Information

Will seek energy efficiency grants and renewable energy grants and credits that are available at the time of design/construction (2030'/31')

Capital Cost

FY2026 Budget
$0

Total Budget (all years)
$3.05M

Project Total
$3.05M

FY2030 - FY2030 Capital Cost Breakdown

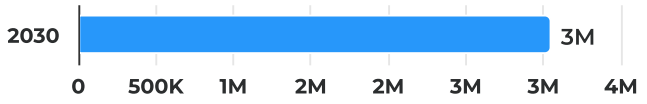

Engineering/Planning	$3,049,730	100.00%

Capital Cost for Budgeted Years

Engineering/Planning	$3,049,730	100.00%

Detailed Breakdown

Category	FY2030 *Proposed*	Total
Engineering/Planning	$3,049,730	**$3,049,730**
Total	**$3,049,730**	**$3,049,730**

Funding Sources

FY2026 Budget
$0

Total Budget (all years)
$3.05M

Project Total
$3.05M

FY2030 - FY2030 Funding Sources Breakdown

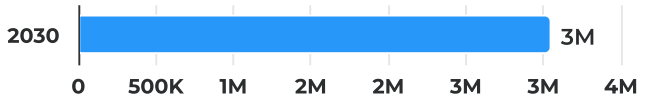

Public Facilities Impact Fund - 310	**$3,049,730**	100.00%

Funding Sources for Budgeted Years

Public Facilities Impact Fund - 310	**$3,049,730**	100.00%

Detailed Breakdown

Category	FY2030 *Proposed*	Total
Public Facilities Impact Fund - 310	$3,049,730	**$3,049,730**
Total	**$3,049,730**	**$3,049,730**

Mechanical Replacements

Overview

Department Public Works

Project Number 100295

Description

Replace Chamber Furnace, A/C, and water heater in 25'. The airhandlers at the WTF vary in age but are all nearing end of life with the Reznor unit (main building) at nearly 20 years old. Seeking to replace this unit in 2026 and restring VAV coils at ECC. LAWSC units are 13 years (2011). The repair costs for these older units are increasing. Replacing the smaller airhandlers on a rotating basis will put new units with new warranties and life cycles on the rooftops within 4 years. Budget will also be used for major component replacement within larger packaged air handler units, all-electric where feasible. 5% increase each year to account for CPI increases.

2025 rollover: replace HVAC at Chamber building.

Details

Type of Project: Buildings/Facilities

Useful Life: 15

Grant Information

Will look to install all-electric units where feasible, and apply for IRA Direct Pay where possible

Supplemental Attachments

Haynes Quote

Budget Price email

Capital Cost

FY2026 Budget
$42.5K

Total Budget (all years)
$235K

Project Total
$235K

FY2026 - FY2030 Capital Cost Breakdown

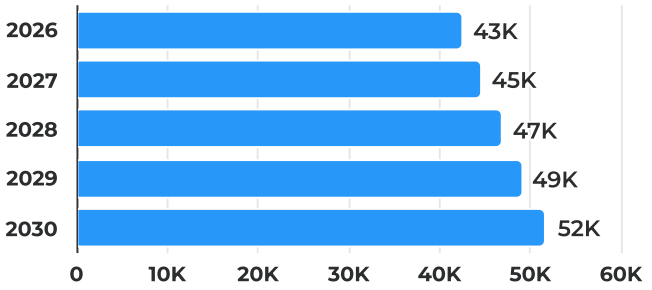

Construction	**$234,978**	100.00%

Capital Cost for Budgeted Years

Construction	**$234,978**	100.00%

Detailed Breakdown

Category	FY2026 *Proposed*	FY2027 *Proposed*	FY2028 *Proposed*	FY2029 *Proposed*	FY2030 *Proposed*	Total
Construction	$42,525	$44,652	$46,884	$49,228	$51,689	**$234,978**
Total	**$42,525**	**$44,652**	**$46,884**	**$49,228**	**$51,689**	**$234,978**

Funding Sources

FY2026 Budget
$42.5K

Total Budget (all years)
$235K

Project Total
$235K

FY2026 - FY2030 Funding Sources Breakdown

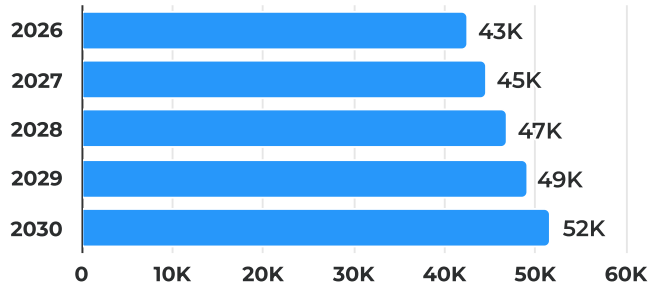

Capital Improvement Fund - 110 **$234,978** 100.00%

Funding Sources for Budgeted Years

Capital Improvement Fund - 110 **$234,978** 100.00%

Detailed Breakdown

Category	FY2026 *Proposed*	FY2027 *Proposed*	FY2028 *Proposed*	FY2029 *Proposed*	FY2030 *Proposed*	Total
Capital Improvement Fund - 110	$42,525	$44,652	$46,884	$49,228	$51,689	**$234,978**
Total	**$42,525**	**$44,652**	**$46,884**	**$49,228**	**$51,689**	**$234,978**

Operational Costs

FY2026 Budget
$1.7K

Total Budget (all years)
$8.5K

Project Total
$8.5K

Detailed Breakdown

Category	FY2026 *Proposed*	FY2027 *Proposed*	FY2028 *Proposed*	FY2029 *Proposed*	FY2030 *Proposed*	Total
General Maintenance	$1,700	$1,700	$1,700	$1,700	$1,700	**$8,500**
Total	**$1,700**	**$1,700**	**$1,700**	**$1,700**	**$1,700**	**$8,500**

Office Remodeling

Overview

Department Public Works

Project Number 100353

Description

Future projects approved by Space Planning Committee not budgeted by department as space needs are developed.
2025 - LAWSC additional pod storage,admin area remodel, additional electrical for climate controlled modular restrooms for Parks tech building
2026/27' - Possible conversion of LAWSC P&OS conversion to PW space including shop bays (contingent on P&OS division move to CR 1.5 property), Town hall Garden level modifications for long term programming needs

Details

Type of Project: Buildings/Facilities

Useful Life: 20-30 years

Supplemental Attachments

Quote Cover Only
Total file is 16.8M which is over the 10M limit. Can email or save where appropriate. Only attached the cover sheet.

LAWSC Interior Office Remodel

Capital Cost

FY2026 Budget
$100K

Total Budget (all years)
$150K

Project Total
$150K

FY2026 - FY2027 Capital Cost Breakdown

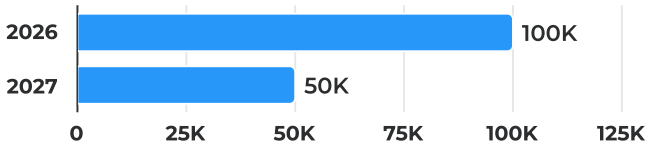

Construction	**$150,000**	100.00%

Capital Cost for Budgeted Years



Construction	**$150,000**	100.00%

Detailed Breakdown

Category	FY2026 *Proposed*	FY2027 *Proposed*	Total
Construction	$100,000	$50,000	**$150,000**
Total	**$100,000**	**$50,000**	**$150,000**

Funding Sources

FY2026 Budget
$100K

Total Budget (all years)
$150K

Project Total
$150K

FY2026 - FY2027 Funding Sources Breakdown

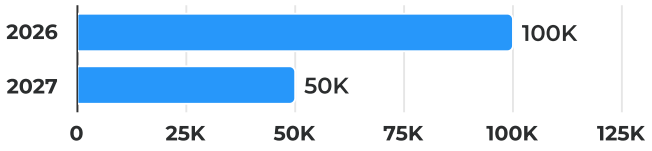

Capital Improvement Fund - 110	**$150,000**	100.00%

Funding Sources for Budgeted Years



Capital Improvement Fund - 110	**$150,000**	100.00%

Detailed Breakdown

Category	FY2026 *Proposed*	FY2027 *Proposed*	Total
Capital Improvement Fund - 110	$100,000	$50,000	**$150,000**
Total	**$100,000**	**$50,000**	**$150,000**

Operational Costs

FY2026 Budget
$8.57K

Total Budget (all years)
$77.1K

Project Total
$77.1K

Detailed Breakdown

Category	FY2026 *Proposed*	FY2027 *Proposed*	FY2028 *Proposed*	FY2029 *Proposed*	FY2030 *Proposed*	Total
Other (please specify what this is for in description above)	$8,565	$17,130	$17,130	$17,130	$17,130	**$77,085**
Total	**$8,565**	**$17,130**	**$17,130**	**$17,130**	**$17,130**	**$77,085**

Page Property

Overview

Department	Public Works
Project Number	115001
Estimated Start Date	01/1/2024
Estimated Completion Date	12/31/2025

Project Location

Description

This project is pending additional Council direction. The Town acquired the Page Property in 2023. In 2024 the Town conducted a feasibility study and design for the Property to remodel and add to the existing house to provide Parks and Open Space (P&OS) offices to accommodate all P&OS staff. Additional design work will be for a 5,000 square feet of heated and cooled shop for P&OS fleet maintenance, new paved access road and CR 1.5 entrance, new water and sewer service (improper water tap and house is on septic), and a stormwater retention pond. Investing in this project for P&OS operations would delay need for major LAWSC expansion to at least 2030. 2026 costs would only be for design only.

Images

Page Property 1.png

Page Property 2.png

Page Property 3.png

Page Property 4.png

Details

Type of Project: Buildings/Facilities

Grant Information

This project will incorporate rooftop solar so will seek IRA Direct Pay credits

Supplemental Attachments

Fee Proposal

Project Fee Estimate

Capital Cost

FY2026 Budget
$1.26M

Total Budget (all years)
$1.26M

Project Total
$1.26M

FY2026 - FY2026 Capital Cost Breakdown

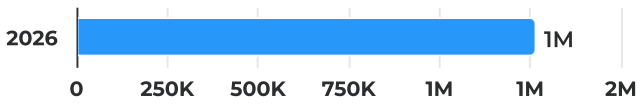

Engineering/Planning	$1,263,194	100.00%

Capital Cost for Budgeted Years

Engineering/Planning	$1,263,194	100.00%

Detailed Breakdown

Category	FY2026 *Proposed*	Total
Engineering/Planning	$1,263,194	**$1,263,194**
Total	**$1,263,194**	**$1,263,194**

Funding Sources

FY2026 Budget
$1.26M

Total Budget (all years)
$1.26M

Project Total
$1.26M

FY2026 - FY2026 Funding Sources Breakdown

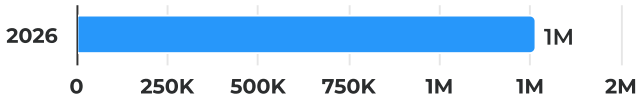

- Public Facilities Impact Fund - 310 **$1,263,194** 100.00%

Funding Sources for Budgeted Years

- Public Facilities Impact Fund - 310 **$1,263,194** 100.00%

Detailed Breakdown

Category	FY2026 *Proposed*	Total
Public Facilities Impact Fund - 310	$1,263,194	**$1,263,194**
Total	**$1,263,194**	**$1,263,194**

Operational Costs

FY2026 Budget
$57.1K

Total Budget (all years)
$307K

Project Total
$307K

Detailed Breakdown

Category	FY2026 *Proposed*	FY2027 *Proposed*	FY2028 *Proposed*	FY2029 *Proposed*	FY2030 *Proposed*	Total
General Maintenance	$57,100	$59,213	$61,404	$63,676	$66,031	**$307,424**
Total	**$57,100**	**$59,213**	**$61,404**	**$63,676**	**$66,031**	**$307,424**

Parking Lot Maintenance

Overview

Department Public Works

Project Number 100166

Description

Annual request for major repairs/safety-related projects (remove and replace, concrete curb and gutter replacement, mill/overlay, seal coat, etc.) for Town parking lots for Town-owned and maintained parking lots. Condition assessments for all the aforementioned parking lots were conducted in 2023.

$50,000 request for 2025 for major repairs to ECP SW lot, Columbine Mine Park, Lehigh Park, and Star Meadows Park.

$70K in 2026 for LAWSC, Arapahoe Ridge. 10% year-after-year increases to account for increases in material and construction costs.

Images

Erie Community Park Map

Columbine Mine Park Map

Lehigh Park Map

Star Meadows Park Map

Details

Type of Project: Buildings/Facilities

Useful Life: 3-5 years

Supplemental Attachments

- Erie Community Park Proposal
- Columbine Mike Park Proposal
- Lehigh Park Proposal
- Star Meadows Park Proposal

Arapahoe Ridge Park

LAW Service Center

Star Meadows Park

Capital Cost

FY2026 Budget
$70K

Total Budget (all years)
$339K

Project Total
$339K

FY2026 - FY2030 Capital Cost Breakdown

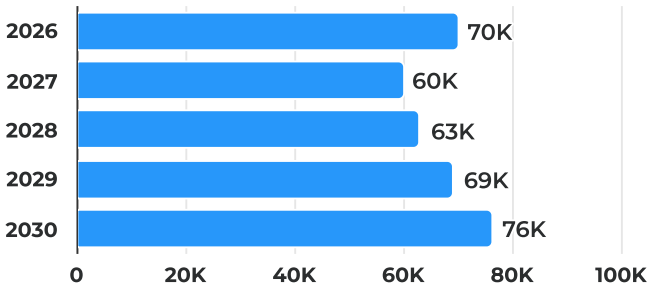

Construction **$338,530** 100.00%

Capital Cost for Budgeted Years

Construction **$338,530** 100.00%

Detailed Breakdown

Category	FY2026 *Proposed*	FY2027 *Proposed*	FY2028 *Proposed*	FY2029 *Proposed*	FY2030 *Proposed*	Total
Construction	$70,000	$60,000	$63,000	$69,300	$76,230	**$338,530**
Total	**$70,000**	**$60,000**	**$63,000**	**$69,300**	**$76,230**	**$338,530**

Funding Sources

FY2026 Budget
$70K

Total Budget (all years)
$339K

Project Total
$339K

FY2026 - FY2030 Funding Sources Breakdown

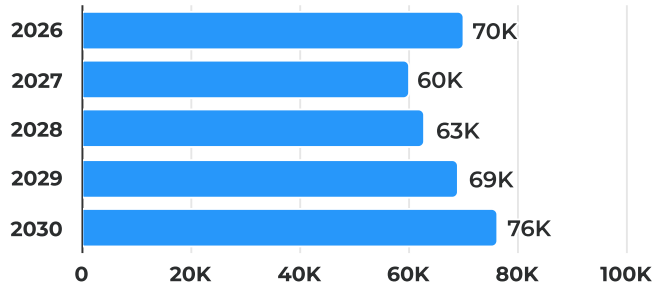

Capital Improvement Fund - 110 **$338,530** 100.00%

Funding Sources for Budgeted Years

Capital Improvement Fund - 110 **$338,530** 100.00%

Detailed Breakdown

Category	FY2026 *Proposed*	FY2027 *Proposed*	FY2028 *Proposed*	FY2029 *Proposed*	FY2030 *Proposed*	Total
Capital Improvement Fund - 110	$70,000	$60,000	$63,000	$69,300	$76,230	**$338,530**
Total	**$70,000**	**$60,000**	**$63,000**	**$69,300**	**$76,230**	**$338,530**

Operational Costs

FY2026 Budget
$0

Total Budget (all years)
$34K

Project Total
$34K

Detailed Breakdown

Category	FY2028 *Proposed*	Total
Other (please specify in description above)	$34,000	**$34,000**
Total	**$34,000**	**$34,000**

Pavement Maintenance - Ramp and Taxiway

Overview

Department	Public Works
Project Number	100168
Estimated Start Date	01/1/2026
Estimated Completion Date	12/31/2026

Project Location

395 Airport Drive

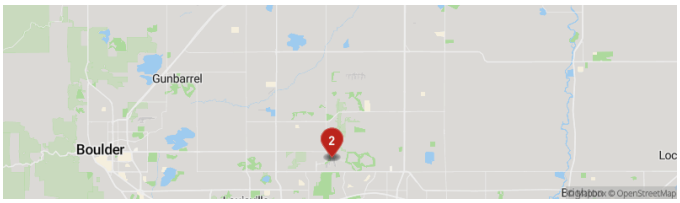

Description

Last remarking before runway reconstruction in 2029.

Images

Airport Pavement Project.png

Details

Type of Project: Other

Capital Cost

FY2026 Budget
$33.3K

Total Budget (all years)
$33.3K

Project Total
$33.3K

FY2026 - FY2026 Capital Cost Breakdown

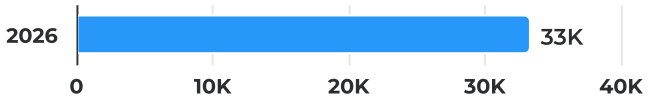

Construction	$33,334	100.00%

Capital Cost for Budgeted Years

Construction	$33,334	100.00%

Detailed Breakdown

Category	FY2026 *Proposed*	Total
Construction	$33,334	**$33,334**
Total	**$33,334**	**$33,334**

Funding Sources

FY2026 Budget
$33.3K

Total Budget (all years)
$33.3K

Project Total
$33.3K

FY2026 - FY2026 Funding Sources Breakdown

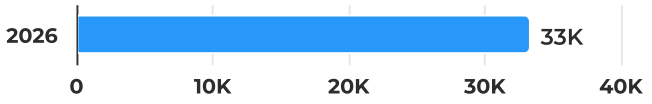

Airport Fund - 530	$33,334	100.00%

Funding Sources for Budgeted Years

Airport Fund - 530	$33,334	100.00%

Detailed Breakdown

Category	FY2026 *Proposed*	Total
Airport Fund - 530	$33,334	**$33,334**
Total	**$33,334**	**$33,334**

PD - Courts Expansion

Overview

Department	Public Works
Project Number	100391
Estimated Start Date	01/1/2024
Estimated Completion Date	12/31/2026

Project Location

1000 Telleen Avenue

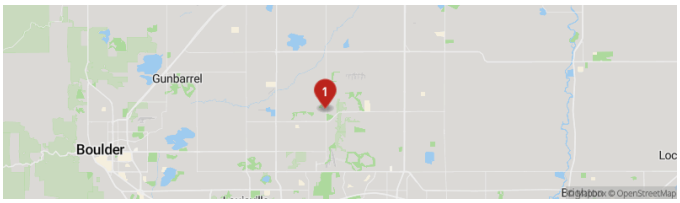

Description

This is the implementation stage of the Facility Plan created in 2021. This project covers remodeling and expanding the PD/Courts facility from 17,971 square feet to 50,000 square feet and includes design and soft cost in 2024 and 2025, and expansion cost in 2026. It follows industry standards for workstations, offices and common areas. The project also enhances the parking lot significantly, creating separate secure and public parking areas. The plan augments evidence, patrol, investigations, records, and includes a training center, fitness and expanded administrative space. Design is in process as of 2025 and staff projects construction will start in 2026; no budget rollover anticipated for 2026.

Images

Court Expansion 3.png

Site Concept

Building Concept

PD Expansion

PD Design 1.png

PD Design 2.png

PD Design 3.png

PD Design 4.png

PD Design 5.png

PD Design 6.png

PD Design 7.png


PD Design 8.png

PD Design 9.png

Details

Type of Project: Buildings/Facilities

Useful Life: 25-30 Years

Grant Information

Grant funding and IRA direct pay will be pursued if geothermal and solar are deemed feasible and within budget.

Capital Cost

FY2026 Budget
$47.3M

Total Budget (all years)
$47.3M

Project Total
$47.3M

FY2026 - FY2026 Capital Cost Breakdown

Construction	$47,266,850	100.00%

Capital Cost for Budgeted Years

Construction	$47,266,850	100.00%

Detailed Breakdown

Category	FY2026 *Proposed*	Total
Construction	$47,266,850	**$47,266,850**
Total	**$47,266,850**	**$47,266,850**

Funding Sources

FY2026 Budget
$47.3M

Total Budget (all years)
$47.3M

Project Total
$47.3M

FY2026 - FY2026 Funding Sources Breakdown

Police Facility Impact Fund - 325	**$47,266,850**	100.00%

Funding Sources for Budgeted Years

Police Facility Impact Fund - 325	**$47,266,850**	100.00%

Detailed Breakdown

Category	FY2026 *Proposed*	Total
Police Facility Impact Fund - 325	$47,266,850	**$47,266,850**
Total	**$47,266,850**	**$47,266,850**

Operational Costs

FY2026 Budget
$0

Total Budget (all years)
$1.14M

Project Total
$1.14M

Detailed Breakdown

Category	FY2027 *Proposed*	FY2028 *Proposed*	FY2029 *Proposed*	FY2030 *Proposed*	Total
Other (please specify what this is for in description above)	$285,500	$285,500	$285,500	$285,500	**$1,142,000**
Total	**$285,500**	**$285,500**	**$285,500**	**$285,500**	**$1,142,000**

Public Works Fleet Requests - New Equipment

Overview

Department Public Works

Request Description

Scorpion II MASH Trailer AttenuatorTL-3 MnDOT Spec: Safety attenuator for work zone safety. Total: 32,685.

Schwarze M6SE Mechanical Street Sweeper: Street Sweeper to clean and maintain streets in Town. Total: $395,530

International CV515: Repair and install traffic signals and street lights. Parks will also use for tree trimming and other duties. Facilities will use also when needed. Total: $257,502.

Supplemental attachments

- E11 - Street Smart Q-57626-1.pdf
- E12 - Faris Machinery Prop.pdf
- E14 - Altec 1835024.pdf
- E14 - Altec 1835024-1 specs.pdf

Capital Cost

FY2026 Budget
$686K

Total Budget (all years)
$686K

Project Total
$686K

FY2026 - FY2026 Capital Cost Breakdown

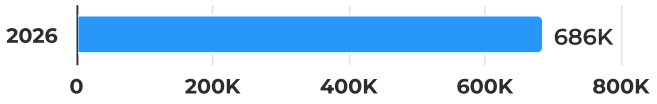

Equipment	$685,717	100.00%

Capital Cost for Budgeted Years

Equipment	$685,717	100.00%

Detailed Breakdown

Category	FY2026 *Proposed*	Total
Equipment	$685,717	**$685,717**
Total	**$685,717**	**$685,717**

Funding Sources

FY2026 Budget
$686K

Total Budget (all years)
$686K

Project Total
$686K

FY2026 - FY2026 Funding Sources Breakdown

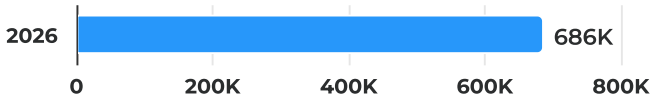

Fleet & Equipment Acquisition Fund - 400	$685,717	100.00%

Funding Sources for Budgeted Years

Fleet & Equipment Acquisition Fund - 400	$685,717	100.00%

Detailed Breakdown

Category	FY2026 *Proposed*	Total
Fleet & Equipment Acquisition Fund - 400	$685,717	**$685,717**
Total	**$685,717**	**$685,717**

Runway 16 - 32 Reconstruction

Overview

Department	Public Works
Estimated Start Date	01/1/2027
Estimated Completion Date	12/31/2028

Project Location

395 Airport Drive

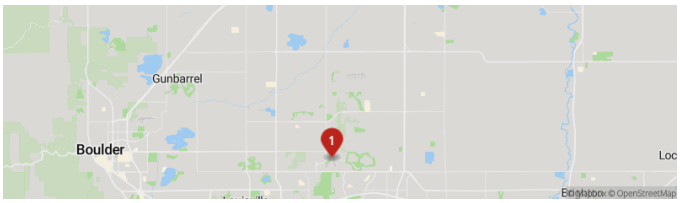

Description

Design:Using 2027 & 2028 ENT Construction: 2029 ENT Runway reconstruction to include widening, extension, and drainage improvements. Widen to 75'. Extend by ???. Hoping to fix drainage issue between A1 and A2.

Images

Airport Project.png

Details

Type of Project: Other

Grant Information

FAA ($7,975,000), CDOA ($293,055), Town ($593,056). $3,000,000 of the drainage work is only FAA (90%) and Town (10%) funded. Transfers from Yuma, Walsenburg, and La Junta.

Capital Cost

FY2026 Budget
$0

Total Budget (all years)
$593K

Project Total
$593K

FY2028 - FY2029 Capital Cost Breakdown

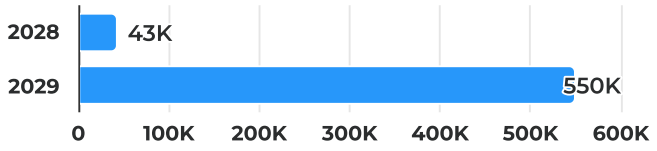

Construction	$593,056	100.00%

Capital Cost for Budgeted Years

Construction	$593,056	100.00%

Detailed Breakdown

Category	FY2028 *Proposed*	FY2029 *Proposed*	Total
Construction	$43,056	$550,000	**$593,056**
Total	**$43,056**	**$550,000**	**$593,056**

Funding Sources

FY2026 Budget
$0

Total Budget (all years)
$593K

Project Total
$593K

FY2028 - FY2029 Funding Sources Breakdown

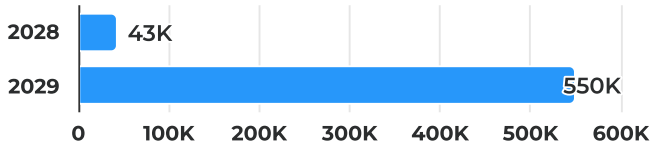

Airport Fund - 530	**$593,056**	100.00%

Funding Sources for Budgeted Years

Airport Fund - 530	**$593,056**	100.00%

Detailed Breakdown

Category	FY2028 *Proposed*	FY2029 *Proposed*	Total
Airport Fund - 530	$43,056	$550,000	**$593,056**
Total	**$43,056**	**$550,000**	**$593,056**

Street Maintenance Projects

Overview

Department Public Works

Project Number 100378

Project Location

Description

Through a combination of repair, resurfacing, and modernizing the Annual Street Maintenance Work restores existing asphalt road infrastructure, ensuring smoother and safer travel for motorists while cost-effectively extending the lifespan of roadways. Roads needing improvements are identified and prioritized using vehicle mounted pavement evaluation systems. This annual level of funding is adjusted to maintain a minimum Pavement Condition Index (PCI) rating of 80 PCI based on long-term goals. The 2025 scan completed by Streetlogix showed the PCI increased, indicating road conditions across Town improved. Based on this updated data, staff will revise our 5-year plan.

Images

Current Conditions - Dogwood Dr

Current Conditions - Lilac Cir

Current Conditions -

Details

Type of Project: Transportation/Streets

Useful Life: 10-20 yrs depending on treatment

Supplemental Attachments

2024 Street Maintenance Project

Capital Cost

FY2026 Budget
$4.5M

Total Budget (all years)
$25M

Project Total
$25M

FY2026 - FY2030 Capital Cost Breakdown

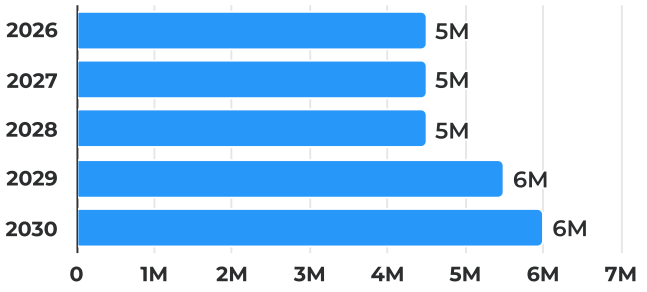

Construction	$25,000,000	100.00%

Capital Cost for Budgeted Years



Construction	$25,000,000	100.00%

Detailed Breakdown

Category	FY2026 *Proposed*	FY2027 *Proposed*	FY2028 *Proposed*	FY2029 *Proposed*	FY2030 *Proposed*	Total
Construction	$4,500,000	$4,500,000	$4,500,000	$5,500,000	$6,000,000	**$25,000,000**
Total	**$4,500,000**	**$4,500,000**	**$4,500,000**	**$5,500,000**	**$6,000,000**	**$25,000,000**

Funding Sources

FY2026 Budget
$4.5M

Total Budget (all years)
$25M

Project Total
$25M

FY2026 - FY2030 Funding Sources Breakdown

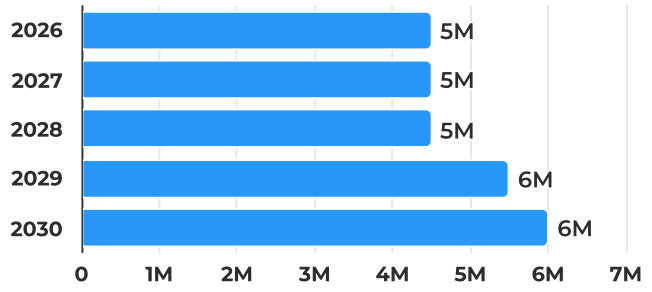

Capital Improvement Fund - 110	**$25,000,000**	100.00%

Funding Sources for Budgeted Years



Capital Improvement Fund - 110	**$25,000,000**	100.00%

Detailed Breakdown

Category	FY2026 *Proposed*	FY2027 *Proposed*	FY2028 *Proposed*	FY2029 *Proposed*	FY2030 *Proposed*	Total
Capital Improvement Fund - 110	$4,500,000	$4,500,000	$4,500,000	$5,500,000	$6,000,000	**$25,000,000**
Total	**$4,500,000**	**$4,500,000**	**$4,500,000**	**$5,500,000**	**$6,000,000**	**$25,000,000**

Operational Costs

FY2026 Budget
$4.37K

Total Budget (all years)
$23.7K

Project Total
$23.7K

Detailed Breakdown

Category	FY2026 *Proposed*	FY2027 *Proposed*	FY2028 *Proposed*	FY2029 *Proposed*	FY2030 *Proposed*	Total
Other (please specify in description above)	$4,367	$4,541	$4,723	$4,912	$5,108	**$23,651**
Total	**$4,367**	**$4,541**	**$4,723**	**$4,912**	**$5,108**	**$23,651**

Town Center - North Roundabout

Overview

Department	Public Works
Project Number	100369
Estimated Start Date	01/1/2021
Estimated Completion Date	12/31/2027

Project Location

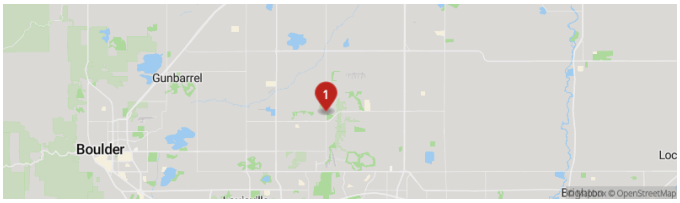

Description

The Erie Town Center - North Roundabout Project will serve as a gateway with new infrastructure improvements for a future 145-acre development (Town Center Plan) at the intersection of E. County Line Road and Maxwell Avenue. This roundabout will assist and advance progress on the planned Town Center development and better situate the County Line Road corridor for increased traffic, bicyclists, pedestrians, and safety. The multimodal project consists of a key roundabout, promoting traffic calming for a growing community as well as access to the Town Center and includes construction of the following:

- 88-ft inscribed circle diameter
- 8-ft-wide sidewalks and pedestrian crossings
- 5 and 6-ft-wide bike ramps
- 50-ft landscape central island
- splitter islands/medians
- 15-ft-wide truck apron
- roadway transitions to the roundabout
- applicable striping, signage, and roadway lighting
- demolition of existing infrastructure
- identifying all utilities to be relocated
- drainage facilities
- allowance for future four-lane widening
- roadway improvements for Pinnacle Blvd.

Images

North roundabout conceptual

Details

Type of Project: Transportation/Streets

Useful Life: 30+

Supplemental Attachments

North Roundabout Graphics.pdf

Capital Cost

FY2026 Budget
$100K

Total Budget (all years)
$100K

Project Total
$100K

FY2026 - FY2026 Capital Cost Breakdown

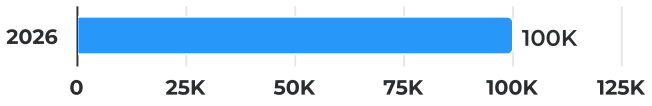

Construction	**$100,000**	100.00%

Capital Cost for Budgeted Years

Construction	**$100,000**	100.00%

Detailed Breakdown

Category	FY2026 *Proposed*	Total
Construction	$100,000	**$100,000**
Total	**$100,000**	**$100,000**

Funding Sources

FY2026 Budget
$100K

Total Budget (all years)
$100K

Project Total
$100K

FY2026 - FY2026 Funding Sources Breakdown

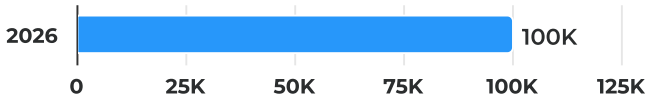

Transportation Impact Fund - 300 **$100,000** 100.00%

Funding Sources for Budgeted Years



Transportation Impact Fund - 300 **$100,000** 100.00%

Detailed Breakdown

Category	FY2026 *Proposed*	Total
Transportation Impact Fund - 300	$100,000	**$100,000**
Total	**$100,000**	**$100,000**

Traffic Calming

Overview

Department Public Works

Project Number 100170

Description

Neighborhood Speed Management Program for evaluation and any identified mitigation efforts. Traffic calming measures will be looked at on a case by case basis Town wide. Addressing findings of the NSMP. 2025 this line will have $100k for NSMP program management. Starting in 2028 the NSMP will start to program projects for construction. Additional money will be budgeted as projects are identified.

Details

Type of Project: Transportation/Streets

Useful Life: 20

Capital Cost

FY2026 Budget
$0

Total Budget (all years)
$400K

Project Total
$400K

FY2027 - FY2030 Capital Cost Breakdown

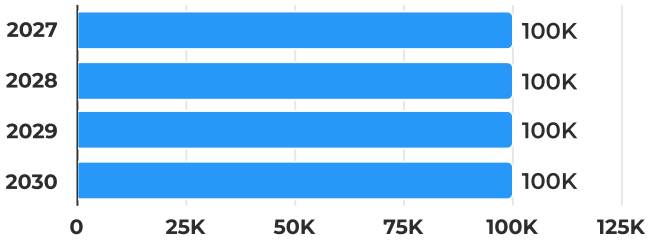

Construction **$400,000** 100.00%

Capital Cost for Budgeted Years



Construction **$400,000** 100.00%

Detailed Breakdown

Category	FY2027 *Proposed*	FY2028 *Proposed*	FY2029 *Proposed*	FY2030 *Proposed*	Total
Construction	$100,000	$100,000	$100,000	$100,000	**$400,000**
Total	**$100,000**	**$100,000**	**$100,000**	**$100,000**	**$400,000**

Funding Sources

FY2026 Budget
$0

Total Budget (all years)
$400K

Project Total
$400K

FY2027 - FY2030 Funding Sources Breakdown

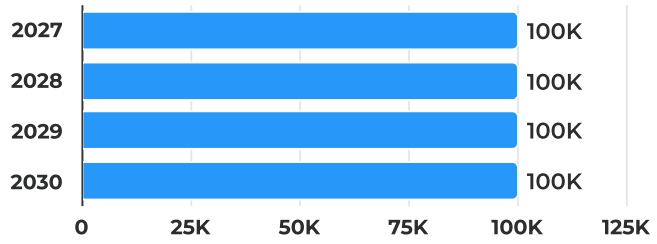

Capital Improvement Fund - 110 **$400,000** 100.00%

Funding Sources for Budgeted Years



Capital Improvement Fund - 110 **$400,000** 100.00%

Detailed Breakdown

Category	FY2027 *Proposed*	FY2028 *Proposed*	FY2029 *Proposed*	FY2030 *Proposed*	Total
Capital Improvement Fund - 110	$100,000	$100,000	$100,000	$100,000	**$400,000**
Total	**$100,000**	**$100,000**	**$100,000**	**$100,000**	**$400,000**

Traffic Mitigation

Overview

Department Public Works

Project Number 100177

Description

Flexibility to respond to community concerns regarding traffic/transportation. This allows staff to be more responsible and flexible in identifying areas of concern in the Town that may need to be addressed with engineering solutions. Examples would be corridor safety evaluations, crossing treatment evaluations, stop warrants, HAWK warrants, signal warrants, etc. These analyses would identify projects that would be later programmed for construction - including the Meadowlark School, Sheridan and Ridgeview Signal project, and others.

Details

Type of Project: Transportation/Streets

Grant Information

For school projects, will likely pursue safe routes to school funding when planning phase is complete. Safety Projects may qualify for SS4A grants.

Capital Cost

FY2026 Budget
$50K

Total Budget (all years)
$250K

Project Total
$250K

FY2026 - FY2030 Capital Cost Breakdown

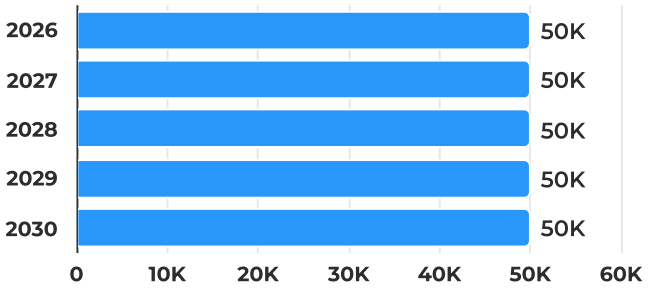

Construction	$250,000	100.00%

Capital Cost for Budgeted Years

Construction	$250,000	100.00%

Detailed Breakdown

Category	FY2026 *Proposed*	FY2027 *Proposed*	FY2028 *Proposed*	FY2029 *Proposed*	FY2030 *Proposed*	Total
Construction	$50,000	$50,000	$50,000	$50,000	$50,000	**$250,000**
Total	**$50,000**	**$50,000**	**$50,000**	**$50,000**	**$50,000**	**$250,000**

Funding Sources

FY2026 Budget
$50K

Total Budget (all years)
$250K

Project Total
$250K

FY2026 - FY2030 Funding Sources Breakdown

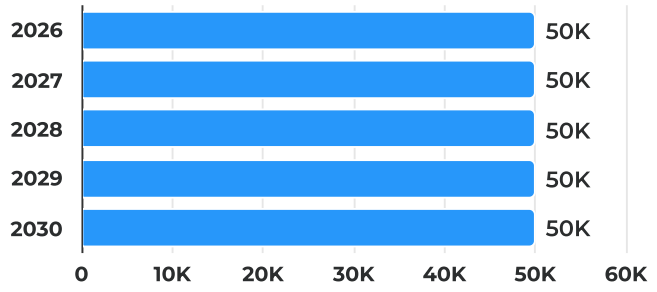

Capital Improvement Fund - 110 **$250,000** 100.00%

Funding Sources for Budgeted Years



Capital Improvement Fund - 110 **$250,000** 100.00%

Detailed Breakdown

Category	FY2026 *Proposed*	FY2027 *Proposed*	FY2028 *Proposed*	FY2029 *Proposed*	FY2030 *Proposed*	Total
Capital Improvement Fund - 110	$50,000	$50,000	$50,000	$50,000	$50,000	**$250,000**
Total	**$50,000**	**$50,000**	**$50,000**	**$50,000**	**$50,000**	**$250,000**

Traffic Signal Improvements

Overview

Department Public Works

Project Number 100423

Project Location

Description

Implement comprehensive improvements to traffic signal systems to enhance efficiency, safety, and overall traffic flow within Erie. By leveraging modern technologies and innovative strategies, we seek to address current traffic challenges and accommodate future growth while prioritizing safety for all road users. Ongoing CIP upgrades for traffic signalized intersections (ie ADA requirements for pedestrian buttons, detection cameras and cabling, traffic counts, pedestrian counts, poles, mast arms, etc). Powers & Erie Parkway intersection and Briggs & Erie Parkway intersection planned for 2024.

Traffic Signal Comm and Equip Upgrades: The traffic signals in the Town of Erie lack communication equipment and use detection systems that are limited in capabilities. This prohibits corridor signal timing on major routes in Erie. The project will replace outdated traffic equipment, add new communication equipment, and connect all of the Town's traffic signals into a centralized system. Cost estimates for the equipment purchase at all traffic signal locations (20 including the newest Sheridan/Ridge signal) totals $864,500.00. The labor for installation, system connectivity, and training will cost $160,000 after the equipment is delivered and prepared at the distribution center.

Details

Type of Project: Transportation/Streets

Useful Life: 10-20

Capital Cost

FY2026 Budget
$964K

Total Budget (all years)
$1.57M

Project Total
$1.57M

FY2026 - FY2030 Capital Cost Breakdown

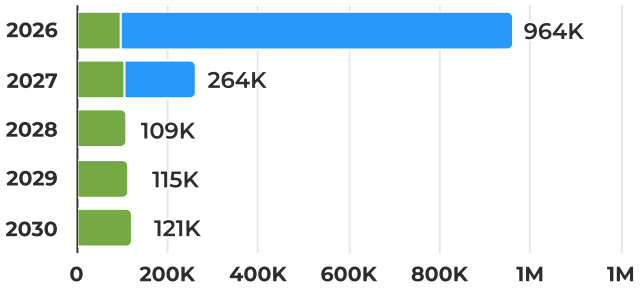

Other	$1,024,500	65.14%
Construction	$548,281	34.86%

Capital Cost for Budgeted Years

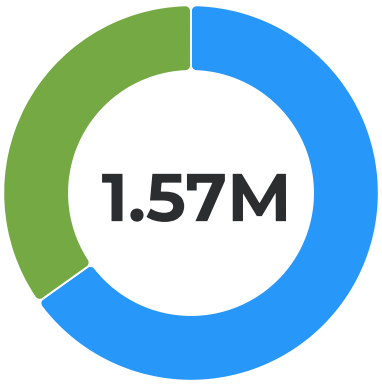

Other	$1,024,500	65.14%
Construction	$548,281	34.86%

Detailed Breakdown

Category	FY2026 *Proposed*	FY2027 *Proposed*	FY2028 *Proposed*	FY2029 *Proposed*	FY2030 *Proposed*	Total
Other	$864,500	$160,000	$0	$0	$0	**$1,024,500**
Construction	$99,225	$104,187	$109,396	$114,865	$120,608	**$548,281**
Total	**$963,725**	**$264,187**	**$109,396**	**$114,865**	**$120,608**	**$1,572,781**

Funding Sources

FY2026 Budget
$964K

Total Budget (all years)
$1.57M

Project Total
$1.57M

FY2026 - FY2030 Funding Sources Breakdown

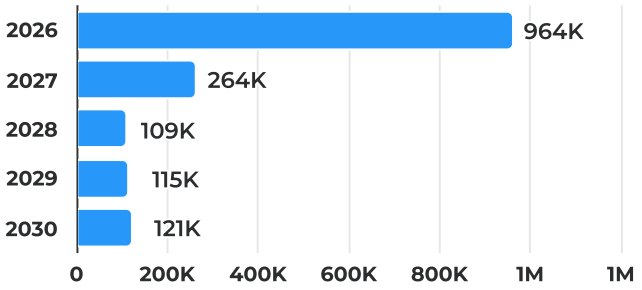

Capital Improvement Fund - 110 **$1,572,781** 100.00%

Funding Sources for Budgeted Years



Capital Improvement Fund - 110 **$1,572,781** 100.00%

Detailed Breakdown

Category	FY2026 *Proposed*	FY2027 *Proposed*	FY2028 *Proposed*	FY2029 *Proposed*	FY2030 *Proposed*	Total
Capital Improvement Fund - 110	$963,725	$264,187	$109,396	$114,865	$120,608	**$1,572,781**
Total	**$963,725**	**$264,187**	**$109,396**	**$114,865**	**$120,608**	**$1,572,781**

Risk

FY26 - FY30 Risk Projects

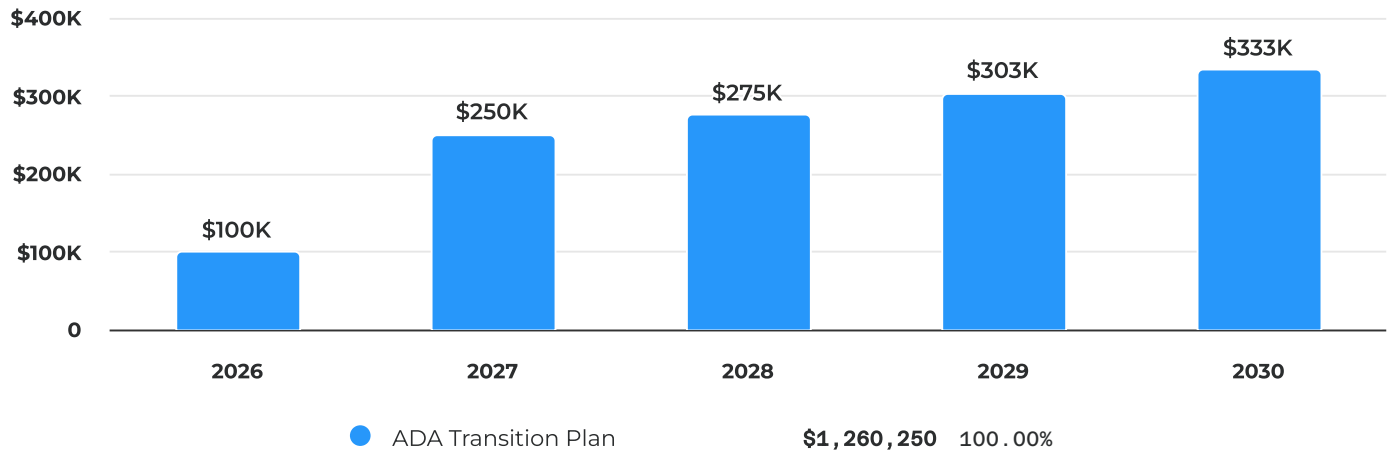

Summary of Requests

Project No. / Category		FY2026	FY2027	FY2028	FY2029	FY2030	Total
260000	ADA Transition Plan	$100,000	$250,000	$275,000	$302,500	$332,750	**$1,260,250**
Total Summary of Requests		**$100,000**	**$250,000**	**$275,000**	**$302,500**	**$332,750**	**$1,260,250**

ADA Transition Plan

Overview

Department Risk

Project Number 260000

Description

With the ADA Audit wrapping up, and an anticipated $88M for full implementation of the ADA Transition Plan, the Transportation Division is requesting ~$3.5M in initial capital funds to start the design and early implementation of the ADA Transition Plan that can be delivered through the current workforce/process. The audit will demonstrate priorities from the larger list that will be presented separately. The goal is to demonstrate compliance with the Transition Plan by adhering to the timeline and demonstrating progress with available staffing resources.

Images

Assessment

Details

Type of Project: Other

Useful Life: 25

Capital Cost

FY2026 Budget
$100K

Total Budget (all years)
$1.26M

Project Total
$1.26M

FY2026 - FY2030 Capital Cost Breakdown

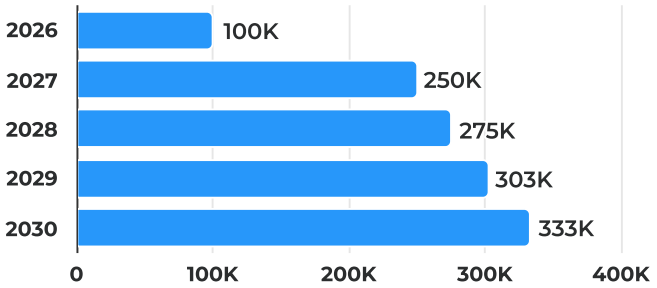

Construction	$1,260,250	100.00%

Capital Cost for Budgeted Years

Construction	$1,260,250	100.00%

Detailed Breakdown

Category	FY2026 *Proposed*	FY2027 *Proposed*	FY2028 *Proposed*	FY2029 *Proposed*	FY2030 *Proposed*	Total
Construction	$100,000	$250,000	$275,000	$302,500	$332,750	**$1,260,250**
Total	**$100,000**	**$250,000**	**$275,000**	**$302,500**	**$332,750**	**$1,260,250**

Funding Sources

FY2026 Budget
$100K

Total Budget (all years)
$1.26M

Project Total
$1.26M

FY2026 - FY2030 Funding Sources Breakdown

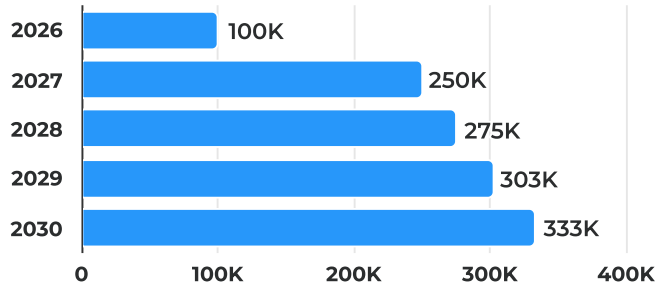

Capital Improvement Fund - 110 **$1,260,250** 100.00%

Funding Sources for Budgeted Years

Capital Improvement Fund - 110 **$1,260,250** 100.00%

Detailed Breakdown

Category	FY2026 *Proposed*	FY2027 *Proposed*	FY2028 *Proposed*	FY2029 *Proposed*	FY2030 *Proposed*	Total
Capital Improvement Fund - 110	$100,000	$250,000	$275,000	$302,500	$332,750	**$1,260,250**
Total	**$100,000**	**$250,000**	**$275,000**	**$302,500**	**$332,750**	**$1,260,250**

Utilities

FY26 - FY30 Utilities Projects

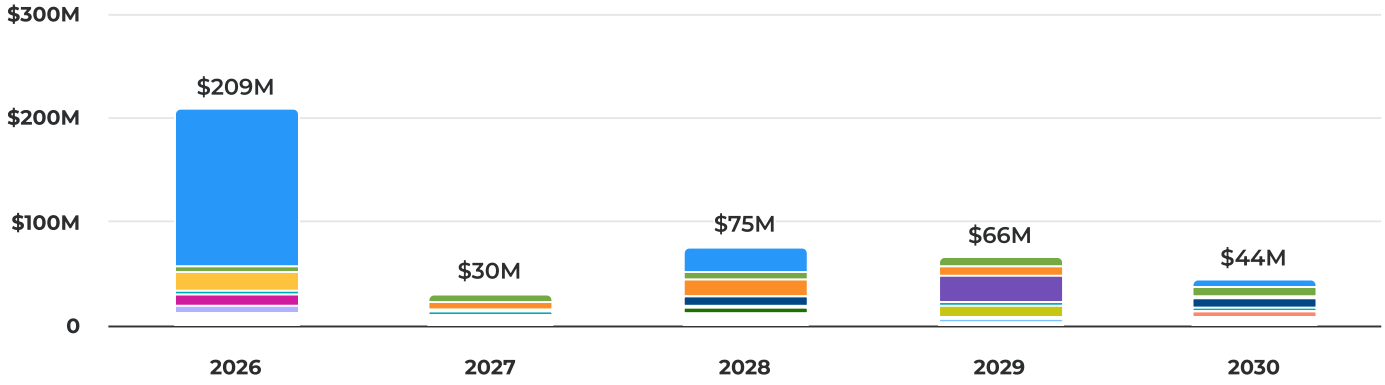

Water Treatment Facility - New	$183,488,000	43.32%
NISP	$37,358,750	8.82%
Sewer Trunk Line - Erie Gateway	$33,523,688	7.91%
Future upgrades to NWRF	$27,500,000	6.49%
Zone 3 Water Tank	$19,091,872	4.51%
Coal Creek Improvements	$17,900,000	4.23%
Windy Gap Firming Project	$15,897,300	3.75%
Coal Creek Reach 2 and 4	$11,554,901	2.73%
LRMWTF GAC Expansion	$11,000,000	2.60%
LRMWTF Plant 1 Filter System Upgrade	$6,000,000	1.42%
Old Town Outfall Capacity Improvement	$5,450,000	1.29%
Highway 52 Drainage Crossing	$5,250,000	1.24%
NWRF to HWY 52 & WCR5 (reimb)	$5,250,000	1.24%
Water Meters - Replacements	$4,542,467	1.07%
Upsizing Waterlines - Developer Reimbursements	$4,500,000	1.06%
NWRF Improvements	$4,250,000	1.00%
Airport Drainage Improvements	$3,505,000	0.83%
NISP Conveyance Easement Acquisitions	$3,312,500	0.78%
LRMWTF Plant 2 Membrane Replacements	$3,000,000	0.71%
Replace AC from Airport Drive East to end of AC	$2,350,000	0.55%
Solar at NWRF	$2,256,458	0.53%
111th Street Improvements	$2,100,000	0.50%
Water Meters - New	$1,881,935	0.44%
Convert Re-Use to Zone 1 Potable	$1,750,000	0.41%

Culvert Replacement	**$1,732,400**	0.41%
Meter Pit Relocation	**$1,498,100**	0.35%
County Line Road AC Line Replacement	**$1,100,000**	0.26%
Erie Lake Repairs	**$1,000,000**	0.24%
Sewer Rehabilitation	**$770,000**	0.18%
NWRF Equipment Replacements	**$500,000**	0.12%
LRMWTF Upgrades	**$500,000**	0.12%
LRMWTF Equipment Replacements	**$500,000**	0.12%
Coal Creek - North of Kenosha	**$450,000**	0.11%
LRMWTF PLC Replacements	**$450,000**	0.11%
Utilities Drainage Operations Fleet Requests - New Equipment	**$421,520**	0.10%
Briggs Alleyway Storm Water Improvements	**$400,000**	0.09%
Storm Pipe Rehab	**$218,000**	0.05%
LRMWTF Radio Network -SCADA	**$200,000**	0.05%
Utilities Distribution Fleet Requests - New Equipment	**$177,359**	0.04%
Reuse System Improvements	**$150,000**	0.04%
NWRF Instrument Replacements	**$125,000**	0.03%
Storm Structure Rehabilitation	**$112,000**	0.03%
Valve Rehabilitation	**$101,300**	0.02%
LRMWTF Instrument Replacements	**$100,000**	0.02%
Hydrant Meter Replacements	**$95,500**	0.02%
Upsize Sanitary Sewer in WCR 7	**$76,410**	0.02%
Coal Creek From Levee to RR Tracks	**$75,000**	0.02%
NWTF Upgrades	**$60,000**	0.01%
PRV Replacement Plan	**$53,000**	0.01%
Other Equipment - Fleet	**$10,500**	0.00%

Summary of Requests

Project No. / Category		FY2026	FY2027	FY2028	FY2029	FY2030	Total
100365	Water Treatment Facility - New	$151,683,000	$0	$24,421,000	$0	$7,384,000	**$183,488,000**
100007	NISP	$4,858,750	$7,600,000	$7,200,000	$8,300,000	$9,400,000	**$37,358,750**
247015	Sewer Trunk Line - Erie Gateway	$0	$6,162,600	$16,096,455	$9,363,508	$1,901,125	**$33,523,688**
--	Future upgrades to NWRF	$0	$2,500,000	$0	$25,000,000	$0	**$27,500,000**
100364	Zone 3 Water Tank	$19,091,872	$0	$0	$0	$0	**$19,091,872**
100062	Coal Creek Improvements	$0	$400,000	$8,000,000	$500,000	$9,000,000	**$17,900,000**
100005	Windy Gap Firming Project	$2,869,000	$3,488,000	$3,216,100	$3,181,100	$3,143,100	**$15,897,300**
100394	Coal Creek Reach 2 and 4	$11,554,901	$0	$0	$0	$0	**$11,554,901**
--	LRMWTF GAC Expansion	$0	$0	$0	$11,000,000	$0	**$11,000,000**
257505	LRMWTF Plant 1 Filter System Upgrade	$6,000,000	$0	$0	$0	$0	**$6,000,000**

Project No. / Category		FY2026	FY2027	FY2028	FY2029	FY2030	Total
267501	Old Town Outfall Capacity Improvement	$0	$500,000	$150,000	$0	$4,800,000	**$5,450,000**
257524	Highway 52 Drainage Crossing	$250,000	$0	$5,000,000	$0	$0	**$5,250,000**
100395	NWRF to HWY 52 & WCR5 (reimb)	$1,050,000	$1,050,000	$1,050,000	$1,050,000	$1,050,000	**$5,250,000**
100001	Water Meters - Replacements	$836,605	$1,048,553	$715,204	$1,002,427	$939,678	**$4,542,467**
267506	Upsizing Waterlines - Developer Reimbursements	$1,000,000	$0	$1,500,000	$0	$2,000,000	**$4,500,000**
247014	NWRF Improvements	$750,000	$1,000,000	$1,250,000	$500,000	$750,000	**$4,250,000**
257523	Airport Drainage Improvements	$0	$0	$405,000	$3,100,000	$0	**$3,505,000**
257513	NISP Conveyance Easement Acquisitions	$662,500	$662,500	$662,500	$662,500	$662,500	**$3,312,500**
--	LRMWTF Plant 2 Membrane Replacements	$0	$0	$1,500,000	$0	$1,500,000	**$3,000,000**
267505	Replace AC from Airport Drive East to end of AC	$0	$400,000	$1,950,000	$0	$0	**$2,350,000**
247013	Solar at NWRF	$2,256,458	$0	$0	$0	$0	**$2,256,458**
257522	111th Street Improvements	$1,100,000	$1,000,000	$0	$0	$0	**$2,100,000**
100002	Water Meters - New	$357,194	$367,303	$377,412	$384,991	$395,035	**$1,881,935**
100417	Convert Re-Use to Zone 1 Potable	$0	$1,750,000	$0	$0	$0	**$1,750,000**
257520	Culvert Replacement	$530,000	$288,700	$296,600	$304,600	$312,500	**$1,732,400**
257510	Meter Pit Relocation	$283,600	$291,600	$299,600	$307,600	$315,700	**$1,498,100**
--	County Line Road AC Line Replacement	$0	$400,000	$700,000	$0	$0	**$1,100,000**
257502	Erie Lake Repairs	$1,000,000	$0	$0	$0	$0	**$1,000,000**
100115	Sewer Rehabilitation	$380,000	$0	$0	$390,000	$0	**$770,000**
257516	NWRF Equipment Replacements	$100,000	$100,000	$100,000	$100,000	$100,000	**$500,000**
257506	LRMWTF Upgrades	$100,000	$100,000	$100,000	$100,000	$100,000	**$500,000**
257501	LRMWTF Equipment Replacements	$100,000	$100,000	$100,000	$100,000	$100,000	**$500,000**
267508	Coal Creek - North of Kenosha	$150,000	$150,000	$150,000	$0	$0	**$450,000**
267503	LRMWTF PLC Replacements	$225,000	$225,000	$0	$0	$0	**$450,000**
--	Utilities Drainage Operations Fleet Requests - New Equipment	$421,520	$0	$0	$0	$0	**$421,520**
150000	Briggs Alleyway Storm Water Improvements	$400,000	$0	$0	$0	$0	**$400,000**
267502	Storm Pipe Rehab	$41,200	$42,400	$43,600	$44,800	$46,000	**$218,000**
--	LRMWTF Radio Network -SCADA	$0	$200,000	$0	$0	$0	**$200,000**
--	Utilities Distribution Fleet Requests - New Equipment	$177,359	$0	$0	$0	$0	**$177,359**
267504	Reuse System Improvements	$50,000	$0	$50,000	$0	$50,000	**$150,000**
257517	NWRF Instrument Replacements	$25,000	$25,000	$25,000	$25,000	$25,000	**$125,000**
257521	Storm Structure Rehabilitation	$21,200	$21,800	$22,400	$23,000	$23,600	**$112,000**
257503	Valve Rehabilitation	$54,400	$11,200	$11,600	$11,900	$12,200	**$101,300**
257507	LRMWTF Instrument Replacements	$20,000	$20,000	$20,000	$20,000	$20,000	**$100,000**
257504	Hydrant Meter Replacements	$18,300	$18,700	$19,100	$19,500	$19,900	**$95,500**
267507	Upsize Sanitary Sewer in WCR 7	$76,410	$0	$0	$0	$0	**$76,410**
100225	Coal Creek From Levee to RR Tracks	$75,000	$0	$0	$0	$0	**$75,000**
--	NWTF Upgrades	$0	$0	$20,000	$20,000	$20,000	**$60,000**
257511	PRV Replacement Plan	$11,200	$11,500	$11,800	$12,200	$6,300	**$53,000**

Project No. / Category		FY2026	FY2027	FY2028	FY2029	FY2030	Total
--	Other Equipment - Fleet	$10,500	$0	$0	$0	$0	**$10,500**
Total Summary of Requests		**$208,590,969**	**$29,934,856**	**$75,463,371**	**$65,523,126**	**$44,076,638**	**$423,588,960**

111th Street Improvements

Overview

Department	Utilities
Project Number	257522
Estimated Start Date	01/1/2025
Estimated Completion Date	12/31/2027

Project Location

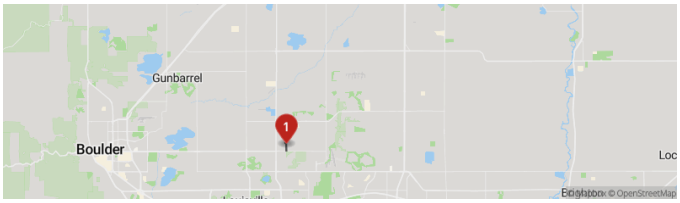

Description

This project will be in partnership with Mile High Flood District (MHFD) to design and construct drainage improvements on and around 111th Street from Flatiron Meadows Blvd to Arapahoe Road. The intent of this project is to address drainage overtopping 111th as an existing condition. MHFD will typically cost share 50% with the Town and is partnering with the conceptual evaluations to start.

Images

Outfall System Plan for 111th Street

Details

Type of Project: Utilities (Water/Sewer)

Useful Life: 60

Grant Information

MHFD has agreeded to assist the Town with $150,000 in 2025. Once the design and a cost estimate is determined, we can ask for assistance with the construction. MHFD funds up to 50% for construction projects.

Capital Cost

FY2026 Budget
$1.1M

Total Budget (all years)
$2.1M

Project Total
$2.1M

FY2026 - FY2027 Capital Cost Breakdown

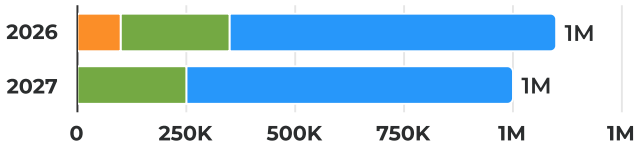

Construction	$1,500,000	71.43%
Contingency	$500,000	23.81%
Easements	$100,000	4.76%

Capital Cost for Budgeted Years

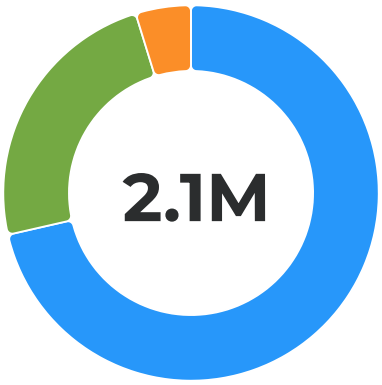

Construction	$1,500,000	71.43%
Contingency	$500,000	23.81%
Easements	$100,000	4.76%

Detailed Breakdown

Category	FY2026 *Proposed*	FY2027 *Proposed*	Total
Construction	$750,000	$750,000	**$1,500,000**
Contingency	$250,000	$250,000	**$500,000**
Easements	$100,000	$0	**$100,000**
Total	**$1,100,000**	**$1,000,000**	**$2,100,000**

Funding Sources

FY2026 Budget
$1.1M

Total Budget (all years)
$2.1M

Project Total
$2.1M

FY2026 - FY2027 Funding Sources Breakdown

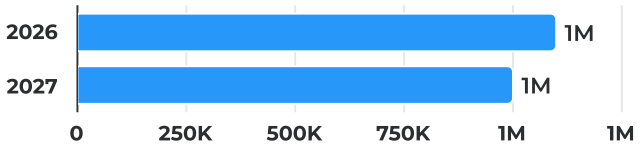

Storm Drainage Operating Fund - 520	**$2,100,000**	100.00%

Funding Sources for Budgeted Years

Storm Drainage Operating Fund - 520	**$2,100,000**	100.00%

Detailed Breakdown

Category	FY2026 *Proposed*	FY2027 *Proposed*	Total
Storm Drainage Operating Fund - 520	$1,100,000	$1,000,000	**$2,100,000**
Total	**$1,100,000**	**$1,000,000**	**$2,100,000**

Airport Drainage Improvements

Overview

Department	Utilities
Project Number	257523
Estimated Start Date	01/1/2026
Estimated Completion Date	12/31/2027

Project Location

395 Airport Drive

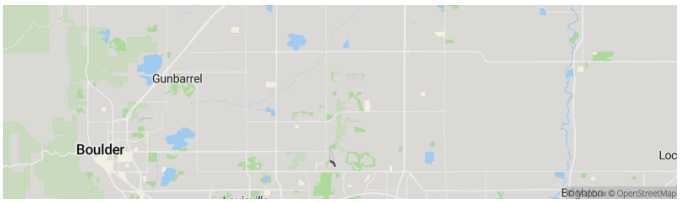

Description

Improve drainage south of the airport. Drainage Easements exist, but may need additional easements for construction. OSP Recommendation, begin design and construction of a 8' x 6' RCBC and a 9'x4' RCBC to replace undersized culverts due to development.

Images

Airport Drainage 1.png

Airport Drainage 2.png

Details

Type of Project: Utilities (Water/Sewer)

Useful Life: 50

Capital Cost

FY2026 Budget
$0

Total Budget (all years)
$3.51M

Project Total
$3.51M

FY2028 - FY2029 Capital Cost Breakdown

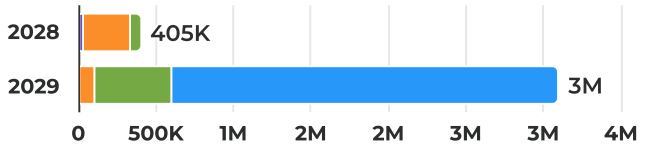

Construction	$2,500,000	71.33%
Contingency	$575,000	16.41%
Engineering/Planning	$400,000	11.41%
Property Acquisition	$30,000	0.86%

Capital Cost for Budgeted Years

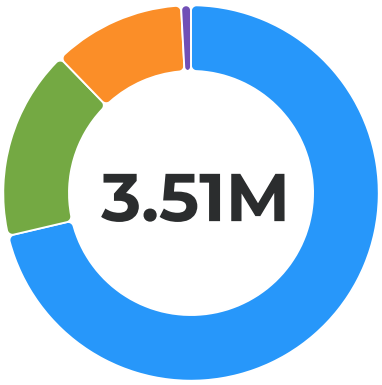

Construction	$2,500,000	71.33%
Contingency	$575,000	16.41%
Engineering/Planning	$400,000	11.41%
Property Acquisition	$30,000	0.86%

Detailed Breakdown

Category	FY2028 *Proposed*	FY2029 *Proposed*	Total
Construction	$0	$2,500,000	**$2,500,000**
Contingency	$75,000	$500,000	**$575,000**
Engineering/Planning	$300,000	$100,000	**$400,000**
Property Acquisition	$30,000	$0	**$30,000**
Total	**$405,000**	**$3,100,000**	**$3,505,000**

Funding Sources

FY2026 Budget
$0

Total Budget (all years)
$3.51M

Project Total
$3.51M

FY2028 - FY2029 Funding Sources Breakdown

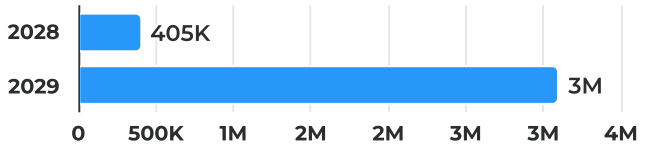

Storm Drainage Operating Fund - 520	**$3,505,000**	100.00%

Funding Sources for Budgeted Years

Storm Drainage Operating Fund - 520	**$3,505,000**	100.00%

Detailed Breakdown

Category	FY2028 *Proposed*	FY2029 *Proposed*	Total
Storm Drainage Operating Fund - 520	$405,000	$3,100,000	**$3,505,000**
Total	**$405,000**	**$3,100,000**	**$3,505,000**

Briggs Alleyway Storm Water Improvements

Overview

Department	Utilities
Project Number	150000
Estimated Start Date	01/1/2024
Estimated Completion Date	12/31/2026

Project Location

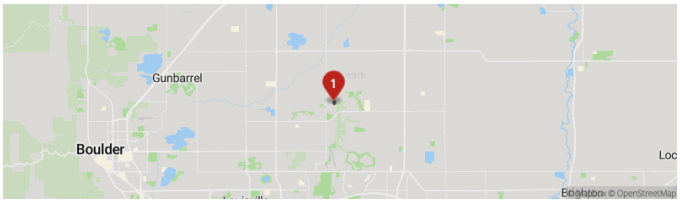

Description

Address deficiencies in existing storm water drainage system in alleyways of 500 and 600 blocks of Briggs Street, and build new storm drainage improvements to support development and redevelopment in Downtown Erie. In collaboration with Economic Development. Easement acquisition is for 42 parcels and includes $75,000 for acquisition services consultant. $150,000 for CM Services included in line item Other.

2025 update: currently in design; construction expected in 2026.

Details

Type of Project: Utilities (Water/Sewer)

Useful Life: 40

Capital Cost

FY2026 Budget
$400K

Total Budget (all years)
$400K

Project Total
$400K

FY2026 - FY2026 Capital Cost Breakdown

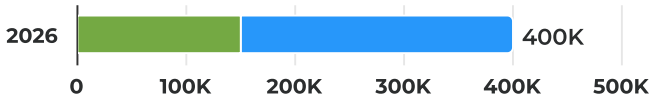

Property Acquisition	$250,000	62.50%
Other	$150,000	37.50%

Capital Cost for Budgeted Years

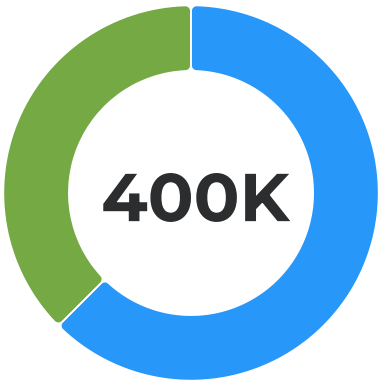

Property Acquisition	$250,000	62.50%
Other	$150,000	37.50%

Detailed Breakdown

Category	FY2026 *Proposed*	Total
Property Acquisition	$250,000	**$250,000**
Other	$150,000	**$150,000**
Total	**$400,000**	**$400,000**

Funding Sources

FY2026 Budget
$400K

Total Budget (all years)
$400K

Project Total
$400K

FY2026 - FY2026 Funding Sources Breakdown

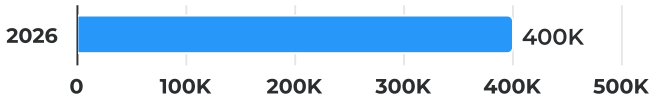

Storm Drainage Impact Fund - 340	**$400,000**	100.00%

Funding Sources for Budgeted Years



Storm Drainage Impact Fund - 340	**$400,000**	100.00%

Detailed Breakdown

Category	FY2026 *Proposed*	Total
Storm Drainage Impact Fund - 340	$400,000	**$400,000**
Total	**$400,000**	**$400,000**

Coal Creek - North of Kenosha

Overview

Department Utilities

Project Number 267508

Project Location

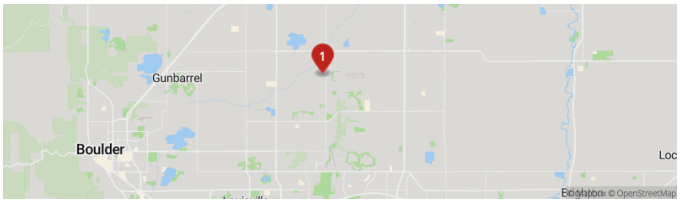

Description

The 30% plans for Coal Creek Reach 2 and 4 included constructing a siphon for the irrigation ditch. Due to complications working with the ditch company, this was removed from the FEMA funded project. The Town is now working with MHFD and Boulder County to jointly address the section including the ditch crossing. The Town gives money to MHFD and they manage the project.

Images

Plans

Details

Type of Project: Utilities (Water/Sewer)

Grant Information

MHFD will match 1/3, Boulder County 1/3 and Erie 1/3. Each entity will pay $150,000 for a total of $450,000 each year.

Capital Cost

FY2026 Budget
$150K

Total Budget (all years)
$450K

Project Total
$450K

FY2026 - FY2028 Capital Cost Breakdown

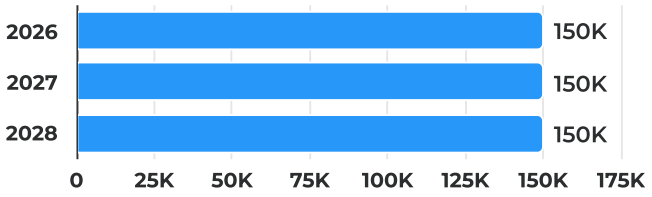

Other	**$450,000**	100.00%

Capital Cost for Budgeted Years



Other	**$450,000**	100.00%

Detailed Breakdown

Category	FY2026 *Proposed*	FY2027 *Proposed*	FY2028 *Proposed*	Total
Other	$150,000	$150,000	$150,000	**$450,000**
Total	**$150,000**	**$150,000**	**$150,000**	**$450,000**

Funding Sources

FY2026 Budget
$150K

Total Budget (all years)
$450K

Project Total
$450K

FY2026 - FY2028 Funding Sources Breakdown

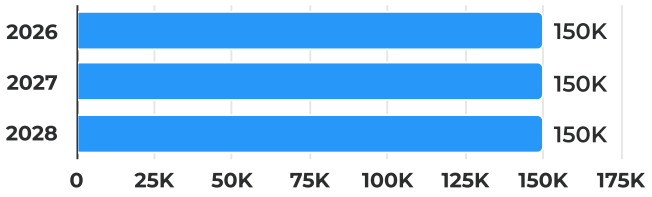

- Storm Drainage Operating Fund - 520 **$450,000** 100.00%

Funding Sources for Budgeted Years



- Storm Drainage Operating Fund - 520 **$450,000** 100.00%

Detailed Breakdown

Category	FY2026 *Proposed*	FY2027 *Proposed*	FY2028 *Proposed*	Total
Storm Drainage Operating Fund - 520	$150,000	$150,000	$150,000	**$450,000**
Total	**$150,000**	**$150,000**	**$150,000**	**$450,000**

Coal Creek From Levee to RR Tracks

Overview

Department	Utilities
Project Number	100225
Estimated Start Date	01/1/2023
Estimated Completion Date	12/31/2026

Project Location

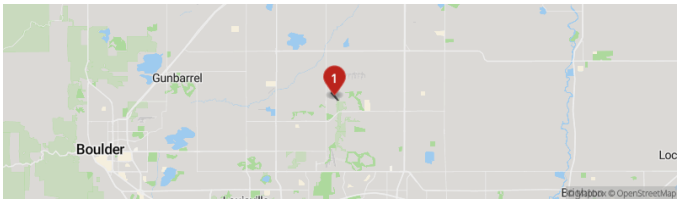

Description

Due to development, the flows in Coal Creek are projected to increase, causing the future regulated base flood elevation to rise, jeopardizing the certification of the Levee and putting more residents in Erie in the floodplain. These improvements should reduce the number of Erie residents in the flood hazard area. The conceptual design of this section was combined with other sections along Coal Creek. Under construction. Additional costs are anticipated due to the Levee Re-Certification requirement.

2025 budget update: CDPHE permit and costs associated with Lower Boulder Ditch for their review and inspections.

Images

Coal Creek from Levee to RR Tracks Map

Details

Type of Project: Utilities (Water/Sewer)

Capital Cost

FY2026 Budget
$75K

Total Budget (all years)
$75K

Project Total
$75K

FY2026 - FY2026 Capital Cost Breakdown

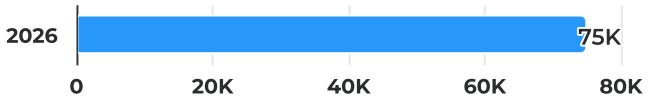

Construction	$75,000	100.00%

Capital Cost for Budgeted Years

Construction	$75,000	100.00%

Detailed Breakdown

Category	FY2026 *Proposed*	Total
Construction	$75,000	**$75,000**
Total	**$75,000**	**$75,000**

Funding Sources

FY2026 Budget
$75K

Total Budget (all years)
$75K

Project Total
$75K

FY2026 - FY2026 Funding Sources Breakdown

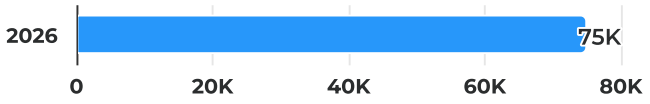

- Storm Drainage Operating Fund - 520 **$75,000** 100.00%

Funding Sources for Budgeted Years

- Storm Drainage Operating Fund - 520 **$75,000** 100.00%

Detailed Breakdown

Category	FY2026 *Proposed*	Total
Storm Drainage Operating Fund - 520	$75,000	**$75,000**
Total	**$75,000**	**$75,000**

Coal Creek Improvements

Overview

Department Utilities

Project Number 100062

Description

Revisit priorities for Coal Creek Improvements, need to include parks. This is for the areas south of Old Town. The CCRC Major Drainageway Plan identifies bank stabilization for several reaches of Coal Creek. It will be used as a guide to identify sections of Coal Creek to design creek restoration and prioritize construction. Final design for each section will follow with construction.

Images

coal creek improvements.png

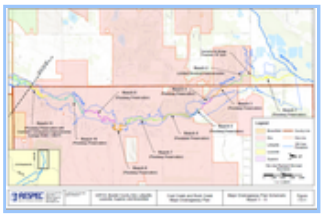

Coal Creek and Rock Creek Major Drainageway Plan

Details

Type of Project: Utilities (Water/Sewer)

Useful Life: 30

Capital Cost

FY2026 Budget
$0

Total Budget (all years)
$17.9M

Project Total
$17.9M

FY2027 - FY2030 Capital Cost Breakdown

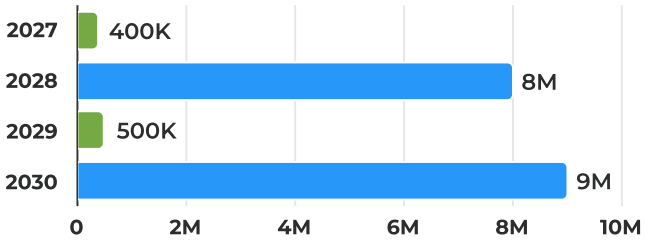

Construction	**$17,000,000**	94.97%
Engineering/Planning	**$900,000**	5.03%

Capital Cost for Budgeted Years

Construction	**$17,000,000**	94.97%
Engineering/Planning	**$900,000**	5.03%

Detailed Breakdown

Category	FY2027 *Proposed*	FY2028 *Proposed*	FY2029 *Proposed*	FY2030 *Proposed*	Total
Construction	$0	$8,000,000	$0	$9,000,000	**$17,000,000**
Engineering/Planning	$400,000	$0	$500,000	$0	**$900,000**
Total	**$400,000**	**$8,000,000**	**$500,000**	**$9,000,000**	**$17,900,000**

Funding Sources

FY2026 Budget
$0

Total Budget (all years)
$17.9M

Project Total
$17.9M

FY2027 - FY2030 Funding Sources Breakdown

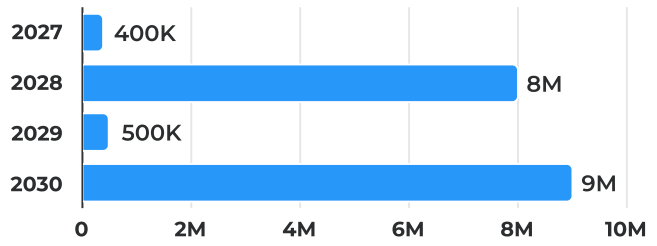

Storm Drainage Operating Fund - 520	**$17,900,000**	100.00%

Funding Sources for Budgeted Years

Storm Drainage Operating Fund - 520	**$17,900,000**	100.00%

Detailed Breakdown

Category	FY2027 *Proposed*	FY2028 *Proposed*	FY2029 *Proposed*	FY2030 *Proposed*	Total
Storm Drainage Operating Fund - 520	$400,000	$8,000,000	$500,000	$9,000,000	**$17,900,000**
Total	**$400,000**	**$8,000,000**	**$500,000**	**$9,000,000**	**$17,900,000**

Coal Creek Reach 2 and 4

Overview

Department	Utilities
Project Number	100394
Estimated Start Date	01/1/2022
Estimated Completion Date	12/31/2026

Description

Coal Creek is experiencing erosion and capacity issues. Improving the capacity and alignment of Coal Creek will enhance the safety and water quality in the Erie portion of Coal Creek and create an amenity. Staff completed a conceptual design for the section from the Old Town levee to Kenosha Road. In July 2022, staff submitted a project including Reach 2 and 4 FEMA through the State. FEMA awarded the Grant (FEMA Grant Reso 24-035) and the project is under final design. It will include land acquisition, channel restoration, and replacing the bridges at County Line Road and Kenosha Road. When the project is complete, approximately 30 structures in Weld County will be removed from the floodplain. Trails are not included in the grant; additional funds must be budgeted for trails and amenities (see Coal Creek Trail – Reach 2 and 4).

Images

Coal Creek Reach 2 & 4 - 1.png

Coal Creek Reach 2 & 4 - 2.png

Details

Type of Project: Utilities (Water/Sewer)

Grant Information

The Town is a sub applicant to the State's application to FEMA. The grant is in two phases, the first being design, permitting and preparation of construction plans, the second is construction. It is anticipated that the construction cost will be higher than originally anticipated due to the long delay is obtaining the grant funding. so additional funds beyond the grant are being requested and the cost of property which is not included in the grant.

Waiting for authorization of construction funds from FEMA for $14,049,011. Town match $1,404,901 for total of $15,453,912.

Capital Cost

FY2026 Budget
$11.6M

Total Budget (all years)
$11.6M

Project Total
$11.6M

FY2026 - FY2026 Capital Cost Breakdown

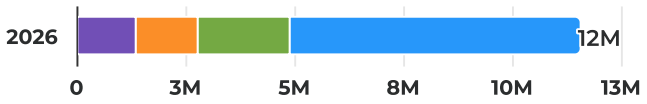

Construction	$6,650,000	57.55%
Contingency	$2,133,186	18.46%
Construction Split Account 2	$1,404,901	12.16%
Construction Split Account 3	$1,366,814	11.83%

Capital Cost for Budgeted Years

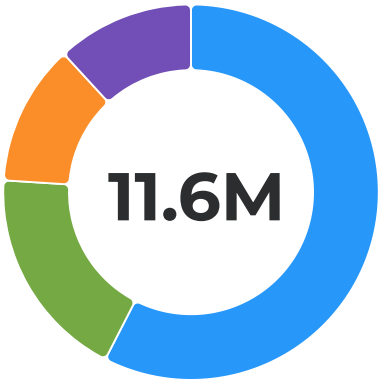

Construction	$6,650,000	57.55%
Contingency	$2,133,186	18.46%
Construction Split Account 2	$1,404,901	12.16%
Construction Split Account 3	$1,366,814	11.83%

Detailed Breakdown

Category	FY2026 *Proposed*	Total
Construction	$6,650,000	**$6,650,000**
Contingency	$2,133,186	**$2,133,186**
Construction Split Account 2	$1,404,901	**$1,404,901**
Construction Split Account 3	$1,366,814	**$1,366,814**
Total	**$11,554,901**	**$11,554,901**

Funding Sources

FY2026 Budget
$11.6M

Total Budget (all years)
$11.6M

Project Total
$11.6M

FY2026 - FY2026 Funding Sources Breakdown

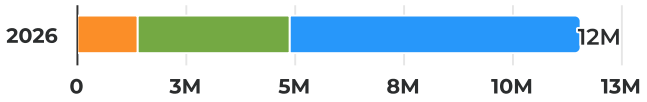

- Storm Drainage Impact Fund - 340 **$6,650,000** 57.55%
- Transportation Impact Fund - 300 **$3,500,000** 30.29%
- Storm Drainage Operating Fund - 520 **$1,404,901** 12.16%

Funding Sources for Budgeted Years

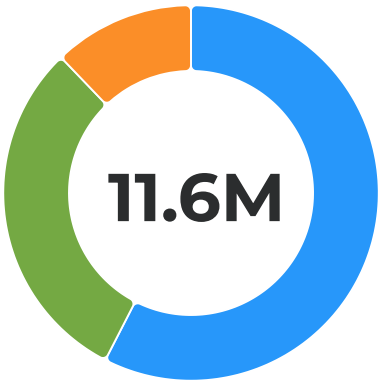

- Storm Drainage Impact Fund - 340 **$6,650,000** 57.55%
- Transportation Impact Fund - 300 **$3,500,000** 30.29%
- Storm Drainage Operating Fund - 520 **$1,404,901** 12.16%

Detailed Breakdown

Category	FY2026 *Proposed*	Total
Storm Drainage Impact Fund - 340	$6,650,000	**$6,650,000**
Transportation Impact Fund - 300	$3,500,000	**$3,500,000**
Storm Drainage Operating Fund - 520	$1,404,901	**$1,404,901**
Total	**$11,554,901**	**$11,554,901**

Convert Re-Use to Zone 1 Potable

Overview

Department	Utilities
Project Number	100417
Estimated Start Date	01/1/2025
Estimated Completion Date	12/31/2025

Description

Convert existing re-use system to a new Zone 1 water distribution system. Modification needed to existing tank and pump stations along with SCADA upgrades.

Details

Type of Project: Utilities (Water/Sewer)

Capital Cost

FY2026 Budget
$0

Total Budget (all years)
$1.75M

Project Total
$1.75M

FY2027 - FY2027 Capital Cost Breakdown

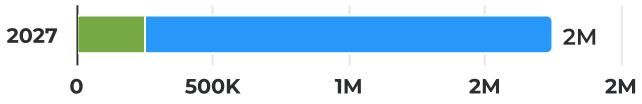

Construction	$1,500,000	85.71%
Contingency	$250,000	14.29%

Capital Cost for Budgeted Years

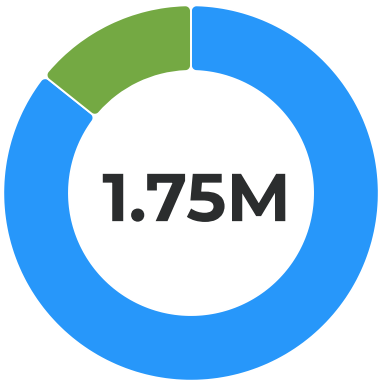

Construction	$1,500,000	85.71%
Contingency	$250,000	14.29%

Detailed Breakdown

Category	FY2027 *Proposed*	Total
Construction	$1,500,000	**$1,500,000**
Contingency	$250,000	**$250,000**
Total	**$1,750,000**	**$1,750,000**

Funding Sources

FY2026 Budget
$0

Total Budget (all years)
$1.75M

Project Total
$1.75M

FY2027 - FY2027 Funding Sources Breakdown

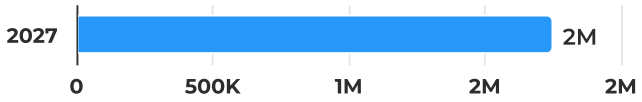

Water Fund - 500 **$1,750,000** 100.00%

Funding Sources for Budgeted Years

Water Fund - 500 **$1,750,000** 100.00%

Detailed Breakdown

Category	FY2027 *Proposed*	Total
Water Fund - 500	$1,750,000	**$1,750,000**
Total	**$1,750,000**	**$1,750,000**

County Line Road AC Line Replacement

Overview

Department	Utilities
Estimated Start Date	01/1/2027
Estimated Completion Date	12/31/2029

Project Location

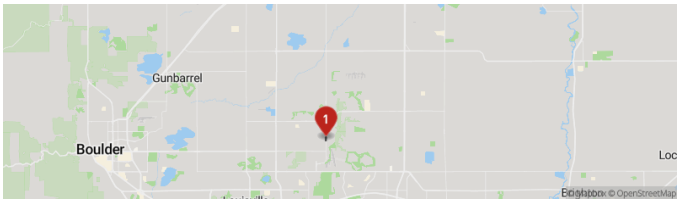

Description

Replace the existing Asbetos Cement Pipeline; which includes: Installing 20" PVC waterline on the east side of County Line Road. Project limits are south boundary of ESC, LLC property to Vista Pkwy (1300').

Images

Alignment

Details

Type of Project: Utilities (Water/Sewer)

Capital Cost

FY2026 Budget
$0

Total Budget (all years)
$1.1M

Project Total
$1.1M

FY2027 - FY2028 Capital Cost Breakdown

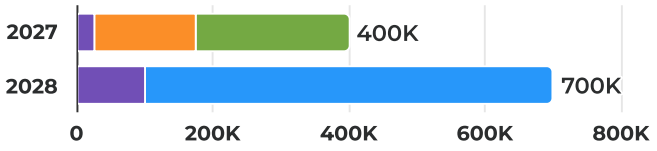

Construction	$600,000	54.55%
Engineering/Planning	$225,000	20.45%
Property Acquisition	$150,000	13.64%
Contingency	$125,000	11.36%

Capital Cost for Budgeted Years

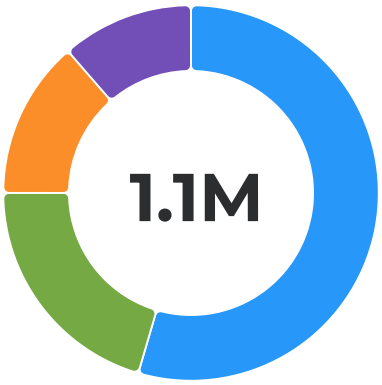

Construction	$600,000	54.55%
Engineering/Planning	$225,000	20.45%
Property Acquisition	$150,000	13.64%
Contingency	$125,000	11.36%

Detailed Breakdown

Category	FY2027 *Proposed*	FY2028 *Proposed*	Total
Construction	$0	$600,000	**$600,000**
Engineering/Planning	$225,000	$0	**$225,000**
Property Acquisition	$150,000	$0	**$150,000**
Contingency	$25,000	$100,000	**$125,000**
Total	**$400,000**	**$700,000**	**$1,100,000**

Funding Sources

FY2026 Budget
$0

Total Budget (all years)
$1.1M

Project Total
$1.1M

FY2027 - FY2028 Funding Sources Breakdown

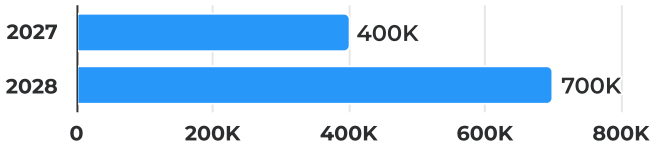

Water Fund - 500	$1,100,000	100.00%

Funding Sources for Budgeted Years



Water Fund - 500	$1,100,000	100.00%

Detailed Breakdown

Category	FY2027 *Proposed*	FY2028 *Proposed*	Total
Water Fund - 500	$400,000	$700,000	**$1,100,000**
Total	**$400,000**	**$700,000**	**$1,100,000**

Culvert Replacement

Overview

Department	Utilities
Project Number	257520
Estimated Start Date	06/1/2025
Estimated Completion Date	10/31/2025

Project Location

Nonaham Lane

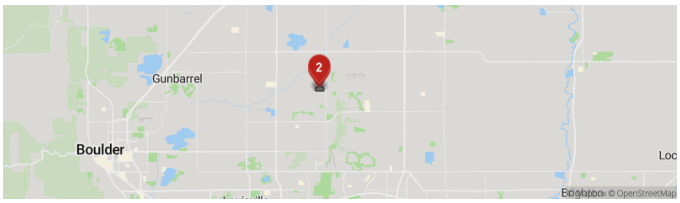

Description

Replace multiple culverts over the next 10 years that are ready or are projected to be ready for replacement due to erosion, failure and/or its useful life cycle. There are bigger culverts in 2025/2026 that need to be replaced ASAP. 2025 is planned to replace storm culverts on Allen Ave. 2026 will be storm culverts on Nonaham Ln., both in Kenosha Farm. The remainder (2027-2034) will be evaluated over the next two years for prioritizing. We plan on targeting galvanized corrugated culverts and then making a plan for our RCP culverts that are deemed failing. When culverts tend to fail, they can cause catastrophic situations. For example, a few years ago there was a culvert that ran under Erie Pkwy and the structural integrity of the pipe was compromised, causing flow to exit the pipe in ways it was not intended to, therefore causing erosion around the pipe leading to a sinkhole in one of our main arterial roads in town - which lead to costly repairs and a high impact on traffic including emergency vehicles.

Images

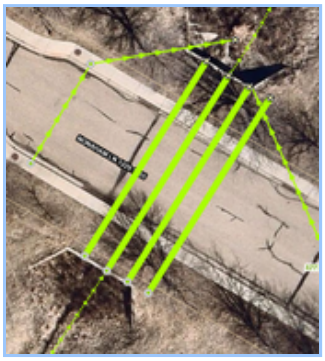
Culvert 25-05 Pic 1.png


Culvert 25-05 Pic 2.png

Culvert Replacement 1

Culvert Replacement 2

Culvert Replacement 3

Culvert Replacement 4

Culvert Replacement 5

Culvert Replacement 6

Culvert Replacement 7

Culvert Replacement 8


Culvert Replacement 9

Culvert Replacement 10

Culvert Replacement 11


Culvert Replacement 12

Culvert Replacement 13

Culvert Replacement 14

Culvert Replacement 15

Culvert Replacement 16

Culvert Replacement 17


Culvert Replacement 18


Culvert Replacement 19

Culvert Replacement 20

Culvert Replacement 21

Culvert Replacement 22

Details

Type of Project: Utilities (Water/Sewer)

Useful Life: 50-100 years

Capital Cost

FY2026 Budget
$530K

Total Budget (all years)
$1.73M

Project Total
$1.73M

FY2026 - FY2030 Capital Cost Breakdown

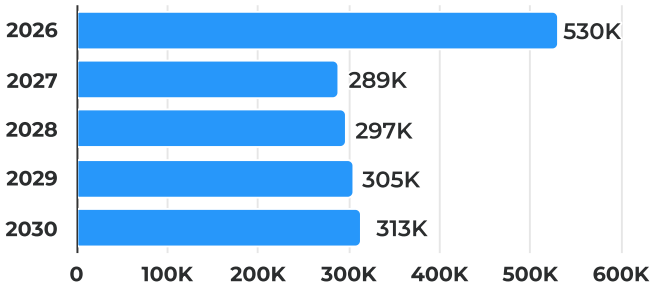

Construction	$1,732,400	100.00%

Capital Cost for Budgeted Years

Construction	$1,732,400	100.00%

Detailed Breakdown

Category	FY2026 *Proposed*	FY2027 *Proposed*	FY2028 *Proposed*	FY2029 *Proposed*	FY2030 *Proposed*	Total
Construction	$530,000	$288,700	$296,600	$304,600	$312,500	**$1,732,400**
Total	**$530,000**	**$288,700**	**$296,600**	**$304,600**	**$312,500**	**$1,732,400**

Funding Sources

FY2026 Budget
$530K

Total Budget (all years)
$1.73M

Project Total
$1.73M

FY2026 - FY2030 Funding Sources Breakdown

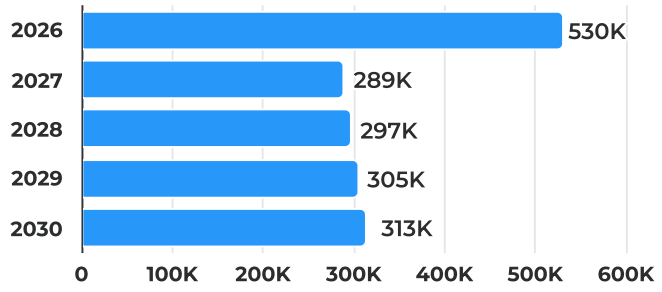

Storm Drainage Operating Fund - 520	$1,732,400	100.00%

Funding Sources for Budgeted Years

Storm Drainage Operating Fund - 520	$1,732,400	100.00%

Detailed Breakdown

Category	FY2026 *Proposed*	FY2027 *Proposed*	FY2028 *Proposed*	FY2029 *Proposed*	FY2030 *Proposed*	Total
Storm Drainage Operating Fund - 520	$530,000	$288,700	$296,600	$304,600	$312,500	**$1,732,400**
Total	**$530,000**	**$288,700**	**$296,600**	**$304,600**	**$312,500**	**$1,732,400**

Operational Costs

FY2026 Budget
$0

Total Budget (all years)
$243

Project Total
$243

Detailed Breakdown

Category	FY2030 *Proposed*	Total
Other (please specify in description above)	$243	**$243**
Total	**$243**	**$243**

Erie Lake Repairs

Overview

Department	Utilities
Project Number	257502
Estimated Start Date	01/1/2024
Estimated Completion Date	12/31/2026

Project Location

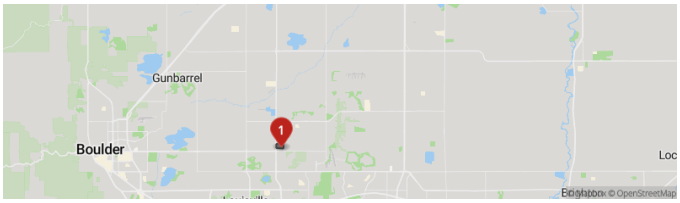

Description

This funding is for repairs to Erie Lake Dam to mitigate seepage along the dam on the east side of the lake. Until the repairs are complete, the State Dam Engineer has restricted water storage in Erie Lake, which complicates managing the Town's water supplies.

Details

Type of Project: Utilities (Water/Sewer)

Useful Life: 50

Capital Cost

FY2026 Budget
$1M

Total Budget (all years)
$1M

Project Total
$1M

FY2026 - FY2026 Capital Cost Breakdown

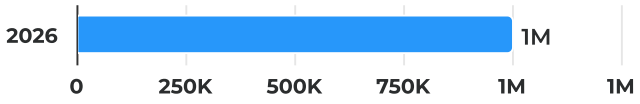

Construction	$1,000,000	100.00%

Capital Cost for Budgeted Years



Construction	$1,000,000	100.00%

Detailed Breakdown

Category	FY2026 *Proposed*	Total
Construction	$1,000,000	**$1,000,000**
Total	**$1,000,000**	**$1,000,000**

Funding Sources

FY2026 Budget
$1M

Total Budget (all years)
$1M

Project Total
$1M

FY2026 - FY2026 Funding Sources Breakdown

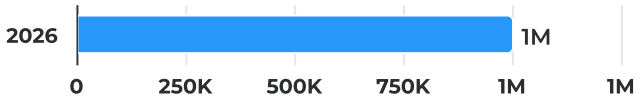

Water Fund - 500	$1,000,000	100.00%

Funding Sources for Budgeted Years



Water Fund - 500	$1,000,000	100.00%

Detailed Breakdown

Category	FY2026 *Proposed*	Total
Water Fund - 500	$1,000,000	**$1,000,000**
Total	**$1,000,000**	**$1,000,000**

Future upgrades to NWRF

Overview

Department	Utilities
Estimated Start Date	01/1/2027

Project Location

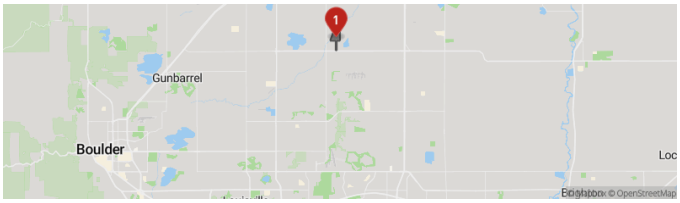

Description

Future upgrades and expansions to the North Water Reclamation Facility plant capacity due to increased population. Current plant capacity is 3 MGD, projected capacity needed at buildout is 5 MGD.

Images

Project Map

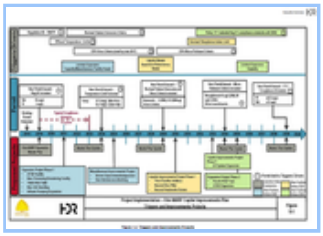
Future Project Detailed Timeline

Details

Type of Project: Utilities (Water/Sewer)

Useful Life: 50

Capital Cost

FY2026 Budget
$0

Total Budget (all years)
$27.5M

Project Total
$27.5M

FY2027 - FY2029 Capital Cost Breakdown

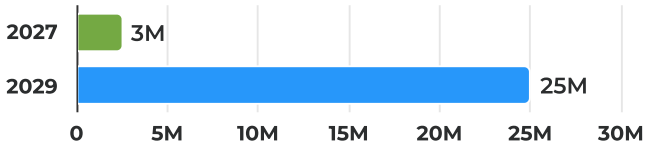

Construction	**$25,000,000**	90.91%
Engineering/Planning	**$2,500,000**	9.09%

Capital Cost for Budgeted Years

Construction	**$25,000,000**	90.91%
Engineering/Planning	**$2,500,000**	9.09%

Detailed Breakdown

Category	**FY2027** *Proposed*	**FY2029** *Proposed*	**Total**
Construction	$0	$25,000,000	**$25,000,000**
Engineering/Planning	$2,500,000	$0	**$2,500,000**
Total	**$2,500,000**	**$25,000,000**	**$27,500,000**

Funding Sources

FY2026 Budget
$0

Total Budget (all years)
$27.5M

Project Total
$27.5M

FY2027 - FY2029 Funding Sources Breakdown

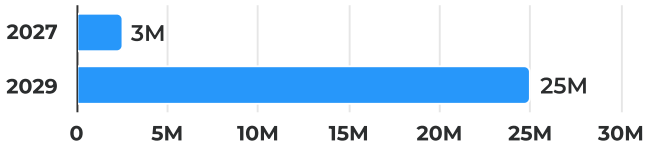

Wastewater Fund - 510	**$27,500,000**	100.00%

Funding Sources for Budgeted Years

Wastewater Fund - 510	**$27,500,000**	100.00%

Detailed Breakdown

Category	FY2027 *Proposed*	FY2029 *Proposed*	Total
Wastewater Fund - 510	$2,500,000	$25,000,000	**$27,500,000**
Total	**$2,500,000**	**$25,000,000**	**$27,500,000**

Highway 52 Drainage Crossing

Overview

Department Utilities

Project Number 257524

Project Location

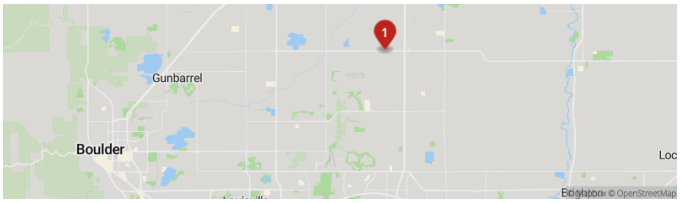

Description

The Town of Erie Outfall Systems Plan has identified an undersized culvert crossing just east of Weld County Road 7. The crossing location extends north across State Highway 52 into the Town of Frederick. The Town of Erie is partnering with the Town of Frederick to identify storm drainage capacity concerns and solutions beginning south of HWY 52 and extending north to the I-25 Frontage Road to a 30% design level. The scope of work will include design alternatives analysis, a cost analysis of alternatives and benefit analysis. Work will also include a 50% storm drainage crossing design for the developed 100 year storm conditions for the State Highway 52 crossing.

Images

Area Map

Details

Type of Project: Utilities (Water/Sewer)

Capital Cost

FY2026 Budget
$250K

Total Budget (all years)
$5.25M

Project Total
$5.25M

FY2026 - FY2028 Capital Cost Breakdown

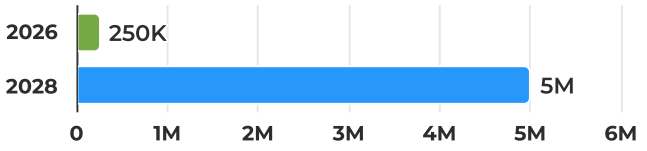

Construction	**$5,000,000**	95.24%
Engineering/Planning	**$250,000**	4.76%

Capital Cost for Budgeted Years

Construction	**$5,000,000**	95.24%
Engineering/Planning	**$250,000**	4.76%

Detailed Breakdown

Category	FY2026 *Proposed*	FY2028 *Proposed*	Total
Construction	$0	$5,000,000	**$5,000,000**
Engineering/Planning	$250,000	$0	**$250,000**
Total	**$250,000**	**$5,000,000**	**$5,250,000**

Funding Sources

FY2026 Budget
$250K

Total Budget (all years)
$5.25M

Project Total
$5.25M

FY2026 - FY2028 Funding Sources Breakdown

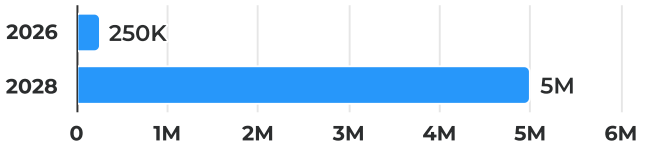

Storm Drainage Operating Fund - 520	**$5,250,000**	100.00%

Funding Sources for Budgeted Years

Storm Drainage Operating Fund - 520	**$5,250,000**	100.00%

Detailed Breakdown

Category	FY2026 *Proposed*	FY2028 *Proposed*	Total
Storm Drainage Operating Fund - 520	$250,000	$5,000,000	**$5,250,000**
Total	**$250,000**	**$5,000,000**	**$5,250,000**

Hydrant Meter Replacements

Overview

Department	Utilities
Project Number	257504
Estimated Start Date	02/1/2025

Description

The Town is in the process of converting to Metron Farnier meters for residential and commercial use. Metron also offers hydrant meters with "smart" capabilities that would allow us to get reads without relying on the contractor to send us reads. With technological advancement we would be able to include these onto Waterscope the web based (cloud based) data system used for meter reading analytics and billing. The voyager hydrant meter also has GPS tracking capabilities we can truck where hydrant meters are being used and limit unlawful connections. The hydrant meter assembly consists of a Metron Meter, a Watts Backflow preventor, a gate valve and necessary fittings and adapters to make one unit.

Details

Type of Project: Utilities (Water/Sewer)

Useful Life: 10

Capital Cost

FY2026 Budget
$18.3K

Total Budget (all years)
$95.5K

Project Total
$95.5K

FY2026 - FY2030 Capital Cost Breakdown

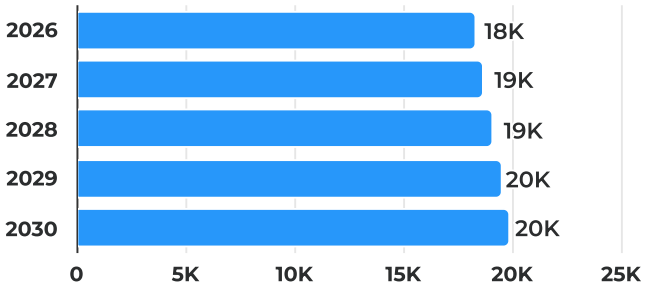

Construction	$95,500	100.00%

Capital Cost for Budgeted Years

Construction	$95,500	100.00%

Detailed Breakdown

Category	FY2026 *Proposed*	FY2027 *Proposed*	FY2028 *Proposed*	FY2029 *Proposed*	FY2030 *Proposed*	Total
Construction	$18,300	$18,700	$19,100	$19,500	$19,900	**$95,500**
Total	**$18,300**	**$18,700**	**$19,100**	**$19,500**	**$19,900**	**$95,500**

Funding Sources

FY2026 Budget
$18.3K

Total Budget (all years)
$95.5K

Project Total
$95.5K

FY2026 - FY2030 Funding Sources Breakdown

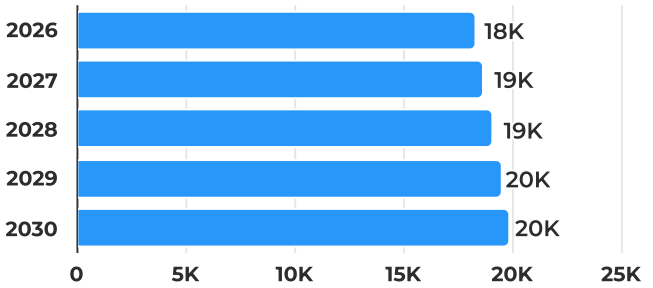

Water Fund - 500 **$95,500** 100.00%

Funding Sources for Budgeted Years

Water Fund - 500 **$95,500** 100.00%

Detailed Breakdown

Category	FY2026 *Proposed*	FY2027 *Proposed*	FY2028 *Proposed*	FY2029 *Proposed*	FY2030 *Proposed*	Total
Water Fund - 500	$18,300	$18,700	$19,100	$19,500	$19,900	**$95,500**
Total	**$18,300**	**$18,700**	**$19,100**	**$19,500**	**$19,900**	**$95,500**

Operational Costs

FY2026 Budget
$85

Total Budget (all years)
$450

Project Total
$450

Detailed Breakdown

Category	FY2026 *Proposed*	FY2027 *Proposed*	FY2028 *Proposed*	FY2029 *Proposed*	FY2030 *Proposed*	Total
Other (please specify in description above)	$85	$87	$90	$93	$95	**$450**
Total	**$85**	**$87**	**$90**	**$93**	**$95**	**$450**

LRMWTF Equipment Replacements

Overview

Department Utilities

Project Number 257501

Description

This is an ongoing capital equipment budget line item for the replacement of equipment at the water plant, pumps stations and storage tanks for items that fail, need replacement, or reach the end of their useful life. This would be for pumps, valves, meters, gauges, processors, etc.

2025 items: Vista Ridge Check valve replacement quote; $40,000, RWPS Pump & motor rebuild quote $60,000

Details

Type of Project: Utilities (Water/Sewer)

Useful Life: Varies

Capital Cost

FY2026 Budget
$100K

Total Budget (all years)
$500K

Project Total
$500K

FY2026 - FY2030 Capital Cost Breakdown

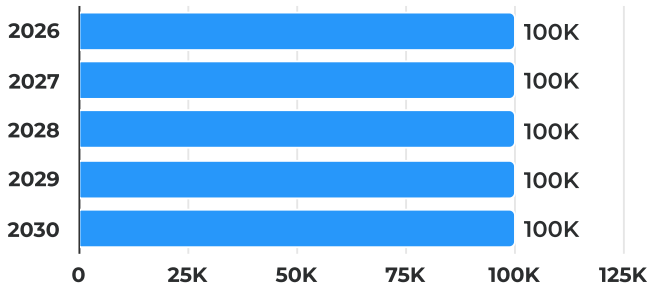

Construction **$500,000** 100.00%

Capital Cost for Budgeted Years



Construction **$500,000** 100.00%

Detailed Breakdown

Category	FY2026 *Proposed*	FY2027 *Proposed*	FY2028 *Proposed*	FY2029 *Proposed*	FY2030 *Proposed*	Total
Construction	$100,000	$100,000	$100,000	$100,000	$100,000	**$500,000**
Total	**$100,000**	**$100,000**	**$100,000**	**$100,000**	**$100,000**	**$500,000**

Funding Sources

FY2026 Budget
$100K

Total Budget (all years)
$500K

Project Total
$500K

FY2026 - FY2030 Funding Sources Breakdown

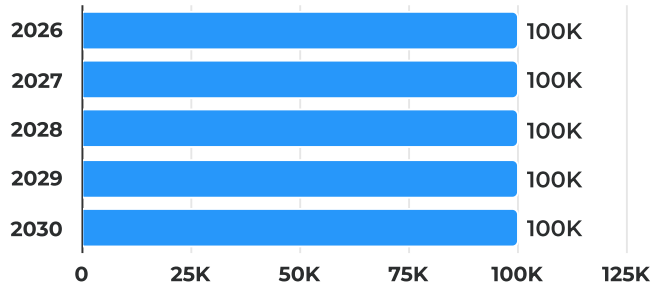

Water Fund - 500 **$500,000** 100.00%

Funding Sources for Budgeted Years



Water Fund - 500 **$500,000** 100.00%

Detailed Breakdown

Category	FY2026 *Proposed*	FY2027 *Proposed*	FY2028 *Proposed*	FY2029 *Proposed*	FY2030 *Proposed*	Total
Water Fund - 500	$100,000	$100,000	$100,000	$100,000	$100,000	**$500,000**
Total	**$100,000**	**$100,000**	**$100,000**	**$100,000**	**$100,000**	**$500,000**

Operational Costs

FY2026 Budget
$2.1K

Total Budget (all years)
$11.8K

Project Total
$11.8K

Detailed Breakdown

Category	FY2026 *Proposed*	FY2027 *Proposed*	FY2028 *Proposed*	FY2029 *Proposed*	FY2030 *Proposed*	Total
Other (please specify in description above)	$2,100	$2,200	$2,300	$2,500	$2,700	**$11,800**
Total	**$2,100**	**$2,200**	**$2,300**	**$2,500**	**$2,700**	**$11,800**

LRMWTF GAC Expansion

Overview

Department Utilities

Project Location

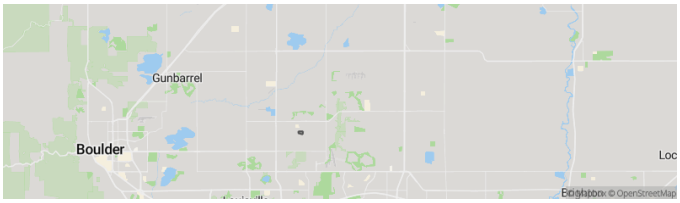

Description

Add granular activated carbon (GAC) contractors to the Lynn R Morgan Water Treatment Facility for the removal of PFAS from raw water sources. New EPA regulations will require removal. Currently, GAC and Reverse Osmosis are the best technology for removal.

Images

Map

Tanks

Details

Type of Project: Utilities (Water/Sewer)

Useful Life: 20

Capital Cost

FY2026 Budget
$0

Total Budget (all years)
$11M

Project Total
$11M

FY2029 - FY2029 Capital Cost Breakdown

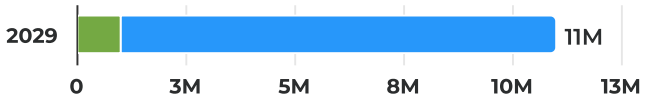

Construction	$10,000,000	90.91%
Engineering/Planning	$1,000,000	9.09%

Capital Cost for Budgeted Years

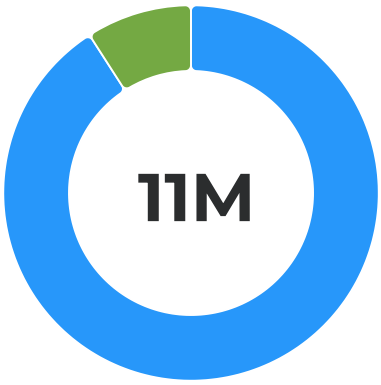

Construction	$10,000,000	90.91%
Engineering/Planning	$1,000,000	9.09%

Detailed Breakdown

Category	FY2029 *Proposed*	Total
Construction	$10,000,000	**$10,000,000**
Engineering/Planning	$1,000,000	**$1,000,000**
Total	**$11,000,000**	**$11,000,000**

Funding Sources

FY2026 Budget
$0

Total Budget (all years)
$11M

Project Total
$11M

FY2029 - FY2029 Funding Sources Breakdown

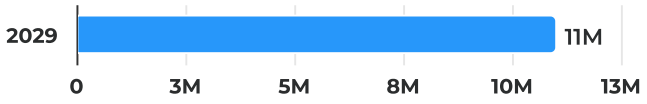

Water Fund - 500	$11,000,000	100.00%

Funding Sources for Budgeted Years

Water Fund - 500	$11,000,000	100.00%

Detailed Breakdown

Category	FY2029 *Proposed*	Total
Water Fund - 500	$11,000,000	**$11,000,000**
Total	**$11,000,000**	**$11,000,000**

Operational Costs

FY2026 Budget
$0

Total Budget (all years)
$100K

Project Total
$100K

Detailed Breakdown

Category	FY2030 *Proposed*	Total
Other (please specify in description above)	$100,000	**$100,000**
Total	**$100,000**	**$100,000**

LRMWTF Instrument Replacements

Overview

Department Utilities

Project Number 257507

Description

This is an ongoing capital equipment budget line item for the replacement of instrumentation at the water plant, pumps stations and storage tanks for items that fail, need replacement, or reach the end of their usefull life. This would be for water quality instruments such as sourcewater monitors, chlorine analyzers and other water quality instruments that have limited lifespan.

Identified 2025 needs: Replace unrepairable and obsolete YSI Source Water Instrument.

Details

Type of Project: Utilities (Water/Sewer)

Useful Life: 7

Capital Cost

FY2026 Budget
$20K

Total Budget (all years)
$100K

Project Total
$100K

FY2026 - FY2030 Capital Cost Breakdown

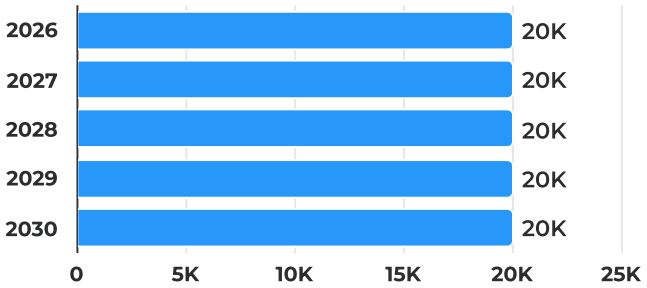

Construction	$100,000	100.00%

Capital Cost for Budgeted Years



Construction	$100,000	100.00%

Detailed Breakdown

Category	FY2026 *Proposed*	FY2027 *Proposed*	FY2028 *Proposed*	FY2029 *Proposed*	FY2030 *Proposed*	Total
Construction	$20,000	$20,000	$20,000	$20,000	$20,000	**$100,000**
Total	**$20,000**	**$20,000**	**$20,000**	**$20,000**	**$20,000**	**$100,000**

Funding Sources

FY2026 Budget
$20K

Total Budget (all years)
$100K

Project Total
$100K

FY2026 - FY2030 Funding Sources Breakdown

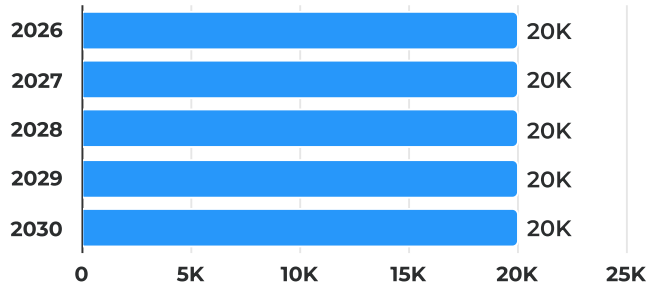

Water Fund - 500 **$100,000** 100.00%

Funding Sources for Budgeted Years



Water Fund - 500 **$100,000** 100.00%

Detailed Breakdown

Category	FY2026 *Proposed*	FY2027 *Proposed*	FY2028 *Proposed*	FY2029 *Proposed*	FY2030 *Proposed*	Total
Water Fund - 500	$20,000	$20,000	$20,000	$20,000	$20,000	**$100,000**
Total	**$20,000**	**$20,000**	**$20,000**	**$20,000**	**$20,000**	**$100,000**

Operational Costs

FY2026 Budget
$2.1K

Total Budget (all years)
$11.5K

Project Total
$11.5K

Detailed Breakdown

Category	FY2026 *Proposed*	FY2027 *Proposed*	FY2028 *Proposed*	FY2029 *Proposed*	FY2030 *Proposed*	Total
Other (please specify in description above)	$2,100	$2,200	$2,300	$2,400	$2,500	**$11,500**
Total	**$2,100**	**$2,200**	**$2,300**	**$2,400**	**$2,500**	**$11,500**

LRMWTF Plant 1 Filter System Upgrade

Overview

Department	Utilities
Project Number	257505
Estimated Start Date	01/1/2025
Estimated Completion Date	12/31/2027

Project Location

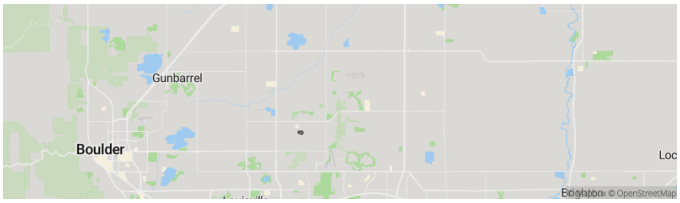

Description

Plant 1 ultrafiltration membrane system upgrade. The existing system is 25 years old and has exceeded its useful life. Many of the plastic components are cracking and deteriorating and other components need to be upgraded and replaced. A new upgraded filtration system will be retrofitted into the existing system and greatly improve reliability of the system, improve water quality, and increase filtration capacity.

Images

Old Membranes

New Membranes

Details

Type of Project: Utilities (Water/Sewer)

Useful Life: 20

Capital Cost

FY2026 Budget
$6M

Total Budget (all years)
$6M

Project Total
$6M

FY2026 - FY2026 Capital Cost Breakdown

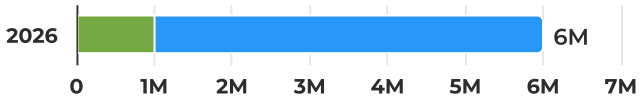

Construction	$5,000,000	83.33%
Engineering/Planning	$1,000,000	16.67%

Capital Cost for Budgeted Years

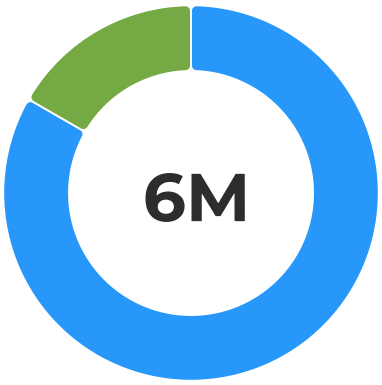

Construction	$5,000,000	83.33%
Engineering/Planning	$1,000,000	16.67%

Detailed Breakdown

Category	FY2026 *Proposed*	Total
Construction	$5,000,000	**$5,000,000**
Engineering/Planning	$1,000,000	**$1,000,000**
Total	**$6,000,000**	**$6,000,000**

Funding Sources

FY2026 Budget
$6M

Total Budget (all years)
$6M

Project Total
$6M

FY2026 - FY2026 Funding Sources Breakdown

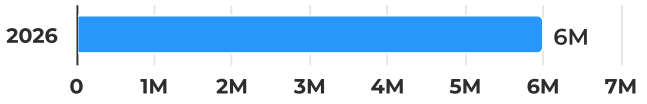

Water Fund - 500	$6,000,000	100.00%

Funding Sources for Budgeted Years



Water Fund - 500	$6,000,000	100.00%

Detailed Breakdown

Category	FY2026 *Proposed*	Total
Water Fund - 500	$6,000,000	**$6,000,000**
Total	**$6,000,000**	**$6,000,000**

Operational Costs

FY2026 Budget
$0

Total Budget (all years)
$27K

Project Total
$27K

Detailed Breakdown

Category	FY2027 *Proposed*	FY2028 *Proposed*	FY2029 *Proposed*	FY2030 *Proposed*	Total
Other (please specify in description above)	$6,000	$6,500	$7,000	$7,500	**$27,000**
Total	**$6,000**	**$6,500**	**$7,000**	**$7,500**	**$27,000**

LRMWTF Plant 2 Membrane Replacements

Overview

Department	Utilities
Estimated Start Date	01/1/2028
Estimated Completion Date	12/31/2031

Project Location

Description

Replacement of Plant 2 ultrafiltration membranes is to exceed their life expectancy. 768 membranes were replaced in Cells 1-3 in 2018. 768 membranes were installed in Cells 4-6 in 2020.

Images

Project Location

Membrane Replacement Pic

Details

Type of Project: Utilities (Water/Sewer)

Useful Life: 10

Capital Cost

FY2026 Budget
$0

Total Budget (all years)
$3M

Project Total
$3M

FY2028 - FY2030 Capital Cost Breakdown

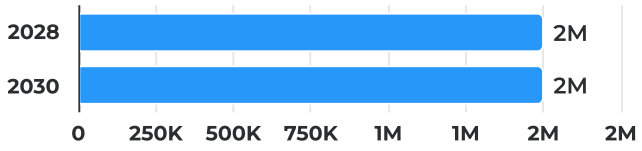

Construction	$3,000,000	100.00%

Capital Cost for Budgeted Years



Construction	$3,000,000	100.00%

Detailed Breakdown

Category	FY2028 *Proposed*	FY2030 *Proposed*	Total
Construction	$1,500,000	$1,500,000	**$3,000,000**
Total	**$1,500,000**	**$1,500,000**	**$3,000,000**

Funding Sources

FY2026 Budget
$0

Total Budget (all years)
$3M

Project Total
$3M

FY2028 - FY2030 Funding Sources Breakdown

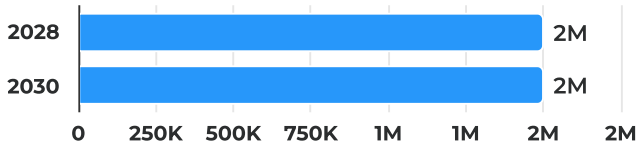

Water Fund - 500 **$3,000,000** 100.00%

Funding Sources for Budgeted Years



Water Fund - 500 **$3,000,000** 100.00%

Detailed Breakdown

Category	FY2028 *Proposed*	FY2030 *Proposed*	Total
Water Fund - 500	$1,500,000	$1,500,000	**$3,000,000**
Total	**$1,500,000**	**$1,500,000**	**$3,000,000**

Operational Costs

FY2026 Budget
$0

Total Budget (all years)
$4K

Project Total
$4K

Detailed Breakdown

Category	FY2029 *Proposed*	FY2030 *Proposed*	Total
Other (please specify in description above)	$2,000	$2,000	**$4,000**
Total	**$2,000**	**$2,000**	**$4,000**

LRMWTF PLC Replacements

Overview

Department	Utilities
Project Number	267503
Estimated Start Date	01/1/2026
Estimated Completion Date	12/31/2028

Description

Replace multiple outdated and obsolete Allen Bradley programmable logic controllers (PLC's) at the Lynn R Morgan Water Treatment Facility, Raw Water Water Pump Station, Vista Ridge Pump Station, Thomas Reservoir Pump Station, Erie Commons Pump Station with current Allen Bradley PLCs.

Images

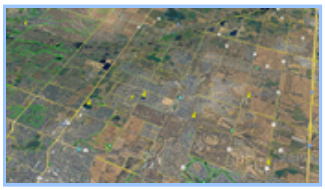

PLC Replacement Aerial Map

PLC Replacement Pic

Details

Type of Project: Utilities (Water/Sewer)

Useful Life: 20

Capital Cost

FY2026 Budget
$225K

Total Budget (all years)
$450K

Project Total
$450K

FY2026 - FY2027 Capital Cost Breakdown

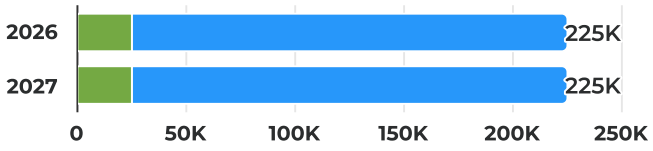

Construction	$400,000	88.89%
Engineering/Planning	$50,000	11.11%

Capital Cost for Budgeted Years

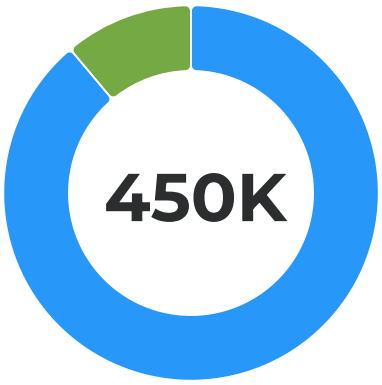

Construction	$400,000	88.89%
Engineering/Planning	$50,000	11.11%

Detailed Breakdown

Category	FY2026 *Proposed*	FY2027 *Proposed*	Total
Construction	$200,000	$200,000	**$400,000**
Engineering/Planning	$25,000	$25,000	**$50,000**
Total	**$225,000**	**$225,000**	**$450,000**

Funding Sources

FY2026 Budget
$225K

Total Budget (all years)
$450K

Project Total
$450K

FY2026 - FY2027 Funding Sources Breakdown

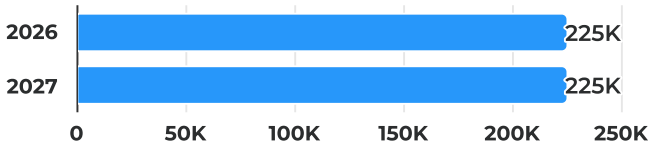

Water Fund - 500	**$450,000**	100.00%

Funding Sources for Budgeted Years



Water Fund - 500	**$450,000**	100.00%

Detailed Breakdown

Category	FY2026 *Proposed*	FY2027 *Proposed*	Total
Water Fund - 500	$225,000	$225,000	**$450,000**
Total	**$225,000**	**$225,000**	**$450,000**

Operational Costs

FY2026 Budget
$0

Total Budget (all years)
$10.5K

Project Total
$10.5K

Detailed Breakdown

Category	FY2028 *Proposed*	FY2029 *Proposed*	FY2030 *Proposed*	Total
Other (please specify in description above)	$3,000	$3,500	$4,000	**$10,500**
Total	**$3,000**	**$3,500**	**$4,000**	**$10,500**

LRMWTF Radio Network -SCADA

Overview

Department	Utilities
Estimated Start Date	01/1/2027
Estimated Completion Date	12/31/2027

Description

Upgrade and expansion of the SCADA radio network to communicate and collect data from multiple sites throughout the Town. Some radios are obsolete and need replacement. The radio network keeps expanding as we continue to add more sites to the network and more demand from the Water Commissioner to convert to real-time data from various sites.

Images

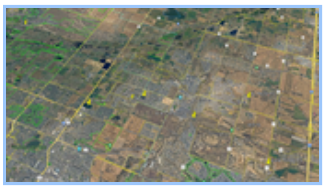
Radio Update Aerial Map

Details

Type of Project: Utilities (Water/Sewer)

Useful Life: 20

Capital Cost

FY2026 Budget
$0

Total Budget (all years)
$200K

Project Total
$200K

FY2027 - FY2027 Capital Cost Breakdown

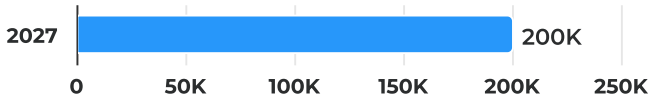

Construction	**$200,000**	100.00%

Capital Cost for Budgeted Years

Construction	**$200,000**	100.00%

Detailed Breakdown

Category	FY2027 *Proposed*	Total
Construction	$200,000	**$200,000**
Total	**$200,000**	**$200,000**

Funding Sources

FY2026 Budget
$0

Total Budget (all years)
$200K

Project Total
$200K

FY2027 - FY2027 Funding Sources Breakdown

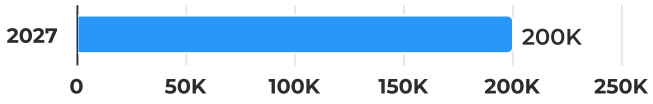

Water Fund - 500	**$200,000**	100.00%

Funding Sources for Budgeted Years

Water Fund - 500	**$200,000**	100.00%

Detailed Breakdown

Category	FY2027 *Proposed*	Total
Water Fund - 500	$200,000	**$200,000**
Total	**$200,000**	**$200,000**

Operational Costs

FY2026 Budget
$0

Total Budget (all years)
$3K

Project Total
$3K

Detailed Breakdown

Category	FY2028 *Proposed*	FY2029 *Proposed*	FY2030 *Proposed*	Total
Other (please specify in description above)	$1,000	$1,000	$1,000	**$3,000**
Total	**$1,000**	**$1,000**	**$1,000**	**$3,000**

LRMWTF Upgrades

Overview

Department Utilities

Project Number 257506

Project Location

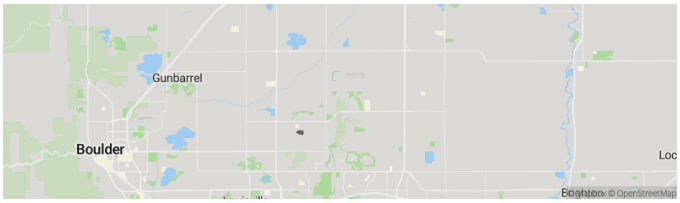

Description

The Lynn R Morgan Water Treatment Facility is 25 years old. Due to the age of the facility and continual changing and tightening of regulations by the EPA and CDPHE upgrades need to be made to maintain compliance with new regulations. This capital budget item provides for various upgrades, known and unknown for the next 10 years.

2025 -Optimize Sodium Permanganate dosing system by adding a blending tank system; $12,000, change dosing pumps quote; $11,000, add permanganate analyzer quote; $16,000.

Details

Type of Project: Utilities (Water/Sewer)

Useful Life: 20

Capital Cost

FY2026 Budget
$100K

Total Budget (all years)
$500K

Project Total
$500K

FY2026 - FY2030 Capital Cost Breakdown

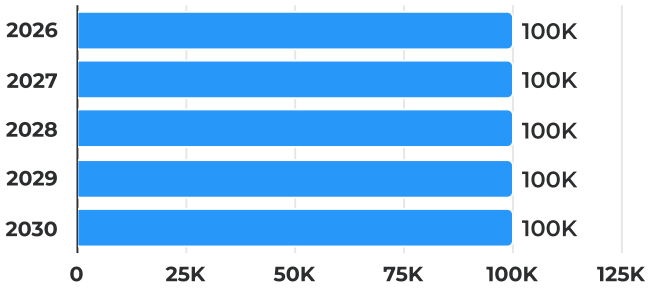

Construction	$500,000	100.00%

Capital Cost for Budgeted Years



Construction	$500,000	100.00%

Detailed Breakdown

Category	FY2026 *Proposed*	FY2027 *Proposed*	FY2028 *Proposed*	FY2029 *Proposed*	FY2030 *Proposed*	Total
Construction	$100,000	$100,000	$100,000	$100,000	$100,000	**$500,000**
Total	**$100,000**	**$100,000**	**$100,000**	**$100,000**	**$100,000**	**$500,000**

Funding Sources

FY2026 Budget
$100K

Total Budget (all years)
$500K

Project Total
$500K

FY2026 - FY2030 Funding Sources Breakdown

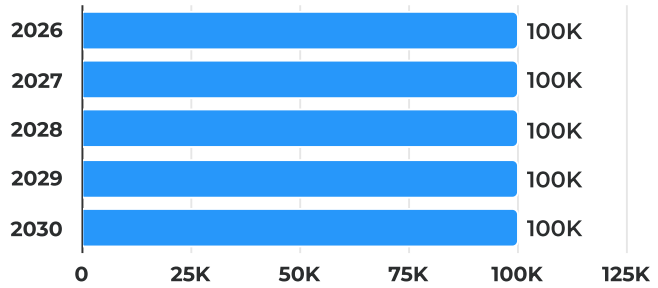

Water Fund - 500 **$500,000** 100.00%

Funding Sources for Budgeted Years



Water Fund - 500 **$500,000** 100.00%

Detailed Breakdown

Category	FY2026 *Proposed*	FY2027 *Proposed*	FY2028 *Proposed*	FY2029 *Proposed*	FY2030 *Proposed*	Total
Water Fund - 500	$100,000	$100,000	$100,000	$100,000	$100,000	**$500,000**
Total	**$100,000**	**$100,000**	**$100,000**	**$100,000**	**$100,000**	**$500,000**

Operational Costs

FY2026 Budget
$3.1K

Total Budget (all years)
$16.8K

Project Total
$16.8K

Detailed Breakdown

Category	FY2026 *Proposed*	FY2027 *Proposed*	FY2028 *Proposed*	FY2029 *Proposed*	FY2030 *Proposed*	Total
Other (please specify in description above)	$3,100	$3,200	$3,300	$3,500	$3,700	**$16,800**
Total	**$3,100**	**$3,200**	**$3,300**	**$3,500**	**$3,700**	**$16,800**

Meter Pit Relocation

Overview

Department Utilities

Project Number 257510

Description

The Town has approximately 1,400 water meters located inside residential homes. Starting in 2018, we will be relocating the inside meter to an outside pit meter. This will reduce the need to coordinate a time for technicians to enter the resident's house when they are available for issues or updates.

Details

Type of Project: Utilities (Water/Sewer)

Useful Life: 20

Capital Cost

FY2026 Budget
$284K

Total Budget (all years)
$1.5M

Project Total
$1.5M

FY2026 - FY2030 Capital Cost Breakdown

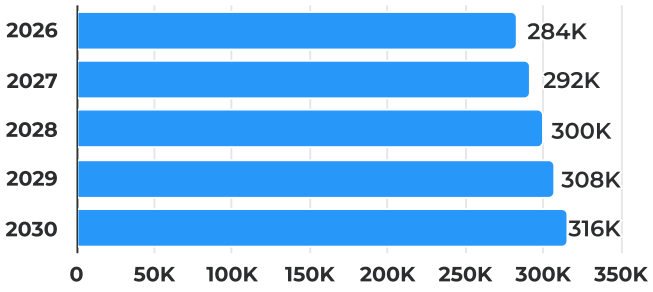

Construction $1,498,100 100.00%

Capital Cost for Budgeted Years



Construction $1,498,100 100.00%

Detailed Breakdown

Category	FY2026 *Proposed*	FY2027 *Proposed*	FY2028 *Proposed*	FY2029 *Proposed*	FY2030 *Proposed*	Total
Construction	$283,600	$291,600	$299,600	$307,600	$315,700	**$1,498,100**
Total	**$283,600**	**$291,600**	**$299,600**	**$307,600**	**$315,700**	**$1,498,100**

Funding Sources

FY2026 Budget
$284K

Total Budget (all years)
$1.5M

Project Total
$1.5M

FY2026 - FY2030 Funding Sources Breakdown

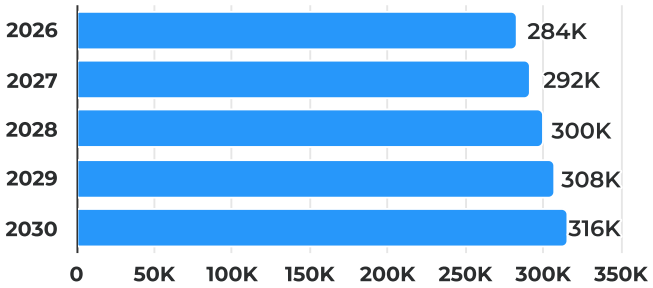

Water Fund - 500	$1,498,100	100.00%

Funding Sources for Budgeted Years



Water Fund - 500	$1,498,100	100.00%

Detailed Breakdown

Category	FY2026 *Proposed*	FY2027 *Proposed*	FY2028 *Proposed*	FY2029 *Proposed*	FY2030 *Proposed*	Total
Water Fund - 500	$283,600	$291,600	$299,600	$307,600	$315,700	**$1,498,100**
Total	**$283,600**	**$291,600**	**$299,600**	**$307,600**	**$315,700**	**$1,498,100**

NISP

Overview

Department Utilities

Project Number 100007

Description

Erie is participating with 14 other entities to develop additional water supplies. This project will build a 177,000-acre feet reservoir north of Fort Collins and a 45,600 acre feet reservoir east of Fort Collins. This project is managed by Northern Colorado Water Conservancy District. Securing new water shares will enable the Town to satisfy new development anticipated by the Comprehensive Plan.

Images

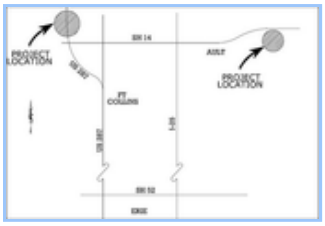

100007.jpg

Details

Type of Project: Utilities (Water/Sewer)

Supplemental Attachments

NISP Memo

Capital Cost

FY2026 Budget
$4.86M

Total Budget (all years)
$37.4M

Project Total
$37.4M

FY2026 - FY2030 Capital Cost Breakdown

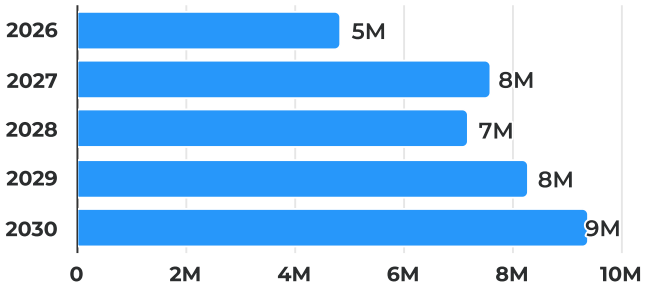

Property Acquisition	$37,358,750	100.00%

Capital Cost for Budgeted Years

Property Acquisition	$37,358,750	100.00%

Detailed Breakdown

Category	FY2026 *Proposed*	FY2027 *Proposed*	FY2028 *Proposed*	FY2029 *Proposed*	FY2030 *Proposed*	Total
Property Acquisition	$4,858,750	$7,600,000	$7,200,000	$8,300,000	$9,400,000	**$37,358,750**
Total	**$4,858,750**	**$7,600,000**	**$7,200,000**	**$8,300,000**	**$9,400,000**	**$37,358,750**

Funding Sources

FY2026 Budget
$4.86M

Total Budget (all years)
$37.4M

Project Total
$37.4M

FY2026 - FY2030 Funding Sources Breakdown

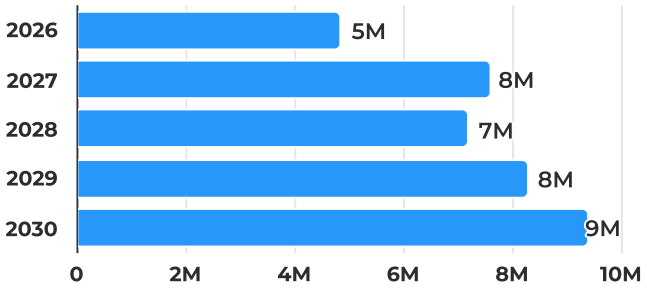

Water Fund - 500	$37,358,750	100.00%

Funding Sources for Budgeted Years

Water Fund - 500	$37,358,750	100.00%

Detailed Breakdown

Category	FY2026 *Proposed*	FY2027 *Proposed*	FY2028 *Proposed*	FY2029 *Proposed*	FY2030 *Proposed*	Total
Water Fund - 500	$4,858,750	$7,600,000	$7,200,000	$8,300,000	$9,400,000	**$37,358,750**
Total	**$4,858,750**	**$7,600,000**	**$7,200,000**	**$8,300,000**	**$9,400,000**	**$37,358,750**

NISP Conveyance Easement Acquisitions

Overview

Department	Utilities
Project Number	257513
Estimated Start Date	01/1/2025
Estimated Completion Date	12/31/2029

Description

Splitting with Left Hand Water District and City of Lafayette (1/3 each). Consultation services to identify easements needed. Acquiring easements to install the NISP pipeline from Firestone to Erie. Some pipes may be installed earlier than others (i.e. pipe sleeve under I-25).

Images

NISP Alignment

Details

Type of Project: Utilities (Water/Sewer)

Capital Cost

FY2026 Budget
$663K

Total Budget (all years)
$3.31M

Project Total
$3.31M

FY2026 - FY2030 Capital Cost Breakdown

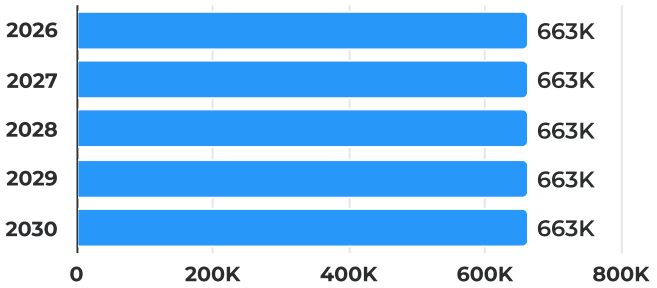

Construction	$3,312,500	100.00%

Capital Cost for Budgeted Years

Construction	$3,312,500	100.00%

Detailed Breakdown

Category	FY2026 *Proposed*	FY2027 *Proposed*	FY2028 *Proposed*	FY2029 *Proposed*	FY2030 *Proposed*	Total
Construction	$662,500	$662,500	$662,500	$662,500	$662,500	**$3,312,500**
Total	**$662,500**	**$662,500**	**$662,500**	**$662,500**	**$662,500**	**$3,312,500**

Funding Sources

FY2026 Budget
$663K

Total Budget (all years)
$3.31M

Project Total
$3.31M

FY2026 - FY2030 Funding Sources Breakdown

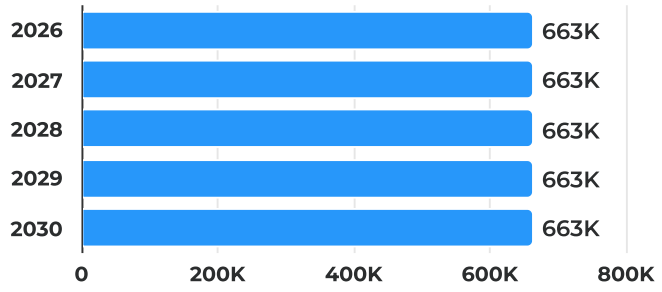

Water Fund - 500 **$3,312,500** 100.00%

Funding Sources for Budgeted Years

Water Fund - 500 **$3,312,500** 100.00%

Detailed Breakdown

Category	FY2026 *Proposed*	FY2027 *Proposed*	FY2028 *Proposed*	FY2029 *Proposed*	FY2030 *Proposed*	Total
Water Fund - 500	$662,500	$662,500	$662,500	$662,500	$662,500	**$3,312,500**
Total	**$662,500**	**$662,500**	**$662,500**	**$662,500**	**$662,500**	**$3,312,500**

NWRF Equipment Replacements

Overview

Department	Utilities
Project Number	257516
Estimated Start Date	01/1/2025

Project Location

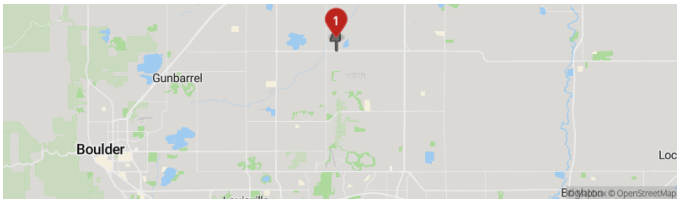

Description

This is an ongoing capital equipment budget line item for the replacement of equipment at the wastewater plant for items that fail, need replacement, or reach the end of their useful life.

This would be for pumps, valves, meters, gauges, processors, etc.

Identified 2025 needs: Grit Pump Assembly @ $7,000

Images

Site Map

Details

Type of Project: Utilities (Water/Sewer)

Useful Life: 20

Capital Cost

FY2026 Budget
$100K

Total Budget (all years)
$500K

Project Total
$500K

FY2026 - FY2030 Capital Cost Breakdown

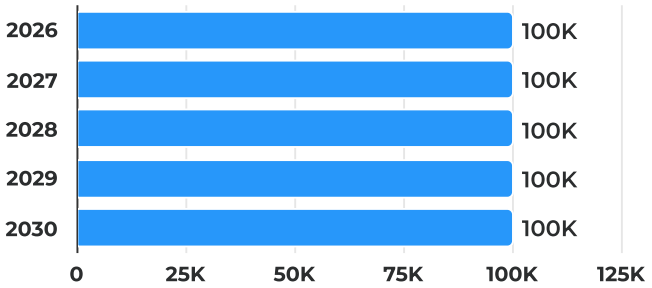

Construction	$500,000	100.00%

Capital Cost for Budgeted Years



Construction	$500,000	100.00%

Detailed Breakdown

Category	FY2026 *Proposed*	FY2027 *Proposed*	FY2028 *Proposed*	FY2029 *Proposed*	FY2030 *Proposed*	Total
Construction	$100,000	$100,000	$100,000	$100,000	$100,000	**$500,000**
Total	**$100,000**	**$100,000**	**$100,000**	**$100,000**	**$100,000**	**$500,000**

Funding Sources

FY2026 Budget
$100K

Total Budget (all years)
$500K

Project Total
$500K

FY2026 - FY2030 Funding Sources Breakdown

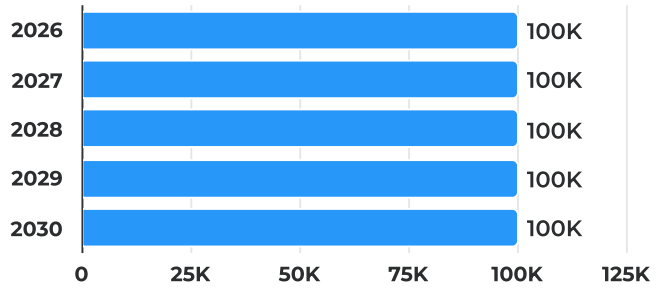

Wastewater Fund - 510	**$500,000**	100.00%

Funding Sources for Budgeted Years



Wastewater Fund - 510	**$500,000**	100.00%

Detailed Breakdown

Category	FY2026 *Proposed*	FY2027 *Proposed*	FY2028 *Proposed*	FY2029 *Proposed*	FY2030 *Proposed*	Total
Wastewater Fund - 510	$100,000	$100,000	$100,000	$100,000	$100,000	**$500,000**
Total	**$100,000**	**$100,000**	**$100,000**	**$100,000**	**$100,000**	**$500,000**

NWRF Improvements

Overview

Department	Utilities
Project Number	247014
Estimated Start Date	01/1/2024

Project Location

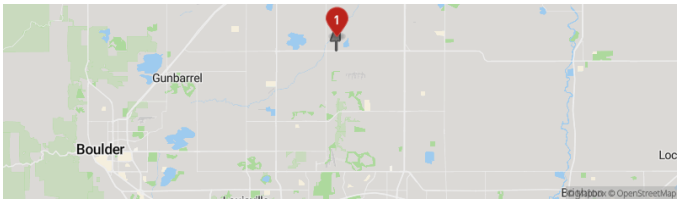

Description

2024: Plant upgrades listed in the 2019 Wastewater Plan include: Redundant Bar Screen, New Blower #5, Effluent Flow Meter and Sampling Station, Headworks Building Conduit Seal-off. There are ongoing improvements needed to keep up with growth and CDPHE regulations.

June 2025 update - Add disc filter for redundancy and increased capacity.

Images

Map

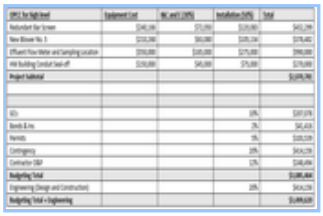
Chart

Details

Type of Project: Utilities (Water/Sewer)

Useful Life: 20

Capital Cost

FY2026 Budget
$750K

Total Budget (all years)
$4.25M

Project Total
$4.25M

FY2026 - FY2030 Capital Cost Breakdown

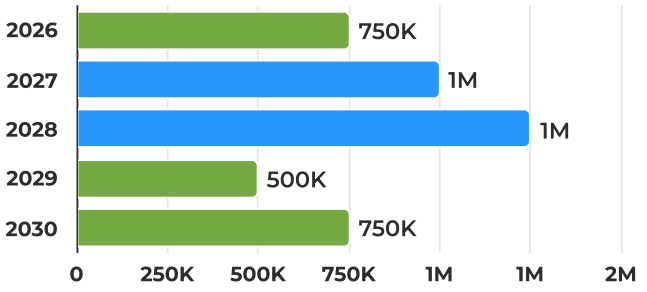

Construction	$2,250,000	52.94%
Engineering/Planning	$2,000,000	47.06%

Capital Cost for Budgeted Years

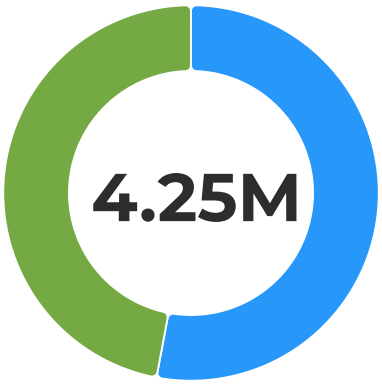

Construction	$2,250,000	52.94%
Engineering/Planning	$2,000,000	47.06%

Detailed Breakdown

Category	FY2026 *Proposed*	FY2027 *Proposed*	FY2028 *Proposed*	FY2029 *Proposed*	FY2030 *Proposed*	Total
Construction	$0	$1,000,000	$1,250,000	$0	$0	**$2,250,000**
Engineering/Planning	$750,000	$0	$0	$500,000	$750,000	**$2,000,000**
Total	**$750,000**	**$1,000,000**	**$1,250,000**	**$500,000**	**$750,000**	**$4,250,000**

Funding Sources

FY2026 Budget
$750K

Total Budget (all years)
$4.25M

Project Total
$4.25M

FY2026 - FY2030 Funding Sources Breakdown

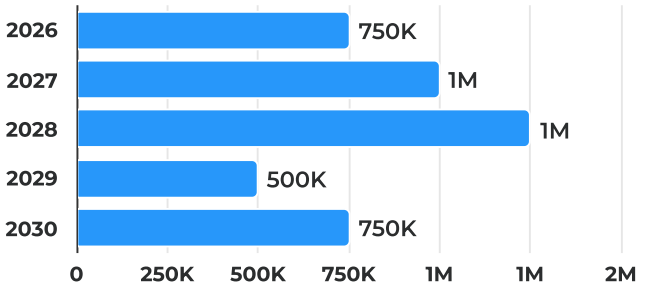

Wastewater Fund - 510 **$4,250,000** 100.00%

Funding Sources for Budgeted Years

Wastewater Fund - 510 **$4,250,000** 100.00%

Detailed Breakdown

Category	FY2026 *Proposed*	FY2027 *Proposed*	FY2028 *Proposed*	FY2029 *Proposed*	FY2030 *Proposed*	Total
Wastewater Fund - 510	$750,000	$1,000,000	$1,250,000	$500,000	$750,000	**$4,250,000**
Total	**$750,000**	**$1,000,000**	**$1,250,000**	**$500,000**	**$750,000**	**$4,250,000**

Operational Costs

FY2026 Budget
$54K

Total Budget (all years)
$290K

Project Total
$290K

Detailed Breakdown

Category	FY2026 *Proposed*	FY2027 *Proposed*	FY2028 *Proposed*	FY2029 *Proposed*	FY2030 *Proposed*	Total
Other (please specify in description above)	$54,000	$56,000	$58,000	$60,000	$62,000	**$290,000**
Total	**$54,000**	**$56,000**	**$58,000**	**$60,000**	**$62,000**	**$290,000**

NWRF Instrument Replacements

Overview

Department Utilities

Project Number 257517

Project Location

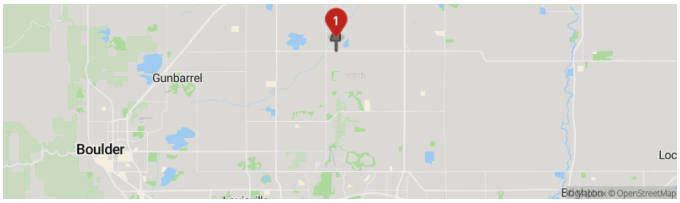

Description

This is an ongoing capital equipment budget line item for the replacement of instrumentation at the wastewater plant for items that fail, need replacement, or reach the end of their useful life. This would be for water-quality instruments and laboratory instruments that have limited lifespans.

Replace YSI Source Water Instrument for Erie Lake. Quote for replacement is $25,000.

Details

Type of Project: Utilities (Water/Sewer)

Useful Life: 7

Capital Cost

FY2026 Budget
$25K

Total Budget (all years)
$125K

Project Total
$125K

FY2026 - FY2030 Capital Cost Breakdown

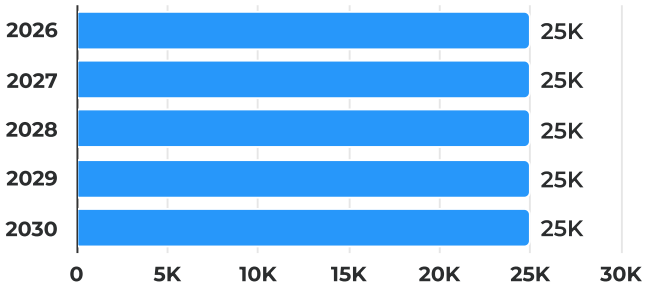

Construction	$125,000	100.00%

Capital Cost for Budgeted Years

Construction	$125,000	100.00%

Detailed Breakdown

Category	FY2026 *Proposed*	FY2027 *Proposed*	FY2028 *Proposed*	FY2029 *Proposed*	FY2030 *Proposed*	Total
Construction	$25,000	$25,000	$25,000	$25,000	$25,000	**$125,000**
Total	**$25,000**	**$25,000**	**$25,000**	**$25,000**	**$25,000**	**$125,000**

Funding Sources

FY2026 Budget
$25K

Total Budget (all years)
$125K

Project Total
$125K

FY2026 - FY2030 Funding Sources Breakdown

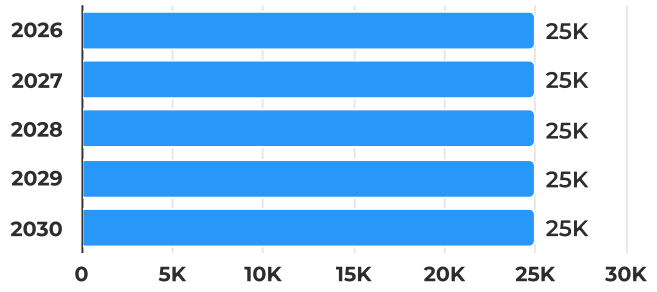

Wastewater Fund - 510	**$125,000**	100.00%

Funding Sources for Budgeted Years

Wastewater Fund - 510	**$125,000**	100.00%

Detailed Breakdown

Category	FY2026 *Proposed*	FY2027 *Proposed*	FY2028 *Proposed*	FY2029 *Proposed*	FY2030 *Proposed*	Total
Wastewater Fund - 510	$25,000	$25,000	$25,000	$25,000	$25,000	**$125,000**
Total	**$25,000**	**$25,000**	**$25,000**	**$25,000**	**$25,000**	**$125,000**

NWRF to HWY 52 & WCR5 (reimb)

Overview

Department	Utilities
Project Number	100395
Estimated Start Date	01/1/2024
Estimated Completion Date	12/31/2032

Project Location

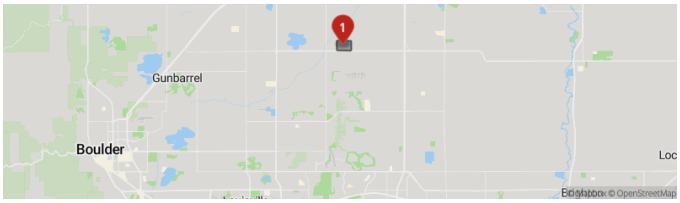

Description

Installing approximately 10,900 LF of 36" sanitary sewer interceptor line to provide service to Summerfield and the I-25 corridor. Per the Summerfield Annexation Agreement, the Developer will be reimbursed $300,000 upon construction acceptance, and $300,000 with every 100 building permits until the percentage to be reimbursed is paid. The section beyond the Summerfield Annexation will be fronted at the Town's expense to provide service to the I-25 corridor with project costs reimbursed by those who connect. This is listed in the 2013 Wastewater Utility Plan. Assuming 350 building permits from 2026-2031, development will cover 83.1% of construction phase cost.

Images

Alignment

Details

Type of Project: Utilities (Water/Sewer)

Capital Cost

FY2026 Budget
$1.05M

Total Budget (all years)
$5.25M

Project Total
$5.25M

FY2026 - FY2030 Capital Cost Breakdown

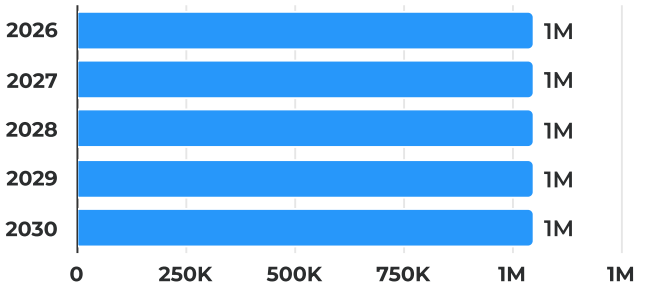

Construction	$5,250,000	100.00%

Capital Cost for Budgeted Years

Construction	$5,250,000	100.00%

Detailed Breakdown

Category	FY2026 *Proposed*	FY2027 *Proposed*	FY2028 *Proposed*	FY2029 *Proposed*	FY2030 *Proposed*	Total
Construction	$1,050,000	$1,050,000	$1,050,000	$1,050,000	$1,050,000	**$5,250,000**
Total	**$1,050,000**	**$1,050,000**	**$1,050,000**	**$1,050,000**	**$1,050,000**	**$5,250,000**

Funding Sources

FY2026 Budget
$1.05M

Total Budget (all years)
$5.25M

Project Total
$5.25M

FY2026 - FY2030 Funding Sources Breakdown

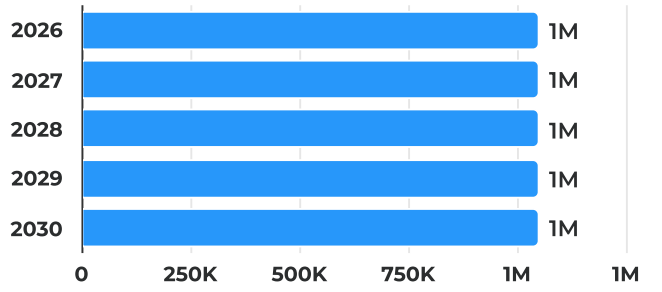

Wastewater Fund - 510 **$5,250,000** 100.00%

Funding Sources for Budgeted Years

Wastewater Fund - 510 **$5,250,000** 100.00%

Detailed Breakdown

Category	FY2026 *Proposed*	FY2027 *Proposed*	FY2028 *Proposed*	FY2029 *Proposed*	FY2030 *Proposed*	Total
Wastewater Fund - 510	$1,050,000	$1,050,000	$1,050,000	$1,050,000	$1,050,000	**$5,250,000**
Total	**$1,050,000**	**$1,050,000**	**$1,050,000**	**$1,050,000**	**$1,050,000**	**$5,250,000**

NWTF Upgrades

Overview

Department Utilities

Project Location

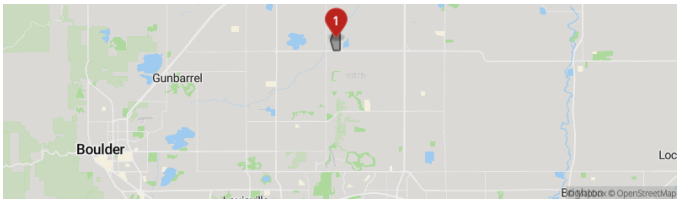

Description

Various upgrades to the new North Water Treatment Plant after startup for unforeseen upgrades needed to the treatment process and to comply with new CDPHE regulations.

Details

Type of Project: Utilities (Water/Sewer)

Useful Life: 10

Capital Cost

FY2026 Budget
$0

Total Budget (all years)
$60K

Project Total
$60K

FY2028 - FY2030 Capital Cost Breakdown

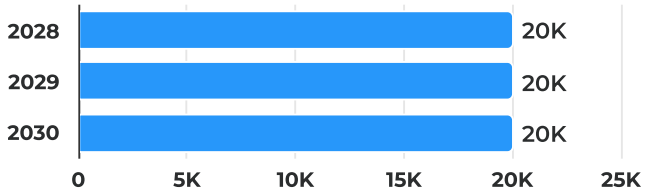

Construction **$60,000** 100.00%

Capital Cost for Budgeted Years



Construction **$60,000** 100.00%

Detailed Breakdown

Category	FY2028 *Proposed*	FY2029 *Proposed*	FY2030 *Proposed*	Total
Construction	$20,000	$20,000	$20,000	**$60,000**
Total	**$20,000**	**$20,000**	**$20,000**	**$60,000**

Funding Sources

FY2026 Budget
$0

Total Budget (all years)
$60K

Project Total
$60K

FY2028 - FY2030 Funding Sources Breakdown

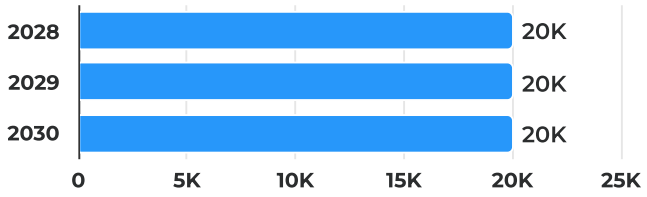

Water Fund - 500	**$60,000**	100.00%

Funding Sources for Budgeted Years



Water Fund - 500	**$60,000**	100.00%

Detailed Breakdown

Category	FY2028 *Proposed*	FY2029 *Proposed*	FY2030 *Proposed*	Total
Water Fund - 500	$20,000	$20,000	$20,000	**$60,000**
Total	**$20,000**	**$20,000**	**$20,000**	**$60,000**

Operational Costs

FY2026 Budget
$0

Total Budget (all years)
$6.3K

Project Total
$6.3K

Detailed Breakdown

Category	FY2028 *Proposed*	FY2029 *Proposed*	FY2030 *Proposed*	Total
Other (please specify in description above)	$2,000	$2,100	$2,200	**$6,300**
Total	**$2,000**	**$2,100**	**$2,200**	**$6,300**

Old Town Outfall Capacity Improvement

Overview

Department	Utilities
Project Number	267501
Estimated Start Date	01/1/2026
Estimated Completion Date	12/31/2029

Description

Design of Old Town infrastructure drainage improvements. Need to review recommendations and implement a plan.

Images

Old Town Outfall Capacity Improvements Map 1

Old Town Outfall Capacity Improvements Map 2

Details

Type of Project: Utilities (Water/Sewer)

Capital Cost

FY2026 Budget
$0

Total Budget (all years)
$5.45M

Project Total
$5.45M

FY2027 - FY2030 Capital Cost Breakdown

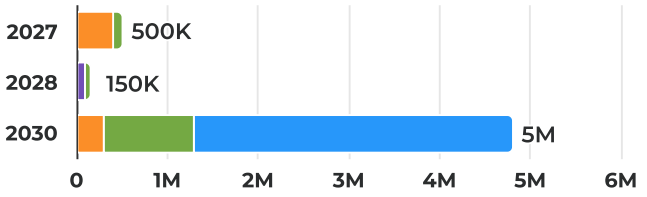

Construction	$3,500,000	64.22%
Contingency	$1,150,000	21.10%
Engineering/Planning	$700,000	12.84%
Easements	$100,000	1.83%

Capital Cost for Budgeted Years

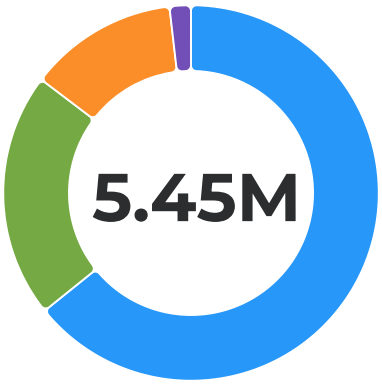

Construction	$3,500,000	64.22%
Contingency	$1,150,000	21.10%
Engineering/Planning	$700,000	12.84%
Easements	$100,000	1.83%

Detailed Breakdown

Category	FY2027 *Proposed*	FY2028 *Proposed*	FY2030 *Proposed*	Total
Construction	$0	$0	$3,500,000	**$3,500,000**
Contingency	$100,000	$50,000	$1,000,000	**$1,150,000**
Engineering/Planning	$400,000	$0	$300,000	**$700,000**
Easements	$0	$100,000	$0	**$100,000**
Total	**$500,000**	**$150,000**	**$4,800,000**	**$5,450,000**

Funding Sources

FY2026 Budget
$0

Total Budget (all years)
$5.45M

Project Total
$5.45M

FY2027 - FY2030 Funding Sources Breakdown

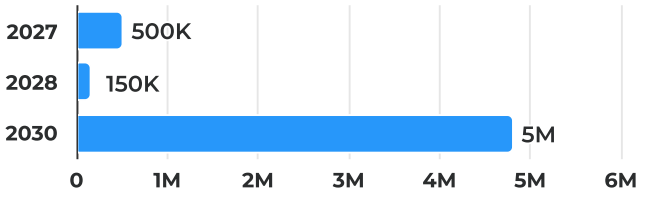

Storm Drainage Impact Fund - 340	**$5,450,000**	100.00%

Funding Sources for Budgeted Years

Storm Drainage Impact Fund - 340	**$5,450,000**	100.00%

Detailed Breakdown

Category	FY2027 *Proposed*	FY2028 *Proposed*	FY2030 *Proposed*	Total
Storm Drainage Impact Fund - 340	$500,000	$150,000	$4,800,000	**$5,450,000**
Total	**$500,000**	**$150,000**	**$4,800,000**	**$5,450,000**

Other Equipment - Fleet

Overview

Department Utilities

Description

Upgrade for our local Fuel Management program to the FuelMaster Live, cloud-based software. As a cloud-based system we no longer need the local dedicated computer in the Fleet office and therefore, maintenance or upgrades for it. This system upgrade precludes the necessary upgrade to the the local FuelMaster system that is due in 2026 at a cost of $4,000. With FM Live, they manage IT support, removing this burden from our own IT department. It also extends the need for future upgrades from every 5 years to every 15 years. The estimate includes bringing the Veeder Root usage meter online so it can be monitored remotely, and an estimated $1,500 for the service call from Kubat for the pedestal work done onsite.

Details

Type of Project: Other

Useful Life: 15

Supplemental Attachments

Quote

Capital Cost

FY2026 Budget
$10.5K

Total Budget (all years)
$10.5K

Project Total
$10.5K

FY2026 - FY2026 Capital Cost Breakdown

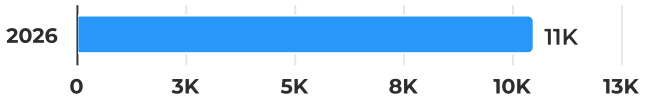

Other **$10,500** 100.00%

Capital Cost for Budgeted Years

Other **$10,500** 100.00%

Detailed Breakdown

Category	FY2026 *Proposed*	Total
Other	$10,500	**$10,500**
Total	**$10,500**	**$10,500**

Funding Sources

FY2026 Budget
$10.5K

Total Budget (all years)
$10.5K

Project Total
$10.5K

FY2026 - FY2026 Funding Sources Breakdown

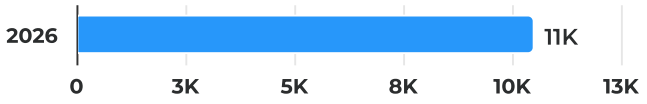

Capital Improvement Fund - 110	**$10,500**	100.00%

Funding Sources for Budgeted Years

Capital Improvement Fund - 110	**$10,500**	100.00%

Detailed Breakdown

Category	FY2026 *Proposed*	Total
Capital Improvement Fund - 110	$10,500	**$10,500**
Total	**$10,500**	**$10,500**

Operational Costs

FY2026 Budget
$7.25K

Total Budget (all years)
$7.25K

Project Total
$7.25K

Detailed Breakdown

Category	FY2026 *Proposed*	Total
Software	$7,248	**$7,248**
Total	**$7,248**	**$7,248**

PRV Replacement Plan

Overview

Department	Utilities
Project Number	257511
Estimated Start Date	06/1/2025
Estimated Completion Date	09/30/2025

Description

Replace and repair the components of our pressure reducing valves in our distribution system. PRVs allow a sufficient amount of pressure between two pressure zones. PRV's are a vital piece of equipment in the distribution system. When these components fail they can cause catastrophic damage to the entire system including residential plumbing and infrastructure. In 2021, a set of contractors mistakenly by-passed a PRV causing two pressure zones to conflict with each other leading to service lines having an influx of pressure and causing them to break away at the saddle (connection to the water main) the same kind of problem is likely to happen if there is a failure within the PRV. This kind of emergency situation can cost upwards of 65,000 dollars in just 24 hours. Our goal is to replace and repair before we see these failures in the system.

Images

PRV 1

PRV 2

PRV 3



PRV 4



PRV 5

PRV 6

Details

Type of Project: Utilities (Water/Sewer)

Useful Life: 15-20

Capital Cost

FY2026 Budget
$11.2K

Total Budget (all years)
$53K

Project Total
$53K

FY2026 - FY2030 Capital Cost Breakdown

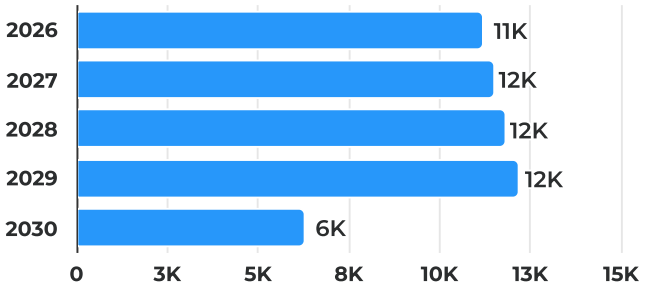

Construction	$53,000	100.00%

Capital Cost for Budgeted Years

Construction	$53,000	100.00%

Detailed Breakdown

Category	FY2026 *Proposed*	FY2027 *Proposed*	FY2028 *Proposed*	FY2029 *Proposed*	FY2030 *Proposed*	Total
Construction	$11,200	$11,500	$11,800	$12,200	$6,300	**$53,000**
Total	**$11,200**	**$11,500**	**$11,800**	**$12,200**	**$6,300**	**$53,000**

Funding Sources

FY2026 Budget
$11.2K

Total Budget (all years)
$53K

Project Total
$53K

FY2026 - FY2030 Funding Sources Breakdown

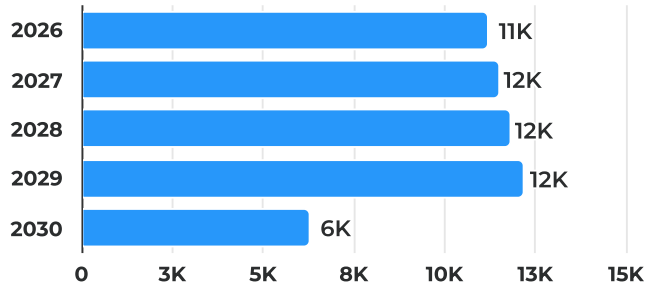

Water Fund - 500	$53,000	100.00%

Funding Sources for Budgeted Years



Water Fund - 500	$53,000	100.00%

Detailed Breakdown

Category	FY2026 *Proposed*	FY2027 *Proposed*	FY2028 *Proposed*	FY2029 *Proposed*	FY2030 *Proposed*	Total
Water Fund - 500	$11,200	$11,500	$11,800	$12,200	$6,300	**$53,000**
Total	**$11,200**	**$11,500**	**$11,800**	**$12,200**	**$6,300**	**$53,000**

Operational Costs

FY2026 Budget
$620

Total Budget (all years)
$2.94K

Project Total
$2.94K

Detailed Breakdown

Category	FY2026 *Proposed*	FY2027 *Proposed*	FY2028 *Proposed*	FY2029 *Proposed*	FY2030 *Proposed*	Total
Other (please specify in description above)	$620	$639	$658	$678	$349	**$2,944**
Total	**$620**	**$639**	**$658**	**$678**	**$349**	**$2,944**

Replace AC from Airport Drive East to end of AC

Overview

Department	Utilities
Project Number	267505
Estimated Start Date	01/1/2026
Estimated Completion Date	12/31/2028

Description

Replace the existing Asbetos Cement Pipeline; which includes: Connecting the 16-inch Zone three line from Airport Rd east in Barron Ct then south along the Runway, then east to the end of the existing AC Line located approx. 720 feet east of Bonanza Drive.

Images

Replace AC Airport Drive

Details

Type of Project: Utilities (Water/Sewer)

Useful Life: 30+

Capital Cost

FY2026 Budget
$0

Total Budget (all years)
$2.35M

Project Total
$2.35M

FY2027 - FY2028 Capital Cost Breakdown

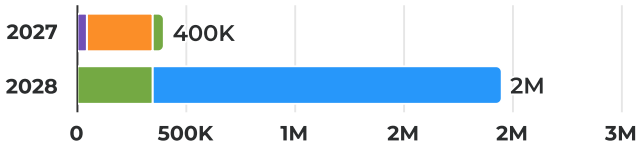

Construction	$1,600,000	68.09%
Contingency	$400,000	17.02%
Engineering/Planning	$300,000	12.77%
Property Acquisition	$50,000	2.13%

Capital Cost for Budgeted Years

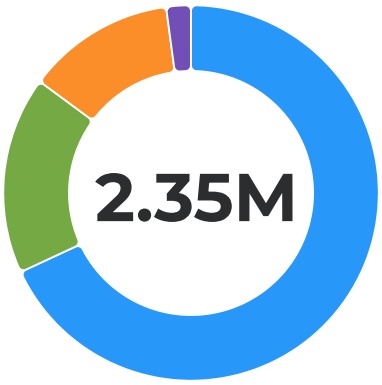

Construction	$1,600,000	68.09%
Contingency	$400,000	17.02%
Engineering/Planning	$300,000	12.77%
Property Acquisition	$50,000	2.13%

Detailed Breakdown

Category	FY2027 *Proposed*	FY2028 *Proposed*	Total
Construction	$0	$1,600,000	**$1,600,000**
Contingency	$50,000	$350,000	**$400,000**
Engineering/Planning	$300,000	$0	**$300,000**
Property Acquisition	$50,000	$0	**$50,000**
Total	**$400,000**	**$1,950,000**	**$2,350,000**

Funding Sources

FY2026 Budget
$0

Total Budget (all years)
$2.35M

Project Total
$2.35M

FY2027 - FY2028 Funding Sources Breakdown

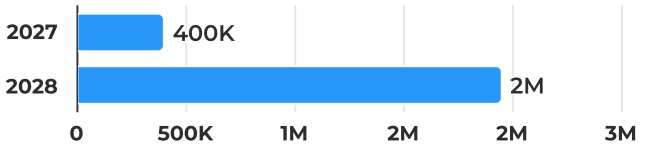

Water Fund - 500	**$2,350,000**	100.00%

Funding Sources for Budgeted Years

Water Fund - 500	**$2,350,000**	100.00%

Detailed Breakdown

Category	FY2027 *Proposed*	FY2028 *Proposed*	Total
Water Fund - 500	$400,000	$1,950,000	**$2,350,000**
Total	**$400,000**	**$1,950,000**	**$2,350,000**

Reuse System Improvements

Overview

Department Utilities

Project Number 267504

Project Location

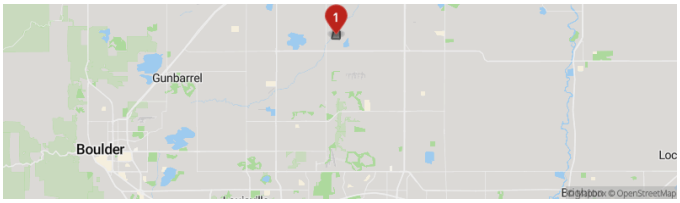

Description

Various improvements and upgrades to the Reuse System pump stations and storage tanks as it expands, and more customers are added to the system.

Details

Type of Project: Utilities (Water/Sewer)

Useful Life: 10

Capital Cost

FY2026 Budget
$50K

Total Budget (all years)
$150K

Project Total
$150K

FY2026 - FY2030 Capital Cost Breakdown

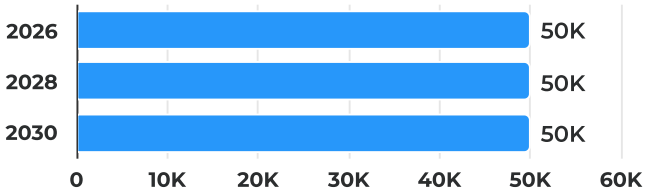

Construction	**$150,000**	100.00%

Capital Cost for Budgeted Years



Construction	**$150,000**	100.00%

Detailed Breakdown

Category	FY2026 *Proposed*	FY2028 *Proposed*	FY2030 *Proposed*	Total
Construction	$50,000	$50,000	$50,000	**$150,000**
Total	**$50,000**	**$50,000**	**$50,000**	**$150,000**

Funding Sources

FY2026 Budget
$50K

Total Budget (all years)
$150K

Project Total
$150K

FY2026 - FY2030 Funding Sources Breakdown

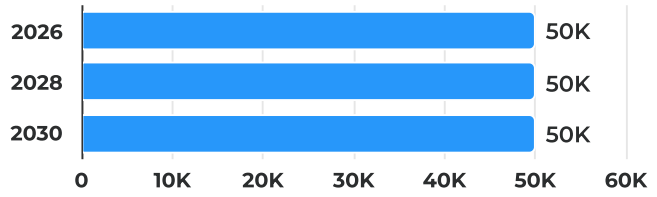

Water Fund - 500	**$150,000**	100.00%

Funding Sources for Budgeted Years



Water Fund - 500	**$150,000**	100.00%

Detailed Breakdown

Category	FY2026 *Proposed*	FY2028 *Proposed*	FY2030 *Proposed*	Total
Water Fund - 500	$50,000	$50,000	$50,000	**$150,000**
Total	**$50,000**	**$50,000**	**$50,000**	**$150,000**

Operational Costs

FY2026 Budget
$0

Total Budget (all years)
$9.2K

Project Total
$9.2K

Detailed Breakdown

Category	FY2027 *Proposed*	FY2028 *Proposed*	FY2029 *Proposed*	FY2030 *Proposed*	Total
Other (please specify in description above)	$2,000	$2,200	$2,400	$2,600	**$9,200**
Total	**$2,000**	**$2,200**	**$2,400**	**$2,600**	**$9,200**

Sewer Rehabilitation

Overview

Department Utilities

Project Number 100115

Description

Flow monitoring, installing water-tight lids, general repairs, and other investigations. Based on the assessment, improvements will be recommended to rehabilitate, upgrade, or replace portions of the existing collection system. By routinely assessing the existing collection system, the timing of improvements recommended in the Wastewater Strategic Plan can be incorporated at the appropriate time, in addition to adjustments per the Strategic Plan recommendations. Holes discovered in the lining result in sooner rehab needs. Ripple/folds/bubbles in the liner can be caused by improper installation leading to sewer backups, rips/tears from maintenance equipment, and impacts to capacity/flow. Rootball can grow into the line from a tap. Aside from jetting to clean this area, a root treatment should delay or kill off future growth.

Images

Manhole

Jetting



Hole in liner

Ripple-fold in liner

Rootball at tap

Details

Type of Project: Utilities (Water/Sewer)

Useful Life: 50-75

Capital Cost

FY2026 Budget
$380K

Total Budget (all years)
$770K

Project Total
$770K

FY2026 - FY2029 Capital Cost Breakdown

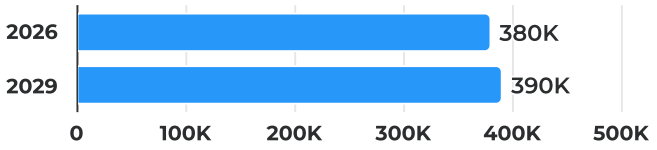

Construction	**$770,000**	100.00%

Capital Cost for Budgeted Years



Construction	**$770,000**	100.00%

Detailed Breakdown

Category	FY2026 *Proposed*	FY2029 *Proposed*	Total
Construction	$380,000	$390,000	**$770,000**
Total	**$380,000**	**$390,000**	**$770,000**

Funding Sources

FY2026 Budget
$380K

Total Budget (all years)
$770K

Project Total
$770K

FY2026 - FY2029 Funding Sources Breakdown

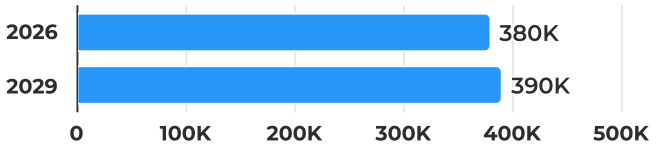

Wastewater Fund - 510 **$770,000** 100.00%

Funding Sources for Budgeted Years



Wastewater Fund - 510 **$770,000** 100.00%

Detailed Breakdown

Category	FY2026 *Proposed*	FY2029 *Proposed*	Total
Wastewater Fund - 510	$380,000	$390,000	**$770,000**
Total	**$380,000**	**$390,000**	**$770,000**

Operational Costs

FY2026 Budget
$30.9K

Total Budget (all years)
$164K

Project Total
$164K

Detailed Breakdown

Category	FY2026 *Proposed*	FY2027 *Proposed*	FY2028 *Proposed*	FY2029 *Proposed*	FY2030 *Proposed*	Total
Other (please specify in description above)	$30,900	$31,827	$32,782	$33,766	$34,779	**$164,054**
Total	**$30,900**	**$31,827**	**$32,782**	**$33,766**	**$34,779**	**$164,054**

Sewer Trunk Line - Erie Gateway

Overview

Department	Utilities
Project Number	247015
Estimated Start Date	01/1/2024
Estimated Completion Date	12/31/2034

Project Location

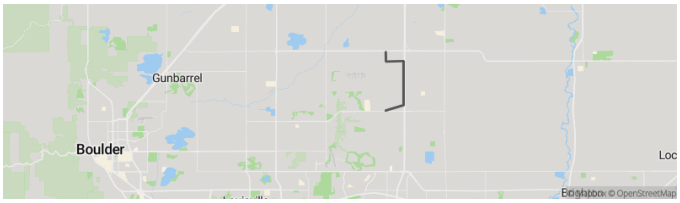

Description

Extending sewerline from Summerfield to Erie Gateway / I-25. Installation of approximately 7520 LF of 24" sanitary sewer interceptor line from SH-52 to I-25 to provide service to the I-25 corridor Project is predicated in anticipation of developer and reimbursement by those that connect. This is listed in the 2013 Wastewater Utility Plan. The construction of this line will be development driven. Continue Northside Interceptor south along I-25 from 1/2 mile north of Weld County Road 12 south then west to Erie Parkway. The construction of this line will be development driven.

Burns & McDonnell report is 11.988 KB. Cannot attach.

Images

Gateway Sewer Truck Line - South alignment

Gateway Sewer Truck Line - North alignment

Details

Type of Project: Utilities (Water/Sewer)

Useful Life: 30+

Capital Cost

FY2026 Budget
$0

Total Budget (all years)
$33.5M

Project Total
$33.5M

FY2027 - FY2030 Capital Cost Breakdown

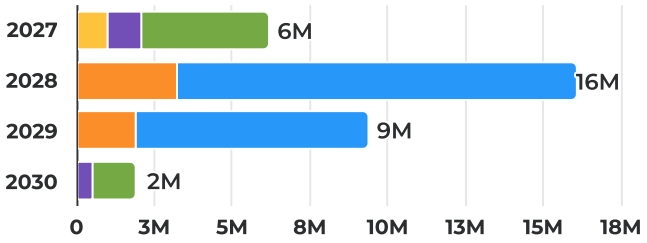

Construction	$20,367,963	60.76%
Engineering/Planning	$5,467,800	16.31%
Contingency	$5,092,000	15.19%
Easements	$1,595,925	4.76%
Property Acquisition	$1,000,000	2.98%

Capital Cost for Budgeted Years

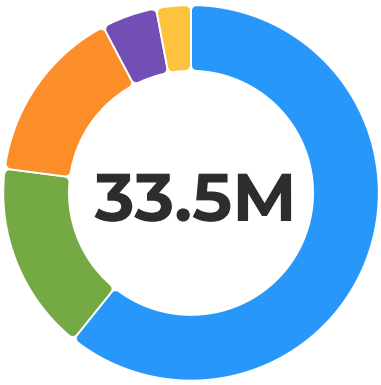

Construction	$20,367,963	60.76%
Engineering/Planning	$5,467,800	16.31%
Contingency	$5,092,000	15.19%
Easements	$1,595,925	4.76%
Property Acquisition	$1,000,000	2.98%

Detailed Breakdown

Category	FY2027 *Proposed*	FY2028 *Proposed*	FY2029 *Proposed*	FY2030 *Proposed*	Total
Construction	$0	$12,877,155	$7,490,808	$0	**$20,367,963**
Engineering/Planning	$4,073,600	$0	$0	$1,394,200	**$5,467,800**
Contingency	$0	$3,219,300	$1,872,700	$0	**$5,092,000**
Easements	$1,089,000	$0	$0	$506,925	**$1,595,925**
Property Acquisition	$1,000,000	$0	$0	$0	**$1,000,000**
Total	**$6,162,600**	**$16,096,455**	**$9,363,508**	**$1,901,125**	**$33,523,688**

Funding Sources

FY2026 Budget
$0

Total Budget (all years)
$33.5M

Project Total
$33.5M

FY2027 - FY2030 Funding Sources Breakdown

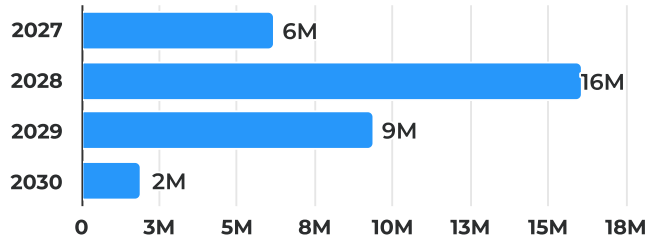

Wastewater Fund - 510 **$33,523,688** 100.00%

Funding Sources for Budgeted Years

Wastewater Fund - 510 **$33,523,688** 100.00%

Detailed Breakdown

Category	FY2027 *Proposed*	FY2028 *Proposed*	FY2029 *Proposed*	FY2030 *Proposed*	Total
Wastewater Fund - 510	$6,162,600	$16,096,455	$9,363,508	$1,901,125	**$33,523,688**
Total	**$6,162,600**	**$16,096,455**	**$9,363,508**	**$1,901,125**	**$33,523,688**

Solar at NWRF

Overview

Department Utilities

Project Number 247013

Project Location

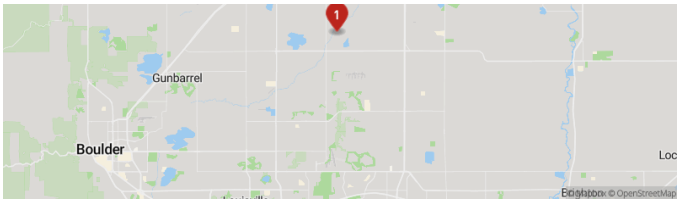

Description

This project will expand the floating solar array, currently under construction at the NWRF. Phase 1 of this project, funded in part with a $900K DOLA Grant, is installing 1.2MW of photo voltaic (PV) generation on the Town's reuse water reservoir. Phase 1 will satisfy about 40% of the electrical demand from the North Water Reclamation Facility (NWRF). This funding will cover a portion of the 2nd phase of the project, installing an additional 1.9MW of PV generation to cover the remaining portion of the NWRF's electrical demand. This project will only proceed if the Town is able to secure additional grant funding to cover a portion of the Phase 2 cost.

Details

Type of Project: Utilities (Water/Sewer)

Useful Life: 25+

Grant Information

Phase 1 DOLA Grant received: $900K in sponsored funding; $900K Town Match.

Capital Cost

FY2026 Budget
$2.26M

Total Budget (all years)
$2.26M

Project Total
$2.26M

FY2026 - FY2026 Capital Cost Breakdown

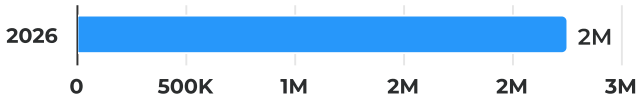

Construction	$2,256,458	100.00%

Capital Cost for Budgeted Years

Construction	$2,256,458	100.00%

Detailed Breakdown

Category	FY2026 *Proposed*	Total
Construction	$2,256,458	**$2,256,458**
Total	**$2,256,458**	**$2,256,458**

Funding Sources

FY2026 Budget
$2.26M

Total Budget (all years)
$2.26M

Project Total
$2.26M

FY2026 - FY2026 Funding Sources Breakdown

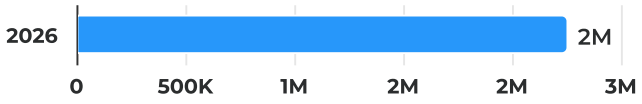

Wastewater Fund - 510	$2,256,458	100.00%

Funding Sources for Budgeted Years

Wastewater Fund - 510	$2,256,458	100.00%

Detailed Breakdown

Category	FY2026 *Proposed*	Total
Wastewater Fund - 510	$2,256,458	**$2,256,458**
Total	**$2,256,458**	**$2,256,458**

Storm Pipe Rehab

Overview

Department	Utilities
Project Number	267502
Estimated Start Date	01/1/2026

Description

Improving all existing storm pipes to meet all current standards and hydraulic operational efficiency - increasing maintenance productivity. With properly functioning pipes there are fewer chances of infiltration and potential blockages, i.e. leaf build-up root intrusion, etc., and also leads to a more aesthetically pleasing environment for residents where these pipes lead to (daylight or seen above ground), which are often found in highly trafficked areas for residents.

Images


Storm pipe offset


Storm pipe with hole

Storm pipe with hole 2

Storm pipe with hole 3

Storm pipe with protruding tap

storm pipe with excess grout

storm pipe with joint separation

storm pipe with joint separation 2

storm pipe with joint separation 3

storm pipe with debris

Details

Type of Project: Utilities (Water/Sewer)

Capital Cost

FY2026 Budget
$41.2K

Total Budget (all years)
$218K

Project Total
$218K

FY2026 - FY2030 Capital Cost Breakdown

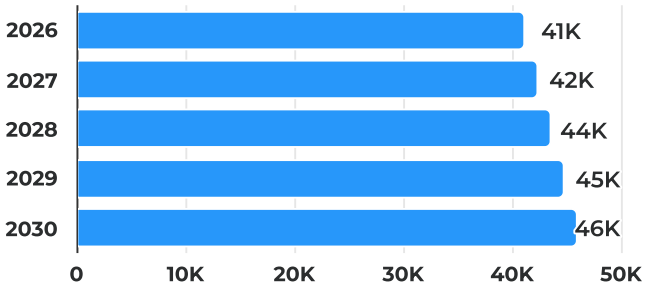

Construction	$218,000	100.00%

Capital Cost for Budgeted Years

Construction	$218,000	100.00%

Detailed Breakdown

Category	FY2026 *Proposed*	FY2027 *Proposed*	FY2028 *Proposed*	FY2029 *Proposed*	FY2030 *Proposed*	Total
Construction	$41,200	$42,400	$43,600	$44,800	$46,000	**$218,000**
Total	**$41,200**	**$42,400**	**$43,600**	**$44,800**	**$46,000**	**$218,000**

Funding Sources

FY2026 Budget
$41.2K

Total Budget (all years)
$218K

Project Total
$218K

FY2026 - FY2030 Funding Sources Breakdown

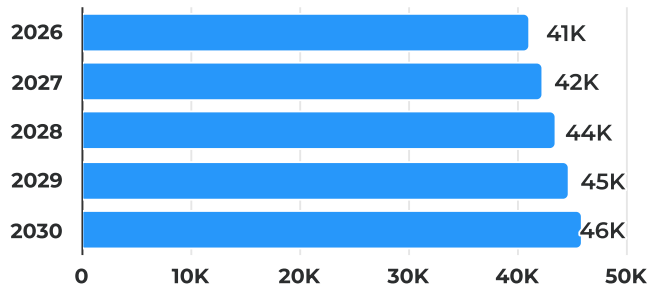

- Storm Drainage Operating Fund - 520 **$218,000** 100.00%

Funding Sources for Budgeted Years

- Storm Drainage Operating Fund - 520 **$218,000** 100.00%

Detailed Breakdown

Category	FY2026 *Proposed*	FY2027 *Proposed*	FY2028 *Proposed*	FY2029 *Proposed*	FY2030 *Proposed*	Total
Storm Drainage Operating Fund - 520	$41,200	$42,400	$43,600	$44,800	$46,000	**$218,000**
Total	**$41,200**	**$42,400**	**$43,600**	**$44,800**	**$46,000**	**$218,000**

Operational Costs

FY2026 Budget
$0

Total Budget (all years)
$4.18K

Project Total
$4.18K

Detailed Breakdown

Category	FY2027 *Proposed*	FY2028 *Proposed*	FY2029 *Proposed*	FY2030 *Proposed*	Total
Other (please specify in description above)	$1,000	$1,030	$1,061	$1,093	**$4,184**
Total	**$1,000**	**$1,030**	**$1,061**	**$1,093**	**$4,184**

Storm Structure Rehabilitation

Overview

Department	Utilities
Project Number	257521
Estimated Start Date	06/1/2025
Estimated Completion Date	10/31/2025

Description

Improving all existing storm infrastructure to meet current standards and operational efficiency and increasing maintenance productivity and accessibility. (outlet/inlet structures, FES, trickle channels, micro pools, forebays, etc.) With properly functioning infrastructure there is less chance of debris to accumulate, leading to a more aesthetically pleasing environment for residents because these areas are often found near parks and open spaces in the eyes of the community.

Images

Storm Structure Rehab 1

Storm Structure Rehab 2

Storm Structure Rehab 3

Storm Structure Rehab 4

Storm Structure Rehab 5

Details

Type of Project: Utilities (Water/Sewer)

Useful Life: 25-50 Years

Capital Cost

FY2026 Budget
$21.2K

Total Budget (all years)
$112K

Project Total
$112K

FY2026 - FY2030 Capital Cost Breakdown

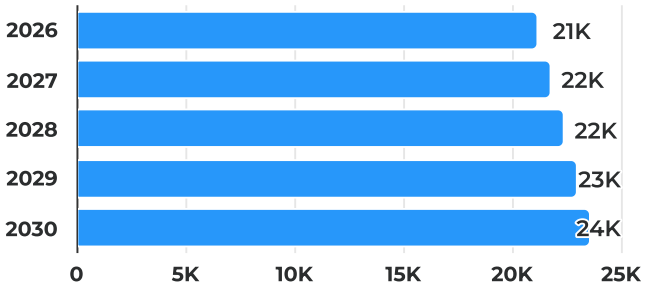

Construction	$112,000	100.00%

Capital Cost for Budgeted Years

Construction	$112,000	100.00%

Detailed Breakdown

Category	FY2026 *Proposed*	FY2027 *Proposed*	FY2028 *Proposed*	FY2029 *Proposed*	FY2030 *Proposed*	Total
Construction	$21,200	$21,800	$22,400	$23,000	$23,600	**$112,000**
Total	**$21,200**	**$21,800**	**$22,400**	**$23,000**	**$23,600**	**$112,000**

Funding Sources

FY2026 Budget
$21.2K

Total Budget (all years)
$112K

Project Total
$112K

FY2026 - FY2030 Funding Sources Breakdown

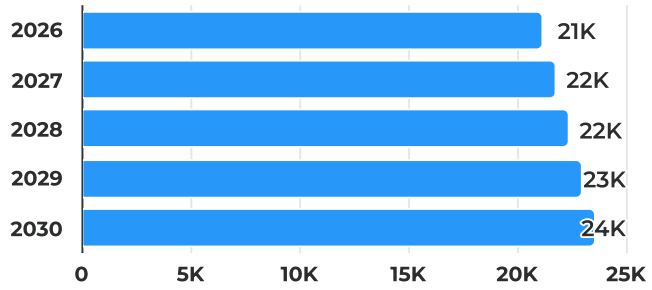

- Storm Drainage Operating Fund - 520 **$112,000** 100.00%

Funding Sources for Budgeted Years

- Storm Drainage Operating Fund - 520 **$112,000** 100.00%

Detailed Breakdown

Category	FY2026 *Proposed*	FY2027 *Proposed*	FY2028 *Proposed*	FY2029 *Proposed*	FY2030 *Proposed*	Total
Storm Drainage Operating Fund - 520	$21,200	$21,800	$22,400	$23,000	$23,600	**$112,000**
Total	**$21,200**	**$21,800**	**$22,400**	**$23,000**	**$23,600**	**$112,000**

Operational Costs

FY2026 Budget
$10.4K

Total Budget (all years)
$55.2K

Project Total
$55.2K

Detailed Breakdown

Category	FY2026 *Proposed*	FY2027 *Proposed*	FY2028 *Proposed*	FY2029 *Proposed*	FY2030 *Proposed*	Total
Other (please specify in description above)	$10,400	$10,712	$11,033	$11,364	$11,705	**$55,214**
Total	**$10,400**	**$10,712**	**$11,033**	**$11,364**	**$11,705**	**$55,214**

Upsize Sanitary Sewer in WCR 7

Overview

Department Utilities

Project Number 267507

Description

Per the DA for Summerfield Filing 2, an additional sanitary sewer is to be upsized in WCR 7 to accommodate future development. The length is approximately 570 LF from a 12" to an 18". Per Summerfield Filing No. 2 DA anticipated to be approved June 24, 2025

Details

Type of Project: Utilities (Water/Sewer)

Useful Life: 50

Capital Cost

FY2026 Budget
$76.4K

Total Budget (all years)
$76.4K

Project Total
$76.4K

FY2026 - FY2026 Capital Cost Breakdown

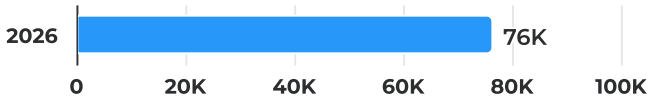

Other **$76,410** 100.00%

Capital Cost for Budgeted Years



Other **$76,410** 100.00%

Detailed Breakdown

Category	FY2026 *Proposed*	Total
Other	$76,410	**$76,410**
Total	**$76,410**	**$76,410**

Funding Sources

FY2026 Budget
$76.4K

Total Budget (all years)
$76.4K

Project Total
$76.4K

FY2026 - FY2026 Funding Sources Breakdown

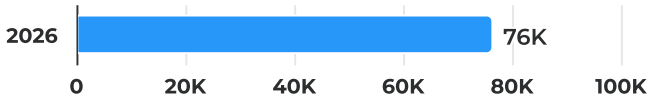

Wastewater Fund - 510	$76,410	100.00%

Funding Sources for Budgeted Years

Wastewater Fund - 510	$76,410	100.00%

Detailed Breakdown

Category	FY2026 *Proposed*	Total
Wastewater Fund - 510	$76,410	**$76,410**
Total	**$76,410**	**$76,410**

Upsizing Waterlines - Developer Reimbursements

Overview

Department Utilities

Project Number 267506

Description

It is more cost effective to have developers upsize waterlines than for the Town to construct large waterlines. This funding anticipates the cost of reimbursing developers for upsizing waterlines to meet the Town's master plan requirements. In 2026 staff anticipates Summerfield will be reimbursed for approximately 1,800 LF of a 16" line they will construct in WCR 12 from their western connection to WCR 5.

Details

Type of Project: Utilities (Water/Sewer)

Useful Life: 30+

Capital Cost

FY2026 Budget
$1M

Total Budget (all years)
$4.5M

Project Total
$4.5M

FY2026 - FY2030 Capital Cost Breakdown

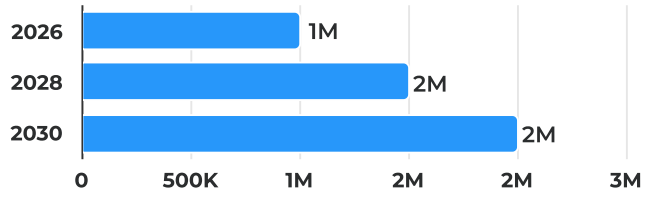

Construction **$4,500,000** 100.00%

Capital Cost for Budgeted Years

Construction **$4,500,000** 100.00%

Detailed Breakdown

Category	FY2026 *Proposed*	FY2028 *Proposed*	FY2030 *Proposed*	Total
Construction	$1,000,000	$1,500,000	$2,000,000	**$4,500,000**
Total	**$1,000,000**	**$1,500,000**	**$2,000,000**	**$4,500,000**

Funding Sources

FY2026 Budget
$1M

Total Budget (all years)
$4.5M

Project Total
$4.5M

FY2026 - FY2030 Funding Sources Breakdown

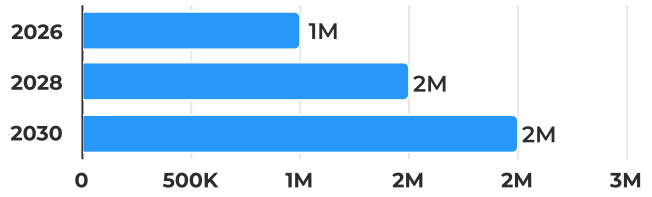

Water Fund - 500 **$4,500,000** 100.00%

Funding Sources for Budgeted Years

Water Fund - 500 **$4,500,000** 100.00%

Detailed Breakdown

Category	FY2026 *Proposed*	FY2028 *Proposed*	FY2030 *Proposed*	Total
Water Fund - 500	$1,000,000	$1,500,000	$2,000,000	**$4,500,000**
Total	**$1,000,000**	**$1,500,000**	**$2,000,000**	**$4,500,000**

Utilities Distribution Fleet Requests - New Equipment

Overview

Department Utilities

Request Description

International HV507 Dump Truck: This dump truck's main duty would be for the vital function of removing and replacing materials during emergency water breaks and storm water blockages. In addition, we would be using this dump truck for the removal of debris build up from maintenance preformed throughout the year. Water main breaks usually occur during the winter months, so getting an emergency water break during this time we would have to disassemble all the snow removal equipment off the dump trucks which would leave us down a truck for snow removal. In addition, removing the equipment creates un-necessary wear and tear on the trucks and higher risk of damaging the truck or components on the breakdown. Total: $177,359

Supplemental attachments

E9 - Kois 25-1650 33832 updated.pdf

Capital Cost

FY2026 Budget
$177K

Total Budget (all years)
$177K

Project Total
$177K

FY2026 - FY2026 Capital Cost Breakdown

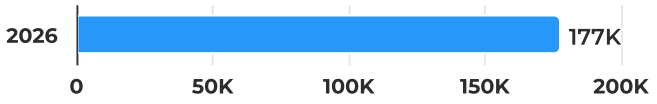

Equipment	$177,359	100.00%

Capital Cost for Budgeted Years



Equipment	$177,359	100.00%

Detailed Breakdown

Category	FY2026 *Proposed*	Total
Equipment	$177,359	**$177,359**
Total	**$177,359**	**$177,359**

Funding Sources

FY2026 Budget
$177K

Total Budget (all years)
$177K

Project Total
$177K

FY2026 - FY2026 Funding Sources Breakdown

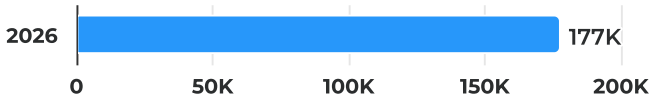

Water Fund - 500	**$177,359**	100.00%

Funding Sources for Budgeted Years



Water Fund - 500	**$177,359**	100.00%

Detailed Breakdown

Category	FY2026 *Proposed*	Total
Water Fund - 500	$177,359	**$177,359**
Total	**$177,359**	**$177,359**

Utilities Drainage Operations Fleet Requests - New Equipment

Overview

Department Utilities

Request Description

2025 Toro Compact Utility Loader, Dingo TXL2000 Telescoping with Std Bucket: The Mini skid will be used for cleaning trickle channels through ponds and drainage ways and removing cut down vegetation within ponds. The mini skid has many attachments as well that will assist with operation and maintenance for the Stormwater Maintenance department. A Mini skid would help us grab and handle larger trees that are removed from our areas of maintenance. A mini skid is a more maneuverable piece of equipment that would allow for easier access into maintenance areas. Total: $72,689

2025 Ford 450 CCTV sewer inspection truck: this would be associated with storm sewer inspections. this piece of equipment will allow us to bring in more of the sewer inspections that we currently contract out to be done in house and save us money through the years. our goal is to be able to continue to acquire staff for the storm department to be able to do more of these general maintenance items in house with out having to put it out for contract. getting a CCTV inspection vehicle will allow use for emergency situations as well when the current CCTV trailer is being used for sanitary sewer. the major obstacle with having one cctv unit is the requirement of needing to disinfect it before using it in the storm sewers and D&C uses there unit almost daily which makes it more of a hassle when it is needed. Total: $348,831

Capital Cost

FY2026 Budget
$422K

Total Budget (all years)
$422K

Project Total
$422K

FY2026 - FY2026 Capital Cost Breakdown

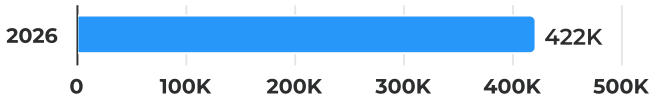

Equipment **$421,520** 100.00%

Capital Cost for Budgeted Years

Equipment **$421,520** 100.00%

Detailed Breakdown

Category	FY2026 *Proposed*	Total
Equipment	$421,520	**$421,520**
Total	**$421,520**	**$421,520**

Funding Sources

FY2026 Budget
$422K

Total Budget (all years)
$422K

Project Total
$422K

FY2026 - FY2026 Funding Sources Breakdown

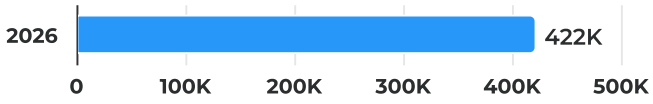

- Storm Drainage Operating Fund - 520 **$421,520** 100.00%

Funding Sources for Budgeted Years

- Storm Drainage Operating Fund - 520 **$421,520** 100.00%

Detailed Breakdown

Category	FY2026 *Proposed*	Total
Storm Drainage Operating Fund - 520	$421,520	**$421,520**
Total	**$421,520**	**$421,520**

Valve Rehabilitation

Overview

Department	Utilities
Project Number	257503
Estimated Start Date	05/1/2025
Estimated Completion Date	06/30/2025

Project Location

Description

We have right-hand open valves in the system, many of them are in Arapahoe Ridge. This project is for swapping the internal components of the valves to make them left-hand open, so they are the same as the valves we have throughout the rest of the Town. There are also some areas where the soil is more corrosive, so we want to change out the bolts on the stuffing box on the valves because those are what tend to corrode and cause the valve to leak when we perform our annual maintenance. When they break, and we have water leaking from the valve, the interruption it would have on the residents would be significant. We would then have to isolate the valve and that may lead to service being shut off until the emergency repair is made in 2025, the goal is to replace the components of the valve before the street replacement program to limit the impact to the residents as well as having the road aesthetically pleasing for the community by not having patches on a newly paved road.

Details

Type of Project: Utilities (Water/Sewer)

Useful Life: 15-30 Years

Capital Cost

FY2026 Budget
$54.4K

Total Budget (all years)
$101K

Project Total
$101K

FY2026 - FY2030 Capital Cost Breakdown

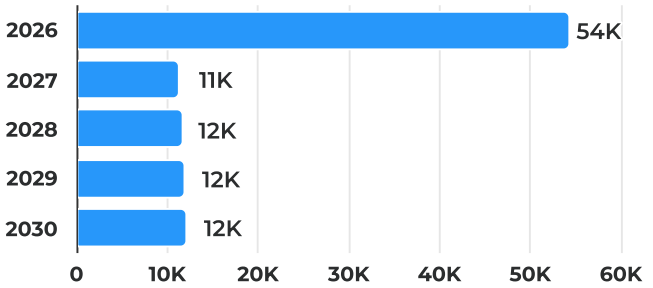

Construction	$101,300	100.00%

Capital Cost for Budgeted Years



Construction	$101,300	100.00%

Detailed Breakdown

Category	FY2026 *Proposed*	FY2027 *Proposed*	FY2028 *Proposed*	FY2029 *Proposed*	FY2030 *Proposed*	Total
Construction	$54,400	$11,200	$11,600	$11,900	$12,200	**$101,300**
Total	**$54,400**	**$11,200**	**$11,600**	**$11,900**	**$12,200**	**$101,300**

Funding Sources

FY2026 Budget
$54.4K

Total Budget (all years)
$101K

Project Total
$101K

FY2026 - FY2030 Funding Sources Breakdown

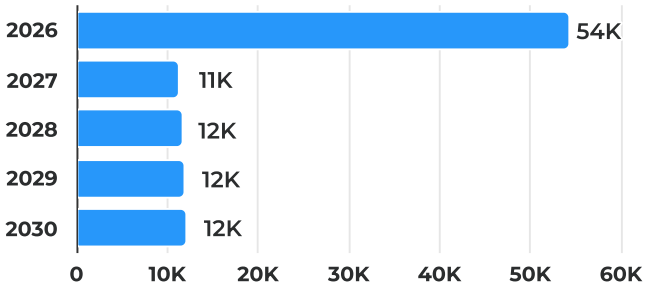

Water Fund - 500 **$101,300** 100.00%

Funding Sources for Budgeted Years



Water Fund - 500 **$101,300** 100.00%

Detailed Breakdown

Category	FY2026 *Proposed*	FY2027 *Proposed*	FY2028 *Proposed*	FY2029 *Proposed*	FY2030 *Proposed*	Total
Water Fund - 500	$54,400	$11,200	$11,600	$11,900	$12,200	**$101,300**
Total	**$54,400**	**$11,200**	**$11,600**	**$11,900**	**$12,200**	**$101,300**

Operational Costs

FY2026 Budget
$0

Total Budget (all years)
$155

Project Total
$155

Detailed Breakdown

Category	FY2030 *Proposed*	Total
Other (please specify in description above)	$155	**$155**
Total	**$155**	**$155**

Water Meters - New

Overview

Department Utilities

Project Number 100002

Description

Install new meters as requested with development. Price update to 1" meter pricing due to residential fire sprinkler system. Included a few 1.5", 2", and 3" meters.

Images

100002.jpg

New Meter 1

New Meter 2

New Meter 3

New Meter 4

New Meter 5

Details

Type of Project: Utilities (Water/Sewer)

Useful Life: 10-15 years

Capital Cost

FY2026 Budget
$357K

Total Budget (all years)
$1.88M

Project Total
$1.88M

FY2026 - FY2030 Capital Cost Breakdown

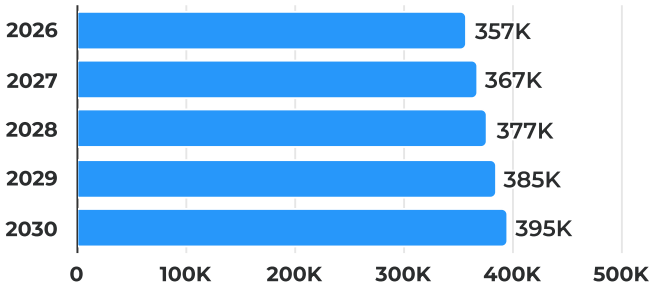

Other $1,881,935 100.00%

Capital Cost for Budgeted Years

Other $1,881,935 100.00%

Detailed Breakdown

Category	FY2026 *Proposed*	FY2027 *Proposed*	FY2028 *Proposed*	FY2029 *Proposed*	FY2030 *Proposed*	Total
Other	$357,194	$367,303	$377,412	$384,991	$395,035	**$1,881,935**
Total	**$357,194**	**$367,303**	**$377,412**	**$384,991**	**$395,035**	**$1,881,935**

Funding Sources

FY2026 Budget
$357K

Total Budget (all years)
$1.88M

Project Total
$1.88M

FY2026 - FY2030 Funding Sources Breakdown

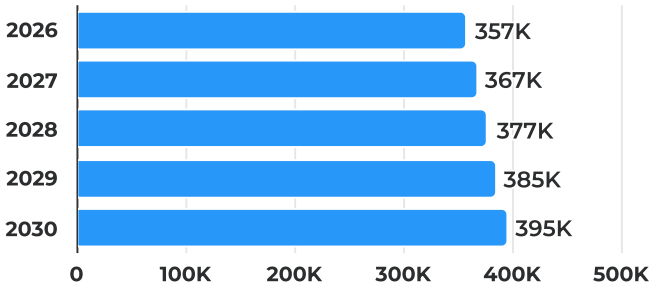

Water Fund - 500 **$1,881,935** 100.00%

Funding Sources for Budgeted Years

Water Fund - 500 **$1,881,935** 100.00%

Detailed Breakdown

Category	FY2026 *Proposed*	FY2027 *Proposed*	FY2028 *Proposed*	FY2029 *Proposed*	FY2030 *Proposed*	Total
Water Fund - 500	$357,194	$367,303	$377,412	$384,991	$395,035	**$1,881,935**
Total	**$357,194**	**$367,303**	**$377,412**	**$384,991**	**$395,035**	**$1,881,935**

Operational Costs

FY2026 Budget
$22.4K

Total Budget (all years)
$118K

Project Total
$118K

Detailed Breakdown

Category	FY2026 *Proposed*	FY2027 *Proposed*	FY2028 *Proposed*	FY2029 *Proposed*	FY2030 *Proposed*	Total
General Maintenance	$22,351	$23,021	$23,678	$24,339	$24,999	**$118,388**
Total	**$22,351**	**$23,021**	**$23,678**	**$24,339**	**$24,999**	**$118,388**

Water Meters - Replacements

Overview

Department Utilities

Project Number 100001

Description

Install replacement meters as needed for non-working meters. Converting to smart meters starting in 2016 on a 10-year replacement plan. COVID-19 put this behind schedule. 2025 continuing 10-year replacement program. Price update to 1" meter pricing due to residential fire sprinkler system. A few 1.5", 2", and 3" meters also included each year.

Images

100001.jpg

Meter Replacement 1

Meter Replacement 2

Meter Replacement 3

Meter Replacement 4

Meter Replacement 5

Details

Type of Project: Utilities (Water/Sewer)

Useful Life: 20

Capital Cost

FY2026 Budget
$837K

Total Budget (all years)
$4.54M

Project Total
$4.54M

FY2026 - FY2030 Capital Cost Breakdown

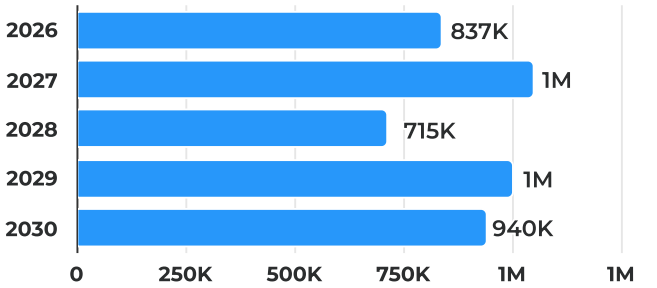

Other $4,542,467 100.00%

Capital Cost for Budgeted Years

Other $4,542,467 100.00%

Detailed Breakdown

Category	FY2026 *Proposed*	FY2027 *Proposed*	FY2028 *Proposed*	FY2029 *Proposed*	FY2030 *Proposed*	Total
Other	$836,605	$1,048,553	$715,204	$1,002,427	$939,678	**$4,542,467**
Total	**$836,605**	**$1,048,553**	**$715,204**	**$1,002,427**	**$939,678**	**$4,542,467**

Funding Sources

FY2026 Budget
$837K

Total Budget (all years)
$4.54M

Project Total
$4.54M

FY2026 - FY2030 Funding Sources Breakdown

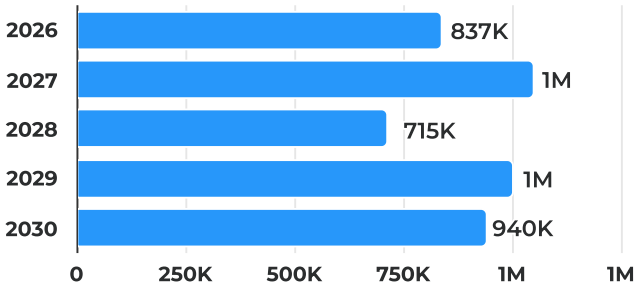

Water Fund - 500 **$4,542,467** 100.00%

Funding Sources for Budgeted Years

Water Fund - 500 **$4,542,467** 100.00%

Detailed Breakdown

Category	FY2026 *Proposed*	FY2027 *Proposed*	FY2028 *Proposed*	FY2029 *Proposed*	FY2030 *Proposed*	Total
Water Fund - 500	$836,605	$1,048,553	$715,204	$1,002,427	$939,678	**$4,542,467**
Total	**$836,605**	**$1,048,553**	**$715,204**	**$1,002,427**	**$939,678**	**$4,542,467**

Operational Costs

FY2026 Budget
$21.1K

Total Budget (all years)
$112K

Project Total
$112K

Detailed Breakdown

Category	FY2026 *Proposed*	FY2027 *Proposed*	FY2028 *Proposed*	FY2029 *Proposed*	FY2030 *Proposed*	Total
Other (please specify in description above)	$21,117	$21,751	$22,404	$23,076	$23,768	**$112,116**
Total	**$21,117**	**$21,751**	**$22,404**	**$23,076**	**$23,768**	**$112,116**

Water Treatment Facility - New

Overview

Department	Utilities
Project Number	100365
Estimated Start Date	01/1/2021
Estimated Completion Date	12/31/2033

Project Location

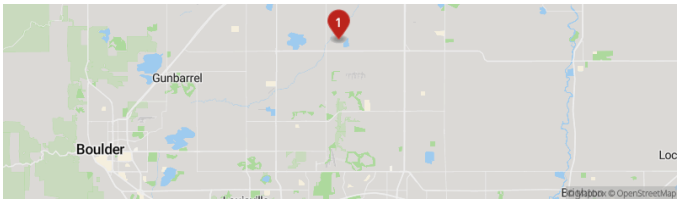

Description

Design and construct a new water treatment facility north of SH 52 near the North Water Reclamation Facility (NWRF). Construction and project management funds moved up to 2026 based on current design schedule being completed prior to end of 2026; staff anticipates this project will be under construction in late 2026. Treatment piloting and final design of the treatment plant to be completed between 2025 to mid-2026; completion of Phase 1 of construction of 6.6 MGD treatment facility anticipated to be completed between late 2027 to early 2029.

Images

North Water Treatment Facility

Details

Type of Project: Buildings/Facilities

Useful Life: 30+

Capital Cost

FY2026 Budget
$152M

Total Budget (all years)
$183M

Project Total
$183M

FY2026 - FY2030 Capital Cost Breakdown

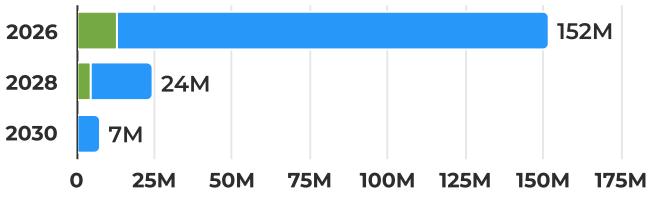

Construction	**$165,804,000**	90.36%
Other	**$17,684,000**	9.64%

Capital Cost for Budgeted Years

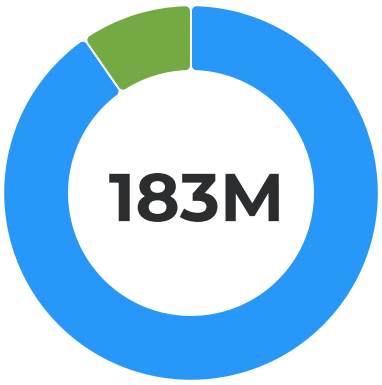

Construction	**$165,804,000**	90.36%
Other	**$17,684,000**	9.64%

Detailed Breakdown

Category	FY2026 *Proposed*	FY2028 *Proposed*	FY2030 *Proposed*	Total
Construction	$138,420,000	$20,000,000	$7,384,000	**$165,804,000**
Other	$13,263,000	$4,421,000	$0	**$17,684,000**
Total	**$151,683,000**	**$24,421,000**	**$7,384,000**	**$183,488,000**

Funding Sources

FY2026 Budget
$152M

Total Budget (all years)
$183M

Project Total
$183M

FY2026 - FY2030 Funding Sources Breakdown

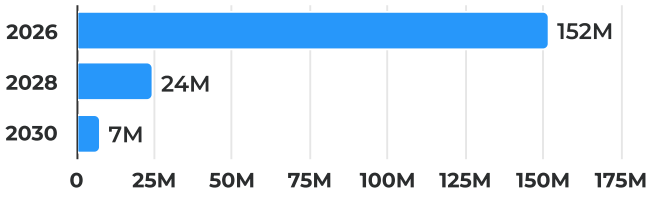

Water Fund - 500	**$183,488,000**	100.00%

Funding Sources for Budgeted Years



Water Fund - 500	**$183,488,000**	100.00%

Detailed Breakdown

Category	FY2026 *Proposed*	FY2028 *Proposed*	FY2030 *Proposed*	Total
Water Fund - 500	$151,683,000	$24,421,000	$7,384,000	**$183,488,000**
Total	**$151,683,000**	**$24,421,000**	**$7,384,000**	**$183,488,000**

Windy Gap Firming Project

Overview

Department Utilities

Project Number 100005

Description

Erie is participating with 11 other entities to improve the reliability of the water supplies developed by the original Windy Gap project. This will help satisfy Erie's water demands during both wet and dry years. The project includes constructing a 110,000 acre feet storage reservoir west of Carter Lake. The project is managed by Northern Colorado Water Conservancy District.

Images

100005.jpg

Details

Type of Project: Utilities (Water/Sewer)

Capital Cost

FY2026 Budget
$2.87M

Total Budget (all years)
$15.9M

Project Total
$15.9M

FY2026 - FY2030 Capital Cost Breakdown

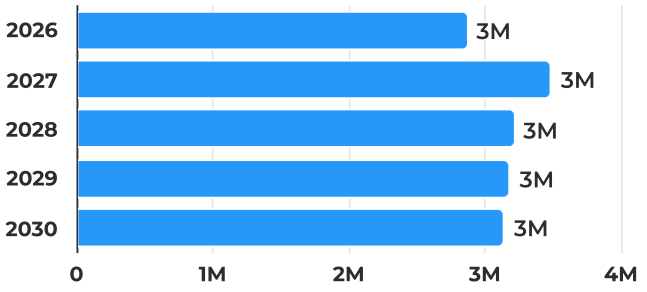

Property Acquisition **$15,897,300** 100.00%

Capital Cost for Budgeted Years

Property Acquisition **$15,897,300** 100.00%

Detailed Breakdown

Category	FY2026 *Proposed*	FY2027 *Proposed*	FY2028 *Proposed*	FY2029 *Proposed*	FY2030 *Proposed*	Total
Property Acquisition	$2,869,000	$3,488,000	$3,216,100	$3,181,100	$3,143,100	**$15,897,300**
Total	**$2,869,000**	**$3,488,000**	**$3,216,100**	**$3,181,100**	**$3,143,100**	**$15,897,300**

Funding Sources

FY2026 Budget
$2.87M

Total Budget (all years)
$15.9M

Project Total
$15.9M

FY2026 - FY2030 Funding Sources Breakdown

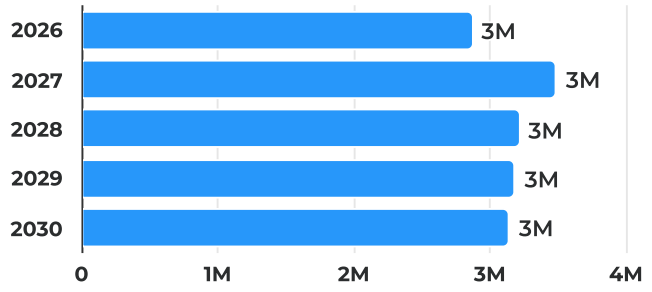

Water Fund - 500 **$15,897,300** 100.00%

Funding Sources for Budgeted Years

Water Fund - 500 **$15,897,300** 100.00%

Detailed Breakdown

Category	FY2026 *Proposed*	FY2027 *Proposed*	FY2028 *Proposed*	FY2029 *Proposed*	FY2030 *Proposed*	Total
Water Fund - 500	$2,869,000	$3,488,000	$3,216,100	$3,181,100	$3,143,100	**$15,897,300**
Total	**$2,869,000**	**$3,488,000**	**$3,216,100**	**$3,181,100**	**$3,143,100**	**$15,897,300**

Zone 3 Water Tank

Overview

Department	Utilities
Project Number	100364
Estimated Start Date	01/1/2024
Estimated Completion Date	12/31/2028

Project Location

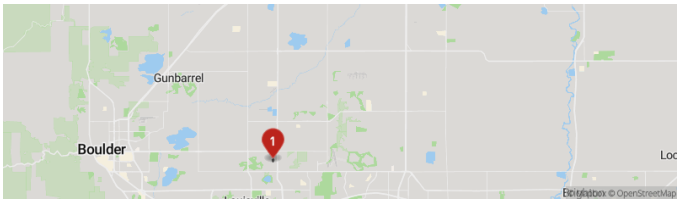

Description

Design and construction of Zone 3 Storage Tank and potential new pump station and clear well modifications. Updated hydraulic model included as part of design scope. Town acquired a 3.04-acre parcel from the City of Lafayette to construct a new drinking water storage facility that will serve current and future demands and increase the Town's water system reliability. The project also includes the necessary pipelines to transport water between the Tank Site and Lynn R. Morgan Water Treatment Facility. Design anticipated in 2025 to 2026; construction to follow, with project completion estimated in 2027 to 2028.

Images

Lafayette Aspen Ridge Drive

Alignment

Details

Type of Project: Utilities (Water/Sewer)

Useful Life: 30+

Capital Cost

FY2026 Budget
$19.1M

Total Budget (all years)
$19.1M

Project Total
$19.1M

FY2026 - FY2026 Capital Cost Breakdown

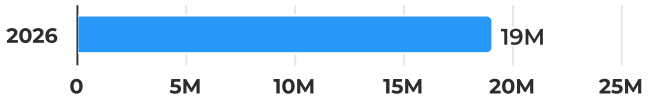

Construction	$19,091,872	100.00%

Capital Cost for Budgeted Years

Construction	$19,091,872	100.00%

Detailed Breakdown

Category	FY2026 *Proposed*	Total
Construction	$19,091,872	**$19,091,872**
Total	**$19,091,872**	**$19,091,872**

Funding Sources

FY2026 Budget
$19.1M

Total Budget (all years)
$19.1M

Project Total
$19.1M

FY2026 - FY2026 Funding Sources Breakdown

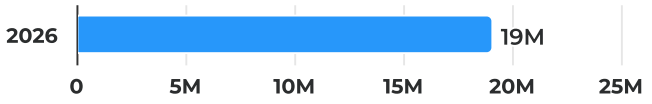

Water Fund - 500	**$19,091,872**	100.00%

Funding Sources for Budgeted Years

Water Fund - 500	**$19,091,872**	100.00%

Detailed Breakdown

Category	FY2026 *Proposed*	Total
Water Fund - 500	$19,091,872	**$19,091,872**
Total	**$19,091,872**	**$19,091,872**

Debt Overview Summary

Below is a summary of the Town's outstanding debt and information related to each issuance.

Debt	Responsible Fund	Interest Rate	Issue Date	Maturity Date
General Obligation Refunding Bonds, Series 201	General	2.00-4.00%	6/11/2013	12/1/2026
General Obligation Bonds, Series 2014	General	3.25-3.75%	6/10/2014	12/1/2033
Certificates of Participation, Series 2014	Water	2.00-5.00%	12/1/2014	11/1/2040
Water Revenue Refunding Bonds, Series 2015	Water	2.00-5.00%	10/29/2015	12/1/2032
Water Revenue Refunding Bonds, Series 2017	Water	3.24%	3/29/2017	12/1/2032
CWRPDA Base Program Loan	Wastewater	2.00%	9/18/2009	5/1/2030
CWRPDA ARRA Loan	Wastewater	0.00%	9/18/2009	5/1/2030
Wastewater Revenue Refunding Bonds, Series 2	Wastewater	2.00-5.00%	5/18/2016	12/1/2037
CWCB Storm Drainage Revenue Loan	Storm Drainage	2.00%	4/1/1995	4/1/2035

Outstanding Balance by Debt Issuance

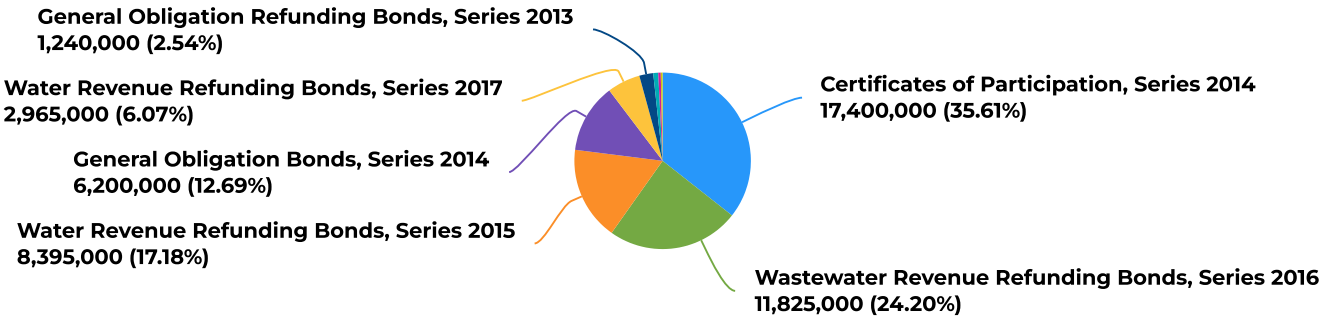

Outstanding Balance by Fund

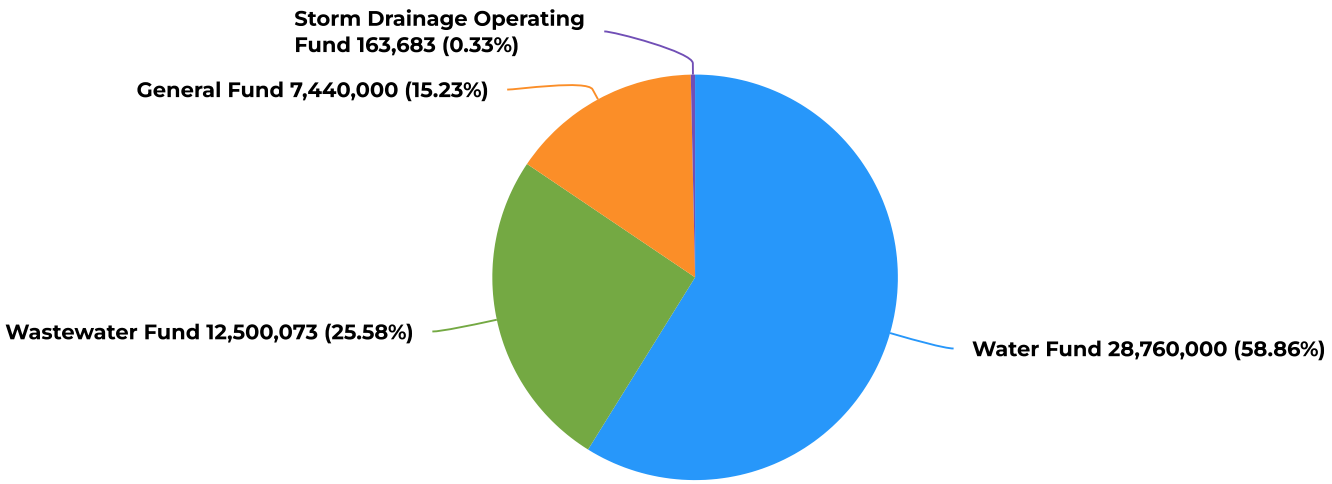

Debt By Type

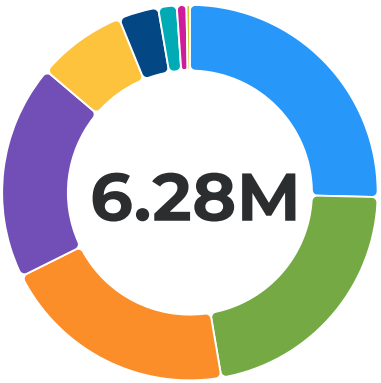

Debt By Type

Certificates of Participation, Series 2014	$1,594,875	25.39%
Water Revenue Refunding Bonds 2015	$1,377,925	21.93%
General Obligation Refunding Bonds, Series 2013	$1,277,200	20.33%
Wastewater Revenue Refunding Bonds 2016	$1,165,075	18.54%
Water Revenue Refunding Bonds 2017	$481,066	7.66%
General Obligation Bonds, Series 2014	$215,613	3.43%
CWRPDA ARRA Loan	$100,000	1.59%
CWRPDA Base Program Loan 2009	$52,550	0.84%
CWCB Storm Drainage Revenue Loan 1995	$18,223	0.29%

Total Debt

$6,282,527

$3,762 (0.06% vs. FY25)

Fund Name	FY2024	FY2025	FY2026	% Change	$ Change
General Obligation Refunding Bonds, Series 2013	$1,274,400	$1,273,200	$1,277,200	0.31%	$4,000
General Obligation Bonds, Series 2014	$215,613	$215,613	$215,613	0.00%	-
Certificates of Participation, Series 2014	$1,596,125	$1,595,125	$1,594,875	-0.02%	-$250
CWRPDA Base Program Loan 2009	$52,550	$52,550	$52,550	0.00%	-
Water Revenue Refunding Bonds 2015	$1,377,025	$1,383,425	$1,377,925	-0.40%	-$5,500
Water Revenue Refunding Bonds 2017	$479,718	$478,054	$481,066	0.63%	$3,012
CWRPDA ARRA Loan	$100,000	$100,000	$100,000	0.00%	-

Fund Name	FY2024	FY2025	FY2026	% Change	$ Change
Wastewater Revenue Refunding Bonds 2016	$1,163,575	$1,162,575	$1,165,075	0.22%	$2,500
CWCB Storm Drainage Revenue Loan 1995	$18,223	$18,223	$18,223	0.00%	-
Total Debt	**$6,277,229**	**$6,278,765**	**$6,282,527**	**0.06%**	**$3,762**

General Obligation Refunding Bonds, Series 2013

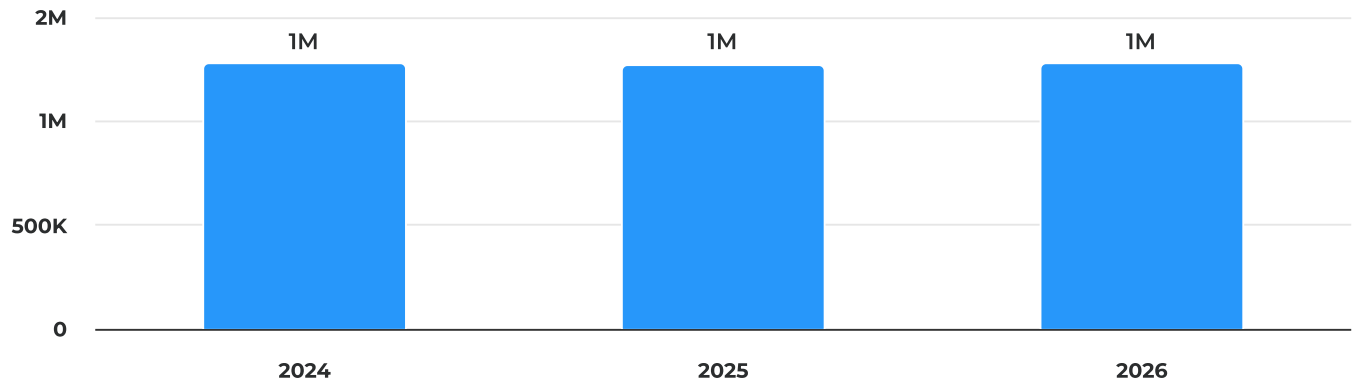

Fund Name	FY2025	FY2026	% Change	$ Change
Principal Payment	$1,200,000.00	$1,240,000.00	3.33%	$40,000.00
Interest Payment	$73,200.00	$37,200.00	-49.18%	-$36,000.00
Total Debt	**$1,273,200.00**	**$1,277,200.00**	**0.31%**	**$4,000.00**

General Obligation Bonds, Series 2014

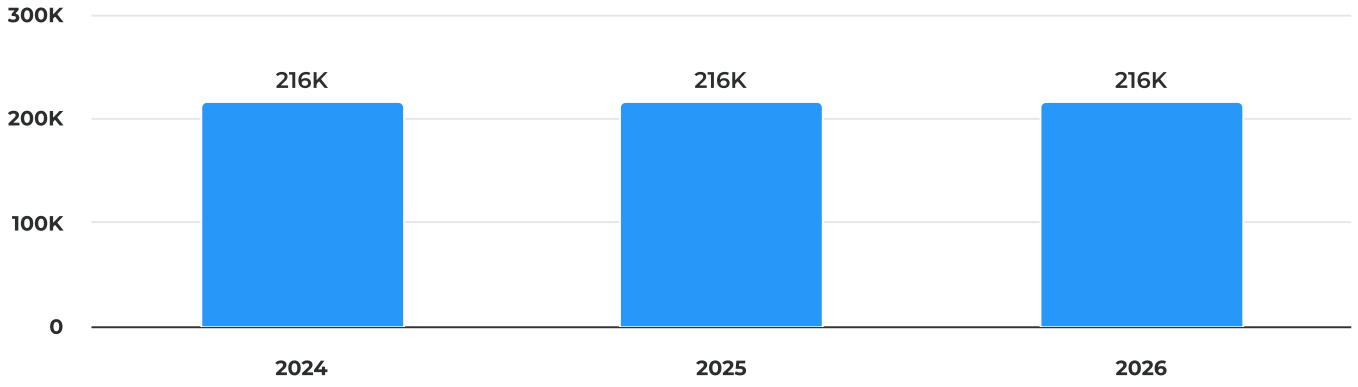

Fund Name	FY2025	FY2026	% Change	$ Change
Interest Payment	$215,612.50	$215,612.50	0.00%	$0.00
Total Debt	**$215,612.50**	**$215,612.50**	**0.00%**	**$0.00**

Certificates of Participation, Series 2014

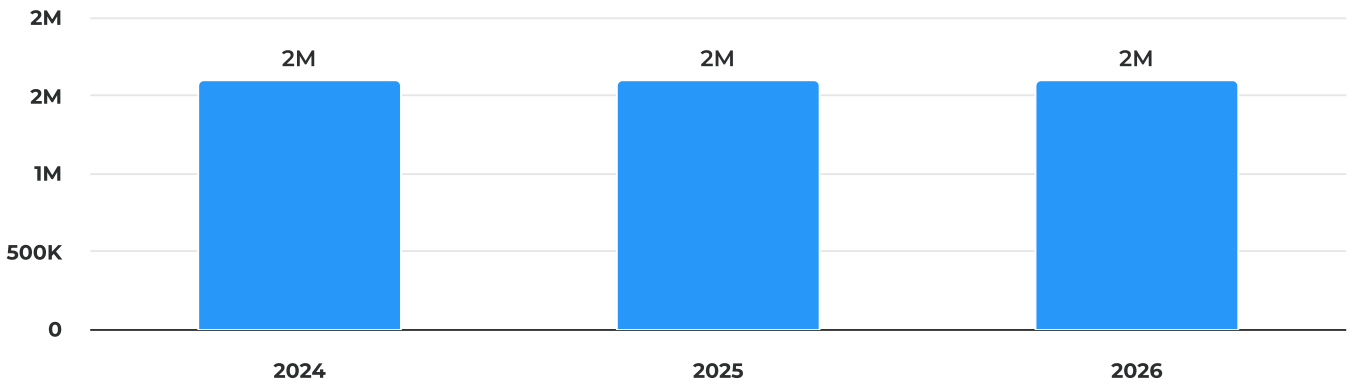

Fund Name	FY2025	FY2026	% Change	$ Change
Principal Payment	$805,000.00	$845,000.00	4.97%	$40,000.00
Interest Payment	$790,125.00	$749,875.00	-5.09%	-$40,250.00
Total Debt	**$1,595,125.00**	**$1,594,875.00**	**-0.02%**	**-$250.00**

CWRPDA Base Program Loan 2009

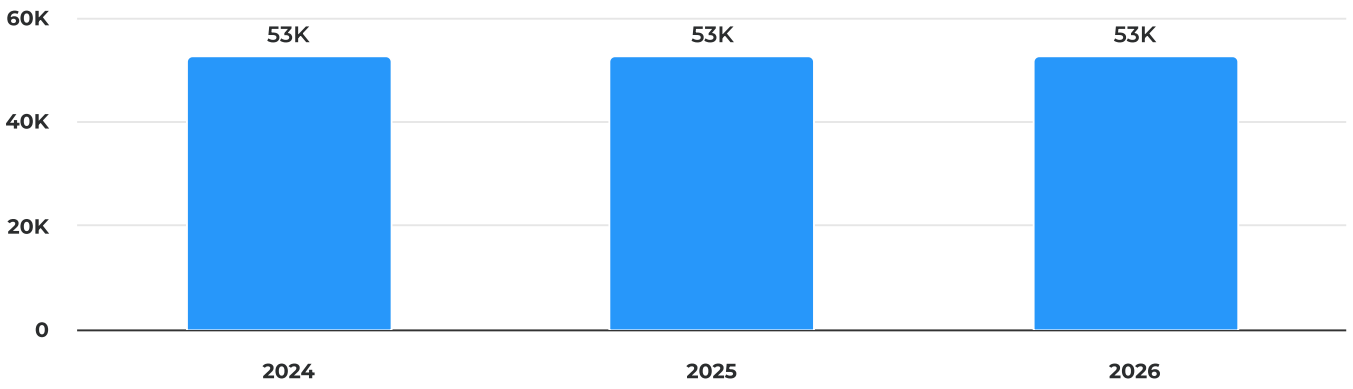

Fund Name	FY2025	FY2026	% Change	$ Change
Principal Payment	$47,337.41	$48,288.89	2.01%	$951.48
Interest Payment	$5,212.69	$4,261.21	-18.25%	-$951.48
Total Debt	**$52,550.10**	**$52,550.10**	**0.00%**	**$0.00**

Water Revenue Refunding Bonds 2015

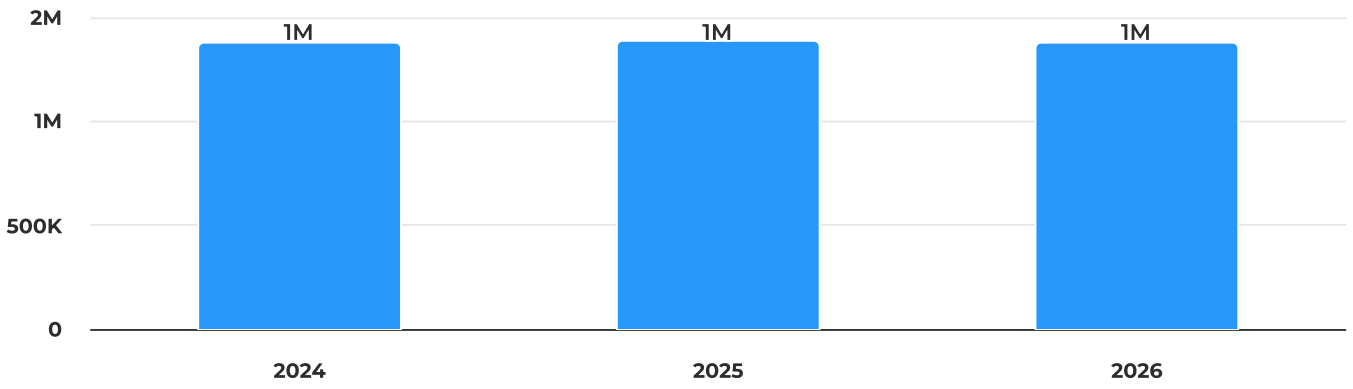

Fund Name	FY2025	FY2026	% Change	$ Change
Principal Payment	$1,010,000.00	$1,055,000.00	4.46%	$45,000.00
Interest Payment	$373,425.00	$322,925.00	-13.52%	-$50,500.00
Total Debt	**$1,383,425.00**	**$1,377,925.00**	**-0.40%**	**-$5,500.00**

Water Revenue Refunding Bonds 2017

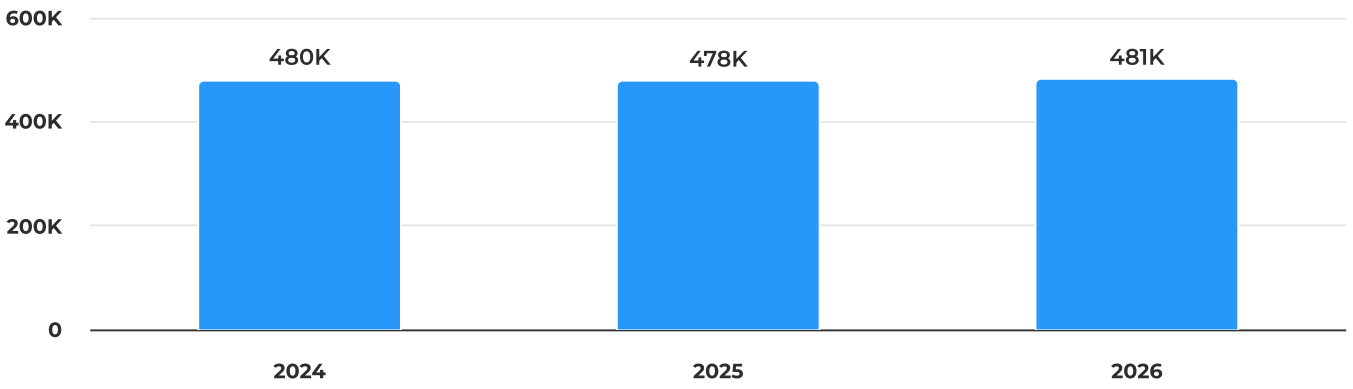

Fund Name	FY2025	FY2026	% Change	$ Change
Principal Payment	$370,000.00	$385,000.00	4.05%	$15,000.00
Interest Payment	$108,054.00	$96,066.00	-11.09%	-$11,988.00
Total Debt	**$478,054.00**	**$481,066.00**	**0.63%**	**$3,012.00**

CWRPDA ARRA Loan

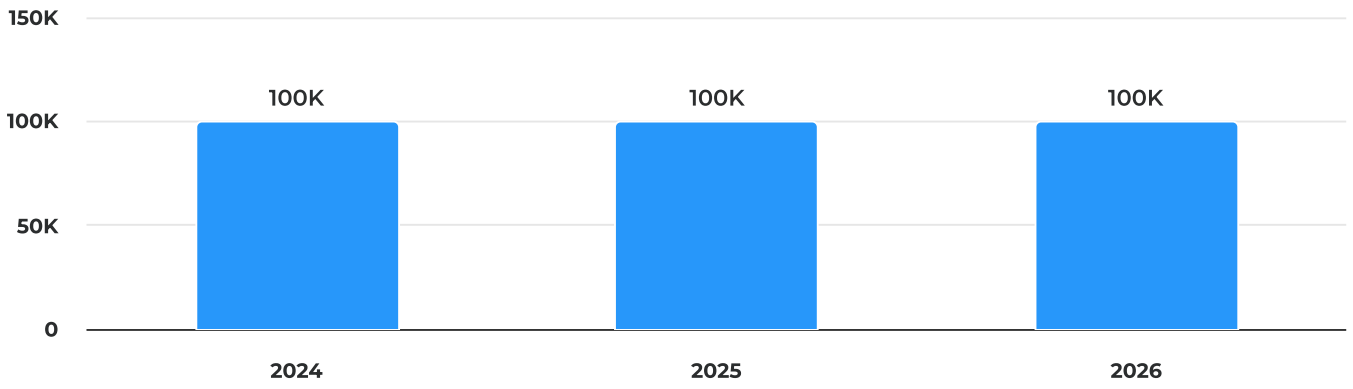

Fund Name	FY2025	FY2026	% Change	$ Change
Principal Payment	$100,000.00	$100,000.00	0.00%	$0.00
Total Debt	**$100,000.00**	**$100,000.00**	**0.00%**	**$0.00**

Wastewater Revenue Refunding Bonds 2016

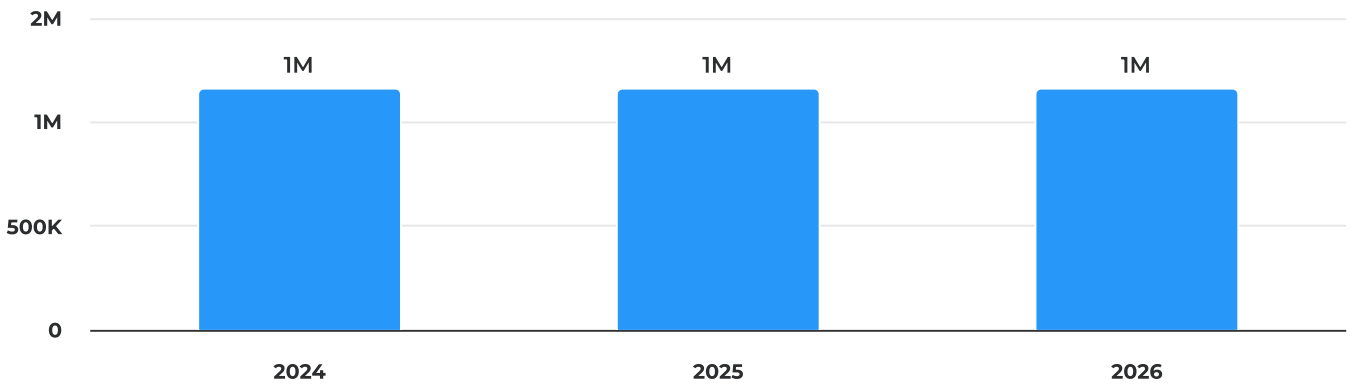

Fund Name	FY2025	FY2026	% Change	$ Change
Principal Payment	$650,000.00	$685,000.00	5.38%	$35,000.00
Interest Payment	$512,575.00	$480,075.00	-6.34%	-$32,500.00
Total Debt	**$1,162,575.00**	**$1,165,075.00**	**0.22%**	**$2,500.00**

CWCB Storm Drainage Revenue Loan 1995

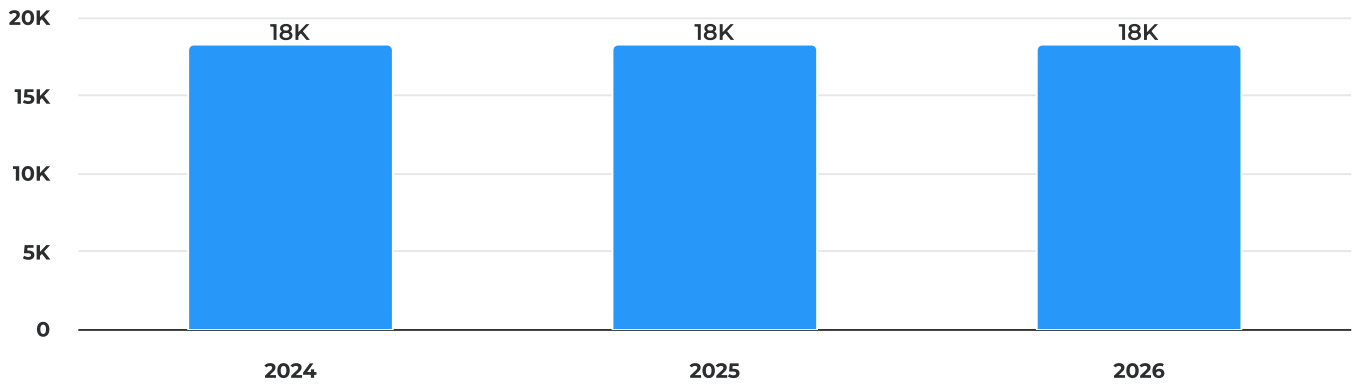

Fund Name	FY2025	FY2026	% Change	$ Change
Principal Payment	$14,656.69	$14,949.83	2.00%	$293.14
Interest Payment	$3,566.79	$3,273.65	-8.22%	-$293.14
Total Debt	**$18,223.48**	**$18,223.48**	**0.00%**	**$0.00**

Glossary

Abatement: A reduction or elimination of a real or personal property tax, motor vehicle excise, a fee, charge, or special assessment imposed by a governmental unit. Granted only on application of the person seeking the abatement and only by the committing governmental unit.

Accounting System: The total structure of records and procedures that identify record, classify, and report information on the financial position and operations of a governmental unit or any of its funds, account groups, and organizational components.

Accrued Interest: The amount of interest that has accumulated on the debt since the date of the last interest payment, and on the sale of a bond, the amount accrued up to but not including the date of delivery (settlement date). (See Interest)

ACFR: Annual Comprehensive Financial Report - A detailed report of an organization's financial activities and performance over the fiscal year.

Amortization: The gradual repayment of an obligation over time and in accordance with a predetermined payment schedule.

Appropriation: A legal authorization from the community's legislative body to expend money and incur obligations for specific public purposes. An appropriation is usually limited in amount and as to the time period within which it may be expended.

Arbitrage: As applied to municipal debt, the investment of tax-exempt bonds or note proceeds in higher yielding, taxable securities. Section 103 of the Internal Revenue Service (IRS) Code restricts this practice and requires (beyond certain limits) that earnings be rebated (paid) to the IRS.

Assessed Valuation: A value assigned to real estate or other property by a government as the basis for levying taxes.

Assets: Items owned by an organization that have economic value, such as cash, investments, property, and equipment.

Audit: An examination of a community's financial systems, procedures, and data by a certified public accountant (independent auditor), and a report on the fairness of financial statements and on local compliance with statutes and regulations. The audit serves as a valuable management tool in evaluating the fiscal performance of a community.

Audit Report: Prepared by an independent auditor, an audit report includes: (a) a statement of the scope of the audit; (b) explanatory comments as to application of auditing procedures; (c) findings and opinions. It is almost always accompanied by a management letter which contains supplementary comments and recommendations.

Available Funds: Balances in the various fund types that represent non-recurring revenue sources. As a matter of sound practice, they are frequently appropriated to meet unforeseen expenses, for capital expenditures or other one-time costs.

Balance Sheet: A statement that discloses the assets, liabilities, reserves and equities of a fund or governmental unit at a specified date.

Betterments (Special Assessments): Whenever a specific area of a community receives benefit from a public improvement (e.g., water, sewer, sidewalk, etc.), special property taxes may be assessed to reimburse the governmental entity for all or part of the costs it incurred. Each parcel receiving benefit from the improvement is assessed for its proportionate share of the cost of such improvements. The proportionate share may be paid in full or the property owner may request that the assessors apportion the betterment over 20 years. Over the life of the betterment, one year's

apportionment along with one year's committed interest computed from October 1 to October 1 is added to the tax bill until the betterment has been paid.

Bond: A means to raise money through the issuance of debt. A bond issuer/borrower promises in writing to repay a specified sum of money, alternately referred to as face value, par value or bond principal, to the buyer of the bond on a specified future date (maturity date), together with periodic interest at a specified rate. The term of a bond is always greater than one year. (See Note)

Bond and Interest Record: (Bond Register) – The permanent and complete record maintained by a treasurer for each bond issue. It shows the amount of interest and principal coming due each date and all other pertinent information concerning the bond issue.

Bonds Authorized and Unissued: Balance of a bond authorization not yet sold. Upon completion or abandonment of a project, any remaining balance of authorized and unissued bonds may not be used for other purposes, but must be rescinded by the community's legislative body to be removed from community's books.

Bond Issue: Generally, the sale of a certain number of bonds at one time by a governmental unit.

Bond Rating (Municipal): A credit rating assigned to a municipality to help investors assess the future ability, legal obligation, and willingness of the municipality (bond issuer) to make timely debt service payments. Stated otherwise, a rating helps prospective investors determine the level of risk associated with a given fixed-income investment. Rating agencies, such as Moody's and Standard and Poors, use rating systems, which designate a letter or a combination of letters and numerals where AAA is the highest rating and C1 is a very low rating.

Budget: A plan for allocating resources to support particular services, purposes and functions over a specified period of time. (See Performance Budget, Program Budget)

Capital Assets: All real and tangible property used in the operation of government, which is not easily converted into cash, and has an initial useful live extending beyond a single financial reporting period. Capital assets include land and land improvements; infrastructure such as roads, bridges, water and sewer lines; easements; buildings and building improvements; vehicles, machinery and equipment. Communities typically define capital assets in terms of a minimum useful life and a minimum initial cost. (See Fixed Assets)

Capital Budget: An appropriation or spending plan that uses borrowing or direct outlay for capital or fixed asset improvements. Among other information, a capital budget should identify the method of financing each recommended expenditure, i.e., tax levy or rates, and identify those items that were not recommended. (See Capital Assets, Fixed Assets)

Cash: Currency, coin, checks, postal and express money orders and bankers' drafts on hand or on deposit with an official or agent designated as custodian of cash and bank deposits.

Cash Flow: The movement of money into or out of an organization, showing its liquidity and ability to meet financial obligations.

Cash Management: The process of monitoring the ebb and flow of money in an out of municipal accounts to ensure cash availability to pay bills and to facilitate decisions on the need for short- term borrowing and investment of idle cash.

Certificate of Deposit (CD): A bank deposit evidenced by a negotiable or non-negotiable instrument, which provides on its face that the amount of such deposit plus a specified interest payable to a bearer or to any specified person on a certain specified date, at the expiration of a certain specified time, or upon notice in writing.

Classification of Real Property: Assessors are required to classify all real property according to use into one of four classes: residential, open space, commercial, and industrial. Having classified its real properties, local officials are permitted to

determine locally, within limitations established by statute and the Commissioner of Revenue, what percentage of the tax burden is to be borne by each class of real property and by personal property owners.

Collective Bargaining: The process of negotiating workers' wages, hours, benefits, working conditions, etc., between an employer and some or all of its employees, who are represented by a recognized labor union, regarding wages, hours and working conditions.

Compliance: Adherence to relevant laws, regulations, and internal policies governing financial reporting and operations.

Consumer Price Index: The statistical measure of changes, if any, in the overall price level of consumer goods and services. The index is often called the "cost-of-living index."

Cost-Benefit Analysis: A decision-making tool that allows a comparison of options based on the level of benefit derived and the cost to achieve the benefit from different alternatives.

Debt Burden: The amount of debt carried by an issuer usually expressed as a measure of value (i.e., debt as a percentage of assessed value, debt per capita, etc.). Sometimes debt burden refers to debt service costs as a percentage of the total annual budget.

Debt Service: The repayment cost, usually stated in annual terms and based on an amortization schedule, of the principal and interest on any particular bond issue.

Encumbrance: A reservation of funds to cover obligations arising from purchase orders, contracts, or salary commitments that are chargeable to, but not yet paid from, a specific appropriation account.

Enterprise Funds: An enterprise fund is a separate accounting and financial reporting mechanism for municipal services for which a fee is charged in exchange for goods or services. It allows a community to demonstrate to the public the portion of total costs of a service that is recovered through user charges and the portion that is subsidized by the tax levy, if any. With an enterprise fund, all costs of service delivery — direct, indirect, and capital costs — are identified. This allows the community to recover total service costs through user fees if it chooses. Enterprise accounting also enables communities to reserve the "surplus" or net assets unrestricted generated by the operation of the enterprise rather than closing it out to the general fund at year-end. Services that may be treated as enterprises include, but are not limited to, water, sewer, hospital, and airport services.

Equalized Valuations (EQVs): The determination of the full and fair cash value of all property in the community that is subject to local taxation.

Equity: The residual interest in the assets of an organization after deducting liabilities, representing the owners' stake in the business.

Estimated Receipts: A term that typically refers to anticipated local revenues often based on the previous year's receipts and represent funding sources necessary to support a community's annual budget. (See Local Receipts)

Exemptions: A discharge, established by statute, from the obligation to pay all or a portion of a property tax. The exemption is available to particular categories of property or persons upon the timely submission and approval of an application to the assessors. Properties exempt from taxation include hospitals, schools, houses of worship, and cultural institutions. Persons who may qualify for exemptions include disabled veterans, blind individuals, surviving spouses, and seniors.

Expenditure: An outlay of money made by municipalities to provide the programs and services within their approved budget.

Fiduciary Funds: Repository of money held by a municipality in a trustee capacity or as an agent for individuals, private organizations, other governmental units, and other funds. These include pension (and other employee benefit) trust funds, investment trust funds, private- purpose trust funds, and agency funds.

Financial Statements: Reports summarizing an organization's financial activities and position, including the balance sheet, income statement, and cash flow statement.

Fiscal Year: The 12-month period for which an organization plans the use of its funds, typically not the same as the calendar year.

Fixed Assets: Long-lived, assets such as buildings, equipment and land obtained or controlled as a result of past transactions or circumstances.

Fixed Costs: Costs that are legally or contractually mandated such as retirement, FICA/Social Security, insurance, debt service costs or interest on loans.

Float: The difference between the bank balance for a local government's account and its book balance at the end of the day. The primary factor creating float is clearing time on checks and deposits. Delays in receiving deposit and withdrawal information also influence float.

Full Faith and Credit: A pledge of the general taxing powers for the payment of governmental obligations. Bonds carrying such pledges are usually referred to as general obligation or full faith and credit bonds.

Fund: An accounting entity with a self-balancing set of accounts that are segregated for the purpose of carrying on identified activities or attaining certain objectives in accordance with specific regulations, restrictions, or limitations.

Fund Accounting: Organizing financial records into multiple, segregated locations for money. A fund is a distinct entity within the municipal government in which financial resources and activity (assets, liabilities, fund balances, revenues, and expenditures) are accounted for independently in accordance with specific regulations, restrictions or limitations. Examples of funds include the general fund and enterprise funds. Communities whose accounting records are organized according to the Uniform Municipal Accounting System (UMAS) use multiple funds.

GAAP: Generally Accepted Accounting Principles - Standard accounting principles, standards, and procedures that companies use to compile their financial statements.

GASB 34: A major pronouncement of the Governmental Accounting Standards Board that establishes new criteria on the form and content of governmental financial statements. GASB 34 requires a report on overall financial health, not just on individual funds. It requires more complete information on the cost of delivering value estimates on public infrastructure assets, such as bridges, road, sewers, etc. It also requires the presentation of a narrative statement the government's financial performance, trends and prospects for the future.

GASB 45: This is another Governmental Accounting Standards Board major pronouncement that each public entity account for and report other postemployment benefits in its accounting statements. Through actuarial analysis, municipalities must identify the true costs of the OPEB earned by employees over their estimated years of actual service.

General Fund: The fund used to account for most financial resources and activities governed by the normal appropriation process.

General Obligation Bonds: Bonds issued by a municipality for purposes allowed by statute that are backed by the full faith and credit of its taxing authority.

Governing Body: A board, committee, commission, or other executive or policymaking body of a municipality or school district.

Indirect Cost: Costs of a service not reflected in the operating budget of the entity providing the service. An example of an indirect cost of providing water service would be the value of time spent by non-water department employees processing water bills. A determination of these costs is necessary to analyze the total cost of service delivery. The matter of indirect costs arises most often in the context of enterprise funds.

Internal Controls: Policies and procedures implemented by an organization to ensure the reliability of financial reporting and compliance with laws and regulations, aiming to prevent fraud and errors.

Interest: Compensation paid or to be paid for the use of money, including amounts payable at periodic intervals or discounted at the time a loan is made. In the case of municipal bonds, interest payments accrue on a day-to-day basis, but are paid every six months.

Interest Rate: The interest payable, expressed as a percentage of the principal available for use during a specified period of time. It is always expressed in annual terms.

Investments: Securities and real estate held for the production of income in the form of interest, dividends, rentals or lease payments. The term does not include fixed assets used in governmental operations.

Liabilities: Debts or obligations owed by an organization, including loans, accounts payable, and accrued expenses.

Line Item Budget: A budget that separates spending into categories, or greater detail, such as supplies, equipment, maintenance, or salaries, as opposed to a program budget.

Local Aid: Revenue allocated by the state or counties to municipalities and school districts.

Maturity Date: The date that the principal of a bond becomes due and payable in full.

Municipal(s): (As used in the bond trade) "Municipal" refers to any state or subordinate governmental unit. "Municipals" (i.e., municipal bonds) include not only the bonds of all political subdivisions, such as cities, towns, school districts, special districts, counties but also bonds of the state and agencies of the state.

Net Income: The difference between an organization's revenues and expenses, representing its profit or loss for a specific period.

Note: A short-term loan, typically with a maturity date of a year or less.

Objects of Expenditures: A classification of expenditures that is used for coding any department disbursement, such as “personal services,” “expenses,” or “capital outlay.”

Official Statement: A document prepared for potential investors that contains information about a prospective bond or note issue and the issuer. The official statement is typically published with the notice of sale. It is sometimes called an offering circular or prospectus.

Operating Budget: A plan of proposed expenditures for personnel, supplies, and other expenses for the coming fiscal year.

Overlapping Debt: A community's proportionate share of the debt incurred by an overlapping government entity, such as a regional school district, regional transit authority, etc.

Performance Budget: A budget that stresses output both in terms of economy and efficiency.

Principal: The face amount of a bond, exclusive of accrued interest.

Program: A combination of activities to accomplish an end.

Program Budget: A budget that relates expenditures to the programs they fund. The emphasis of a program budget is on output.

Proprietary Funds: Funds used to record the financial transactions of governmental entities when they engage in activities that are intended to recover the cost of providing goods or services to the general public on a user-fee basis.

Purchased Services: The cost of services that are provided by a vendor.

Refunding of Debt: Transaction where one bond issue is redeemed and replaced by a new bond issue under conditions generally more favorable to the issuer.

Reserve Fund: An amount set aside annually within the budget of a town to provide a funding source for extraordinary or unforeseen expenditures.

Revaluation: The assessors of each community are responsible for developing a reasonable and realistic program to achieve the fair cash valuation of property in accordance with constitutional and statutory requirements. The nature and extent of that program will depend on the assessors' analysis and consideration of many factors, including, but not limited to, the status of the existing valuation system, the results of an in-depth sales ratio study, and the accuracy of existing property record information.

Revenues: Inflows of resources or other enhancements of assets of an organization, usually from sales of goods or services.

Revenue Anticipation Note (RAN): A short-term loan issued to be paid off by revenues, such as tax collections and state aid. RANs are full faith and credit obligations.

Revenue Bond: A bond payable from and secured solely by specific revenues and thereby not a full faith and credit obligation.

Revolving Fund: Allows a community to raise revenues from a specific service and use those revenues without appropriation to support the service.

Sale of Real Estate Fund: A fund established to account for the proceeds of the sale of municipal real estate other than proceeds acquired through tax title foreclosure.

Stabilization Fund: A fund designed to accumulate amounts for capital and other future spending purposes, although it may be appropriated for any lawful purpose.

Surplus Revenue: The amount by which cash, accounts receivable, and other assets exceed liabilities and reserves.

Tax Rate: The amount of property tax stated in terms of a unit of the municipal tax base; for example, $14.80 per $1,000 of assessed valuation of taxable real and personal property.

Tax Title Foreclosure: The procedure initiated by a municipality to obtain legal title to real property already in tax title and on which property taxes are overdue.

Trust Fund: In general, a fund for money donated or transferred to a municipality with specific instructions on its use. As custodian of trust funds, the treasurer invests and expends such funds as stipulated by trust agreements, as directed by the commissioners of trust funds or by the community's legislative body. Both principal and interest may be used if the trust is established as an expendable trust. For nonexpendable trust funds, only interest (not principal) may be expended as directed.

Uncollected Funds: Recently deposited checks included in an account's balance but drawn on other banks and not yet credited by the Federal Reserve Bank or local clearinghouse to the bank cashing the checks. (These funds may not be

loaned or used as part of the bank's reserves and they are not available for disbursement.)

Undesignated Fund Balance: Monies in the various government funds as of the end of the fiscal year that are neither encumbered nor reserved, and are therefore available for expenditure once certified as part of free cash.

Unreserved Fund Balance (Surplus Revenue Account): The amount by which cash, accounts receivable, and other assets exceed liabilities and restricted reserves. It is akin to a "stockholders' equity" account on a corporate balance sheet. It is not, however, available for appropriation in full because a portion of the assets listed as "accounts receivable" may be taxes receivable and uncollected. (See Free Cash)

Valuation (100 Percent): The legal requirement that a community's assessed value on property must reflect its market, or full and fair cash value.