



Town of Erie In-Depth Community Survey

July/August 2025

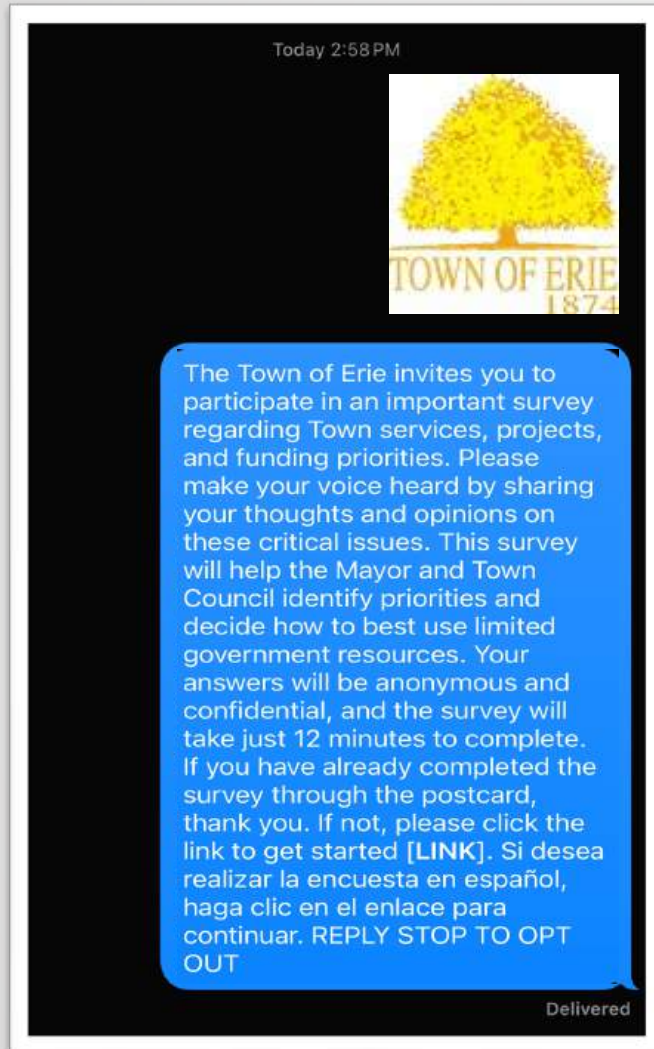


Survey Objectives



- The survey also included questions to measure the approval rating and familiarity of services of the Town and measured the opinion on the fiscal responsibility of Erie.
- The survey also measured opinion on multiple topics and issues facing the Town of Erie.
 - The potential funding source of the Erie Police Department.
 - Opinion on housing density and affordable housing programs in the Town.
 - Opinion on transportation, traffic, and roads.
 - Opinion on parks and recreation potential projects, and how to fund them.
 - Opinion on the Town's sustainability program.

Methodology



Magellan Strategies is pleased to present the results of a survey of 3,854 residents in the Town of Erie, CO. The interviews were conducted from July 14th – August 1st, 2025.

The overall survey responses have a margin of error of +/- 1.47% at the 95% confidence interval. Population subgroups will have a higher margin of error than the overall sample.

The survey results are weighted to be representative the voter registration demographics of the Town of Erie.

Town of Erie Voter Registration & Past Turnout Demographics

Council	Registration											
Dist. 1	10,150	36.4%										
Dist. 2	10,255	36.7%										
Dist. 3	7,511	26.9%										
Total	27,916	100.0%										
County	Registration		2024		2023		2022		2021		2020	
Boulder	12,110	42.6%	10,101	43.4%	5,313	47.9%	7,591	45.5%	4,136	49.5%	8,388	44.0%
Weld	16,316	57.4%	13,200	56.6%	5,776	52.1%	9,092	54.5%	4,228	50.5%	10,662	56.0%
Total	28,426	100.0%	23,301	100.0%	11,089	100.0%	16,683	100.0%	8,364	100.0%	19,050	100.0%
Sex	Registration		2024		2023		2022		2021		2020	
Female	14,521	51.1%	12,053	51.7%	5,698	51.4%	8,561	51.3%	4,251	50.8%	9,798	51.4%
Male	13,906	48.9%	11,249	48.3%	5,392	48.6%	8,122	48.7%	4,113	49.2%	9,252	48.6%
Total	28,426	100.0%	23,301	100.0%	11,089	100.0%	16,683	100.0%	8,364	100.0%	19,050	100.0%
Age Group	Registration		2024		2023		2022		2021		2020	
18-34	7,493	26.4%	5,315	22.8%	1,514	13.7%	2,942	17.6%	1,089	13.0%	4,266	22.4%
35-44	6,640	23.4%	5,473	23.5%	2,312	20.8%	3,983	23.9%	1,699	20.3%	4,600	24.1%
45-54	5,763	20.3%	5,020	21.5%	2,434	21.9%	3,805	22.8%	1,760	21.0%	4,234	22.2%
55-64	3,981	14.0%	3,483	14.9%	2,036	18.4%	2,775	16.6%	1,633	19.5%	2,985	15.7%
65+	4,549	16.0%	4,010	17.2%	2,793	25.2%	3,178	19.0%	2,183	26.1%	2,965	15.6%
Total	28,426	100.0%	23,301	100.0%	11,089	100.0%	16,683	100.0%	8,364	100.0%	19,050	100.0%
Party	Registration		2024		2023		2022		2021		2020	
Unaffiliated	15,000	52.8%	11,812	50.7%	5,143	46.4%	7,740	46.4%	3,517	42.0%	8,502	44.6%
Democrat	7,616	26.8%	6,697	28.7%	3,525	31.8%	5,208	31.2%	2,833	33.9%	5,722	30.0%
Republican	5,293	18.6%	4,419	19.0%	2,299	20.7%	3,527	21.1%	1,924	23.0%	4,601	24.2%
Libertarian	269	0.9%	199	0.9%	98	0.9%	164	1.0%	77	0.9%	176	0.9%
Other	248	0.9%	174	0.7%	24	0.2%	44	0.3%	13	0.2%	49	0.3%
Total	28,426	100.0%	23,301	100.0%	11,089	100.0%	16,683	100.0%	8,364	100.0%	19,050	100.0%



Key Findings

Traffic, Growth, and Infrastructure Are Top Concerns

Residents repeatedly identified traffic congestion, road conditions, and overdevelopment as urgent challenges. Intersections like Arapahoe Road, Highway 7, and County Line Road were frequently mentioned as problematic, and many feel infrastructure is not keeping up with growth.

Mixed Sentiment About Town Direction

39% of residents believe Erie is headed in the right direction, citing smart growth, quality of life, and recreation investments. However, 27% feel it's off track, mostly due to concerns about overdevelopment, traffic, and distrust in leadership. A significant 34% are unsure—indicating a major opportunity to engage newer and younger residents.

Strong Support for Affordable Housing—but Concerns Remain

63–73% of residents agree that affordable housing helps strengthen the economy, promote diversity, and stabilize families. A majority (54%) support the Town's Affordable Housing Program, though only 25% are familiar with it. Funding support is strongest for state/federal grants and development fees.

Funding Preferences Vary by Issue

When it comes to big-ticket items like the police facility expansion, residents most prefer a sales tax (40%) or certificates of participation (COPs) (33%) over a property tax increase (15%). For parks and rec amenities, most prefer using the General Fund over time rather than new taxes.

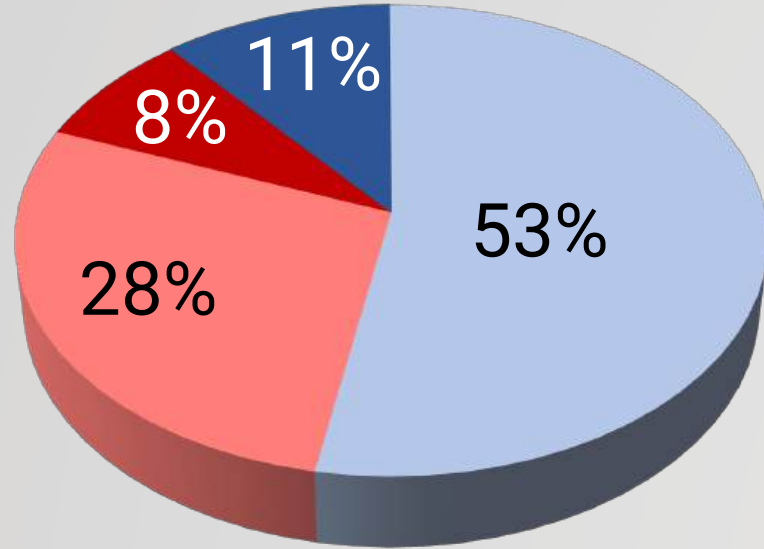
Broad Support for Sustainability and Local Investments

Residents support more Town involvement in sustainability efforts, especially for recycling, renewable energy, and landscape rebates. 51% would support a modest dedicated tax increase to fund these efforts, despite a lower familiarity with existing programs.

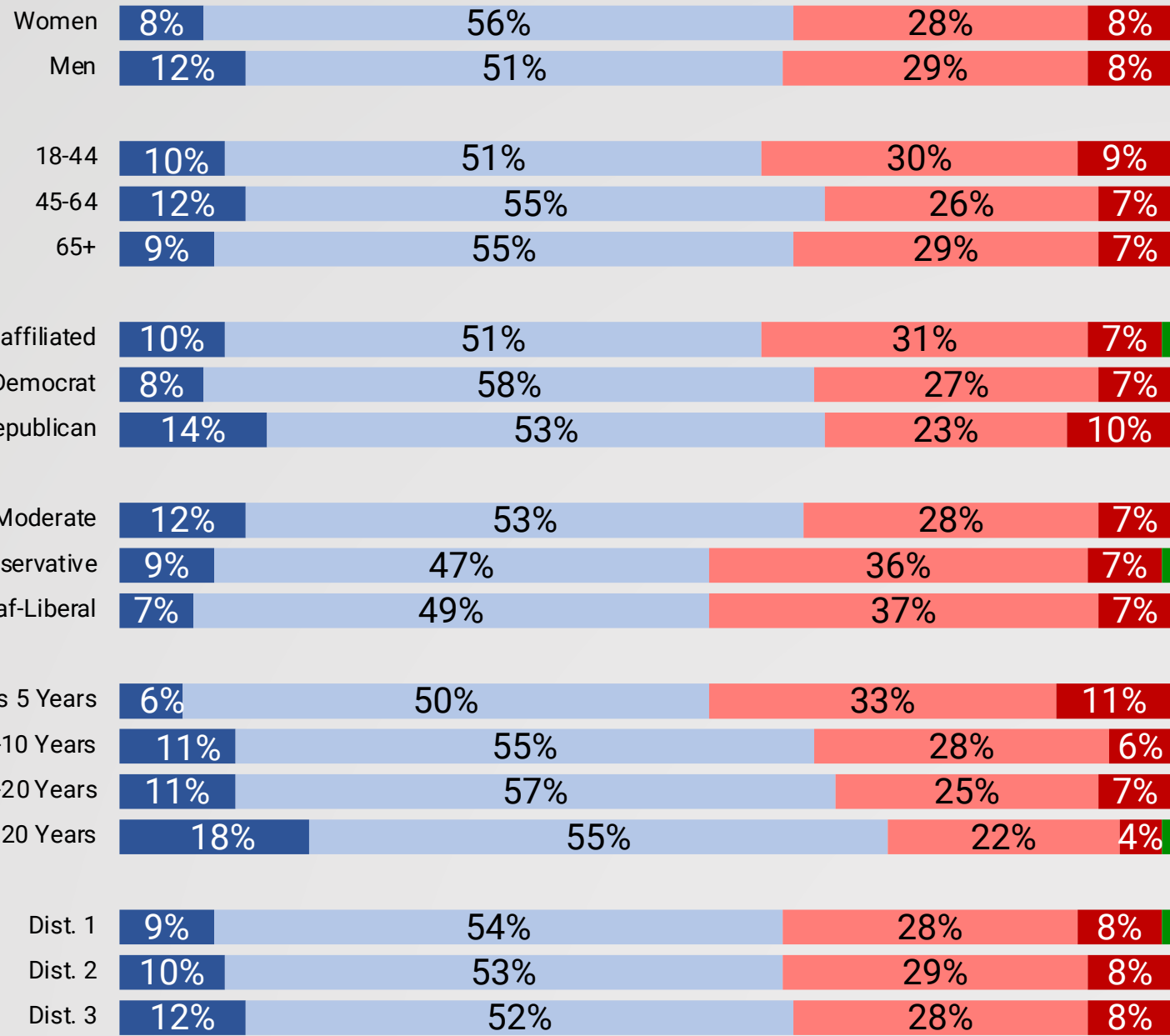


How familiar are you with the public services, projects, and programs provided by the Town of Erie?

Very & Somewhat 64%



■ Very Familiar ■ Somewhat Familiar
■ Not Too Familiar ■ Not Familiar at All
■ Unsure



■ Very Familiar ■ Somewhat Familiar ■ Not Too Familiar
■ Not Familiar at All ■ Unsure



Town of Erie Issue Preference

Please describe the top two or three issues, priorities, or problems that you think the Town of Erie should address in the next two or three years.

1. Traffic Congestion and Road Infrastructure

Residents consistently raised concerns about:

1. Congested intersections (especially Arapahoe Rd, Hwy 7, 287, and 111th)
2. Inadequate east-west corridors
3. Unsafe or outdated roads
4. The need for better snow removal and traffic enforcement

2. Rapid Growth and Overdevelopment

Many residents feel:

1. Growth is outpacing infrastructure and services
2. The town is losing its small-town character
3. Housing development should be slowed or paused

3. Water Costs and Availability

Residents are concerned about:

1. High water bills
2. Whether the town has enough water to support continued growth
3. The need for more xeriscaping and conservation

4. Affordable and Diverse Housing

Key themes include:

1. More truly affordable housing options
2. Housing for seniors, low-income residents, and young families
3. Concern over high-density housing in certain areas

5. Need for More Commercial and Retail Development

Many residents want:

1. More local businesses, restaurants, and grocery stores
2. Less reliance on residential development for revenue
3. A stronger local economy with better shopping options

6. Public Safety and Emergency Services

Residents mention:

1. Concerns over speeding, panhandling, and crime
2. Desire for more visible police presence
3. Better emergency preparedness and infrastructure



Town of Erie Issue Preference

Please describe the top two or three issues, priorities, or problems that you think the Town of Erie should address in the next two or three years.

7. Fracking and Oil & Gas Development

Environmental and health concerns are frequently mentioned:

1. Opposition to fracking near homes and schools
2. Concerns about pollution, noise, and water contamination

8. Preservation of Open Space and Environment

Residents value:

1. Protecting natural areas from development
2. Maintaining trails, parks, and open spaces

9. Recreation and Community Amenities

Suggestions include:

1. Expanding or adding a second recreation center
2. Building outdoor pools
3. Improving the community center and public parks

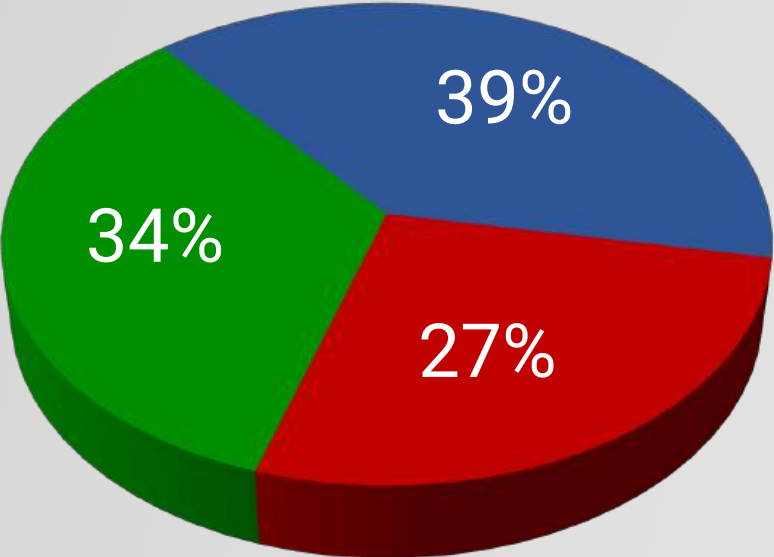
10. Bike/Pedestrian Safety and Public Transportation

Common requests include:

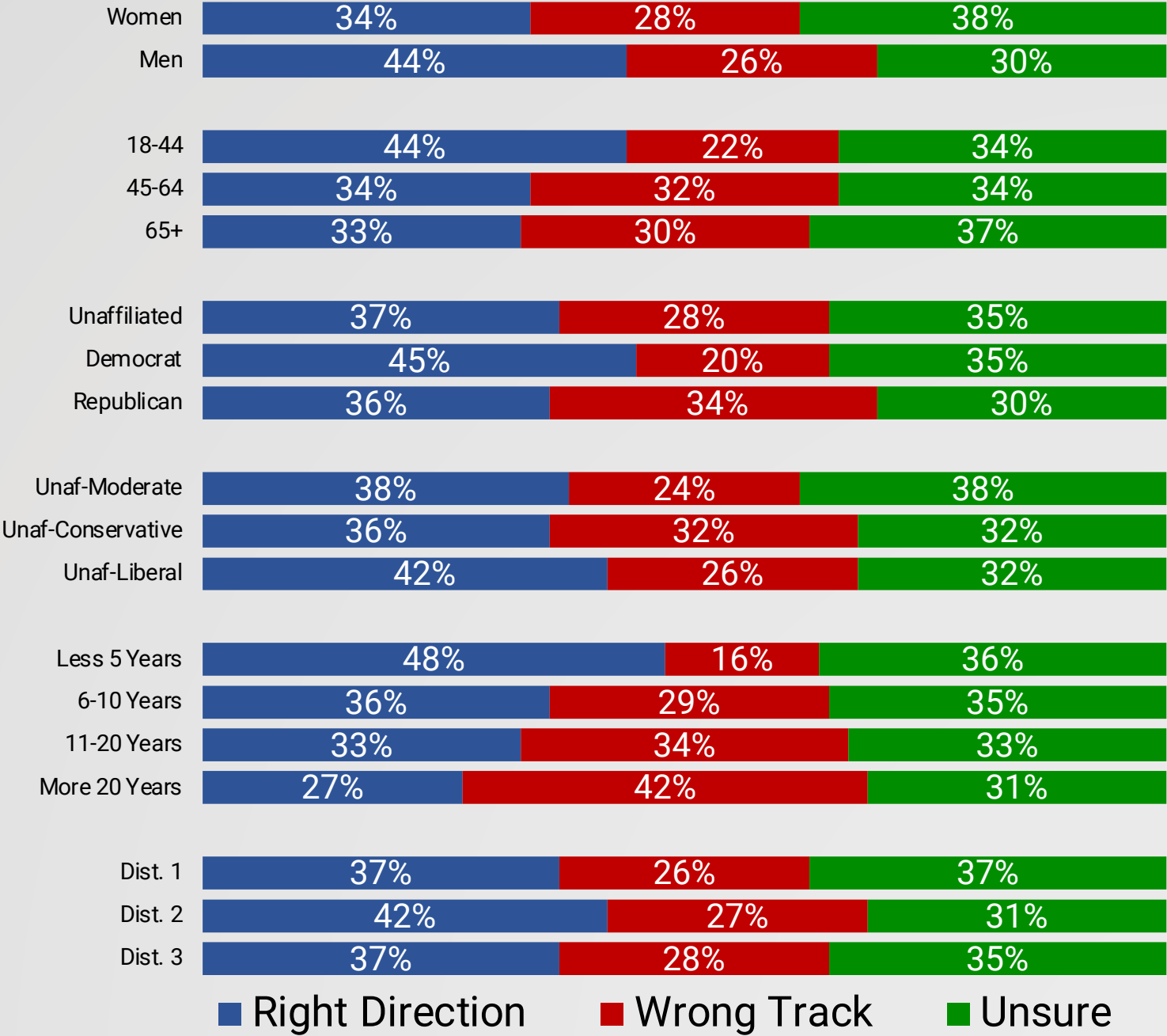
1. More connected bike trails
2. Safer pedestrian crossings (especially near schools)
3. More public transit options (e.g., RTD, shuttles)



Generally speaking, do you think things in the Town of Erie are headed in the right direction, or do you feel things are off on the wrong track?



■ Right Direction ■ Wrong Track ■ Unsure



Why 39% of Residents Believe Erie is Headed in the Right Direction

Please describe why you think things in the Town of Erie are headed in the right direction.

Smart Growth and Development: Many respondents believe the town is growing in a positive and thoughtful way. They cited improvements in housing options, road infrastructure, and responsible long-term planning. Several residents appreciated that the town is becoming more vibrant while still trying to retain its small-town charm. Some noted that Erie is managing growth better than neighboring communities.

Community Feel and Quality of Life: Residents praised Erie for maintaining a strong sense of community, safety, and livability. They described it as a great place to raise a family, with welcoming neighborhoods and a peaceful atmosphere. Many appreciated the clean environment, friendly people, and small-town feel even as the town continues to grow.

Parks, Trails, and Recreation: A large number of residents mentioned the town's investments in trails, open space, and recreation amenities as a sign that things are headed in the right direction. They value the natural beauty, well-maintained parks, and walkable areas that encourage healthy, outdoor lifestyles.

Town Leadership and Governance: Some residents expressed confidence in the Town Board and staff, pointing to transparency, communication, and responsiveness to resident concerns. They felt that leaders are doing a good job listening to the community, planning for the future, and handling growth challenges.

Economic and Commercial Development: Several responses noted improvements in business growth and the local economy. Residents were encouraged by the addition of new restaurants, retail, and commercial services, which they saw as helping to reduce reliance on neighboring towns and increase revenue for local services.



Why 27% of Residents Feel Things in Erie are Off on the Wrong Track

Please describe why you feel things in the Town of Erie are off on the wrong track.

Uncontrolled Growth and Overdevelopment: The most frequent concern was that Erie is growing too quickly without adequate planning or supporting infrastructure. Residents feel that new developments are being approved without regard for traffic, school capacity, or water resources. Many worry that the town is losing its character and that leaders are prioritizing expansion over livability.

Traffic and Road Infrastructure Problems: Traffic congestion, poor road conditions, and lack of east-west connectivity were widely cited. Specific roads and intersections (like Arapahoe and Highway 7) were mentioned as dangerous or constantly backed up. Residents feel that the town's infrastructure isn't keeping pace with the population growth, making everyday commutes frustrating and unsafe.

Lack of Trust or Dissatisfaction with Town Leadership: Many residents expressed disappointment in the town's leadership, citing poor communication, lack of transparency, and decisions that appear to benefit developers over residents. Some feel that community input is ignored and that elected officials are not accountable or responsive.

Inadequate Commercial Development: Several respondents noted that while residential construction is booming, commercial growth has not kept up. Residents want more restaurants, retail, and services in town to reduce the need to travel to nearby cities. They view the imbalance as a sign of poor planning and missed economic opportunities.

Fracking and Environmental Concerns: Oil and gas activity remains a top concern for many. Residents expressed frustration with the town's handling of fracking near neighborhoods and schools. Environmental health, noise, and pollution were all cited as reasons they believe the town is heading in the wrong direction, especially when these concerns appear to be disregarded by officials.



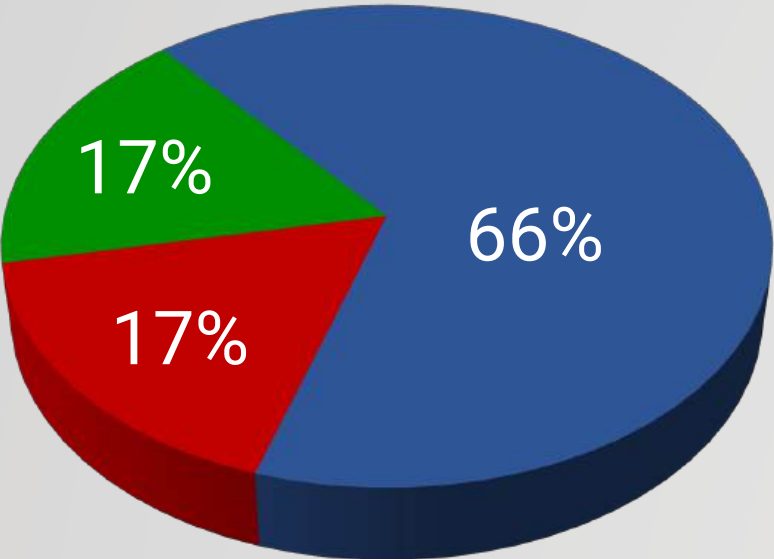
“Unsure” Leads to Opportunity

Key Demographics of the 34% of residents who are unsure:

- Age-
 - 18-34: 27%
 - 35-44: 22%
 - 45-54: 20%
 - 55-64: 14%
 - 65+: 17%
- Tenure-
 - **5 or Less Years: 41%**
 - 6-10 Years: 25%
 - 11-20 Years: 19%
 - More 20 Years: 14%
- Party-
 - Unaffiliated: 55%
 - Democrat: 27%
 - Republican: 17%
- Where do you Work?
 - Work for Comp Outside of Erie: 61%
 - From Office: 18%
 - **From Home: 21%**
 - **Retired: 18%**

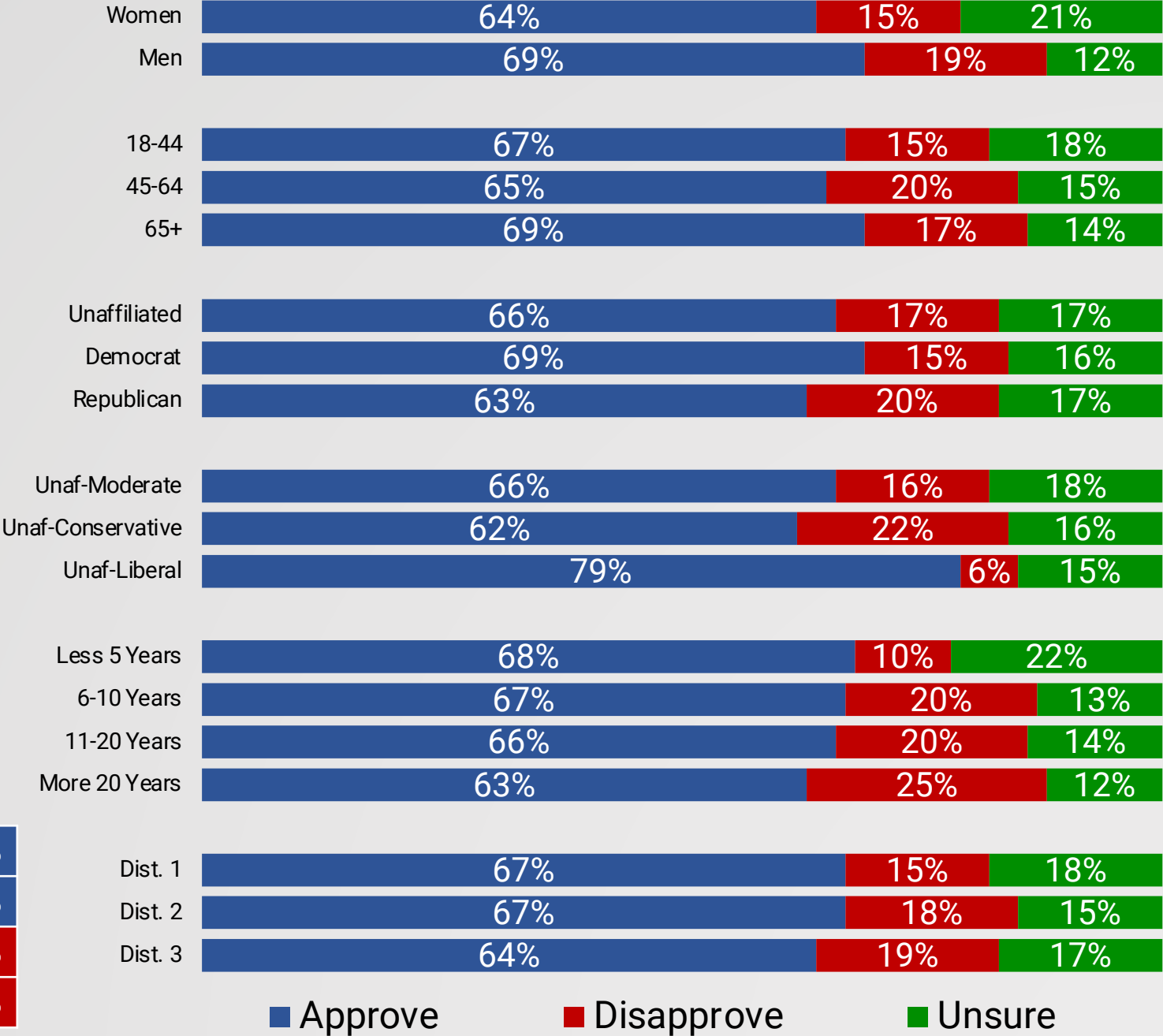
- **Key Takeaways from those that are “Unsure”**
 - Preservation of Erie’s small-town character
 - Smart and Responsible growth
 - This group is looking for nuanced, balanced growth — not anti-development, but wary of losing the town’s charm.
 - Fair funding strategies
 - The majority feel that new development should bear more of the cost of infrastructure and services.

Do you approve or disapprove of the job the Town of Erie is doing to provide public services, projects, and programs for Town residents?

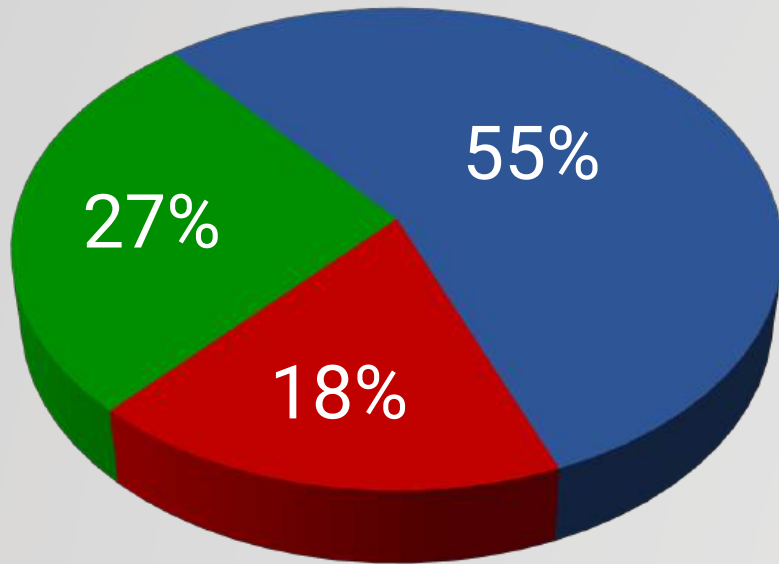


- Total Approve
- Total Disapprove
- Unsure

Strongly Approve	14%
Somewhat Approve	52%
Strongly Disapprove	4%
Somewhat Disapprove	13%

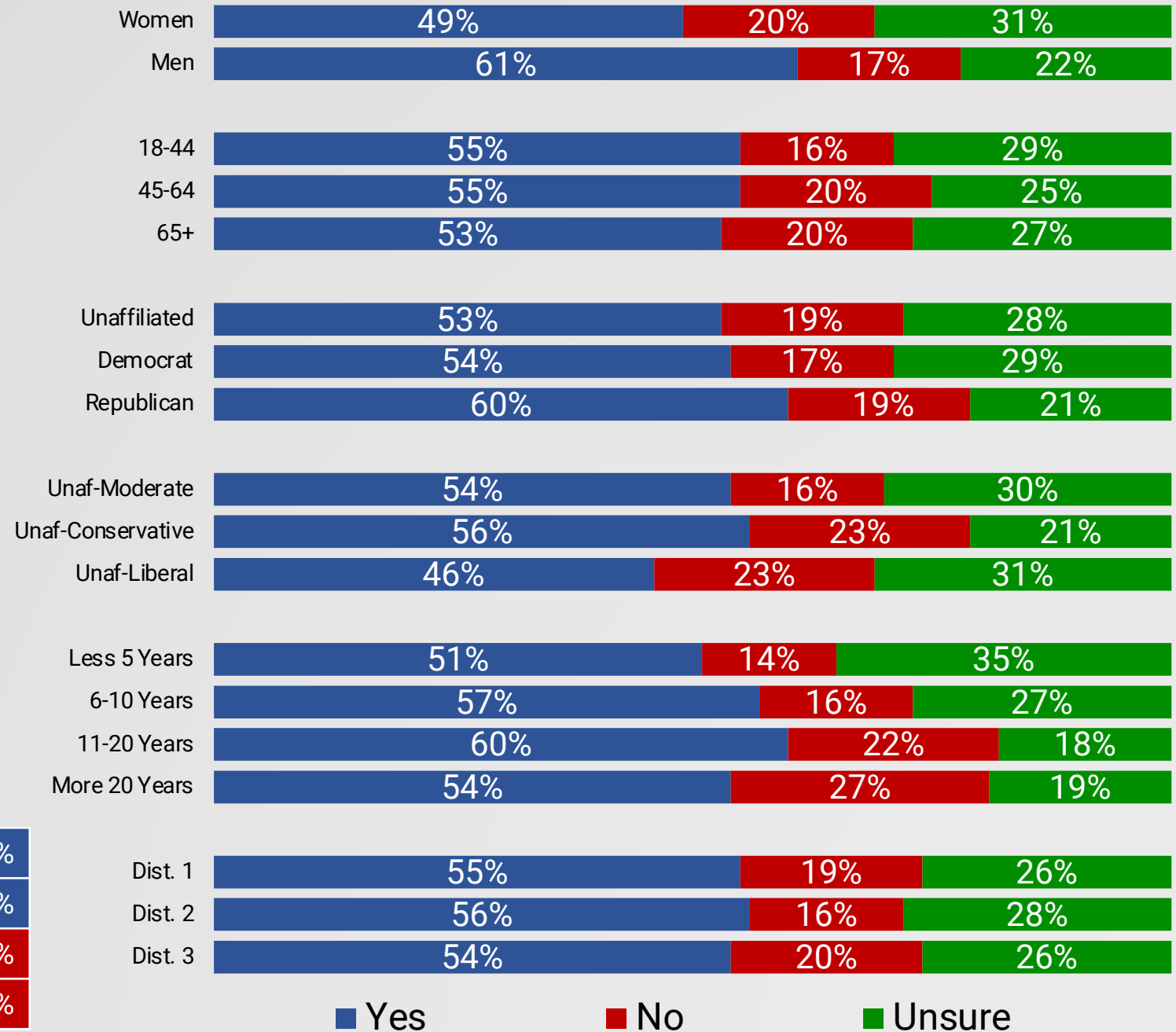


Do you think the Town of Erie has the financial resources needed to provide an acceptable level of services, projects, and programs to town residents?

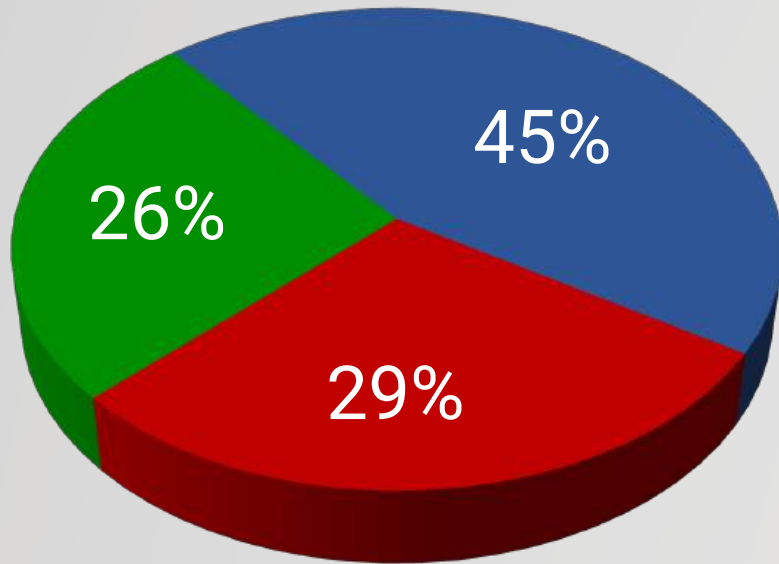


■ Total Yes
■ Total No
■ Unsure

Yes, Definitely	16%
Yes, Probably	39%
No, Definitely Not	3%
No, Probably Not	15%

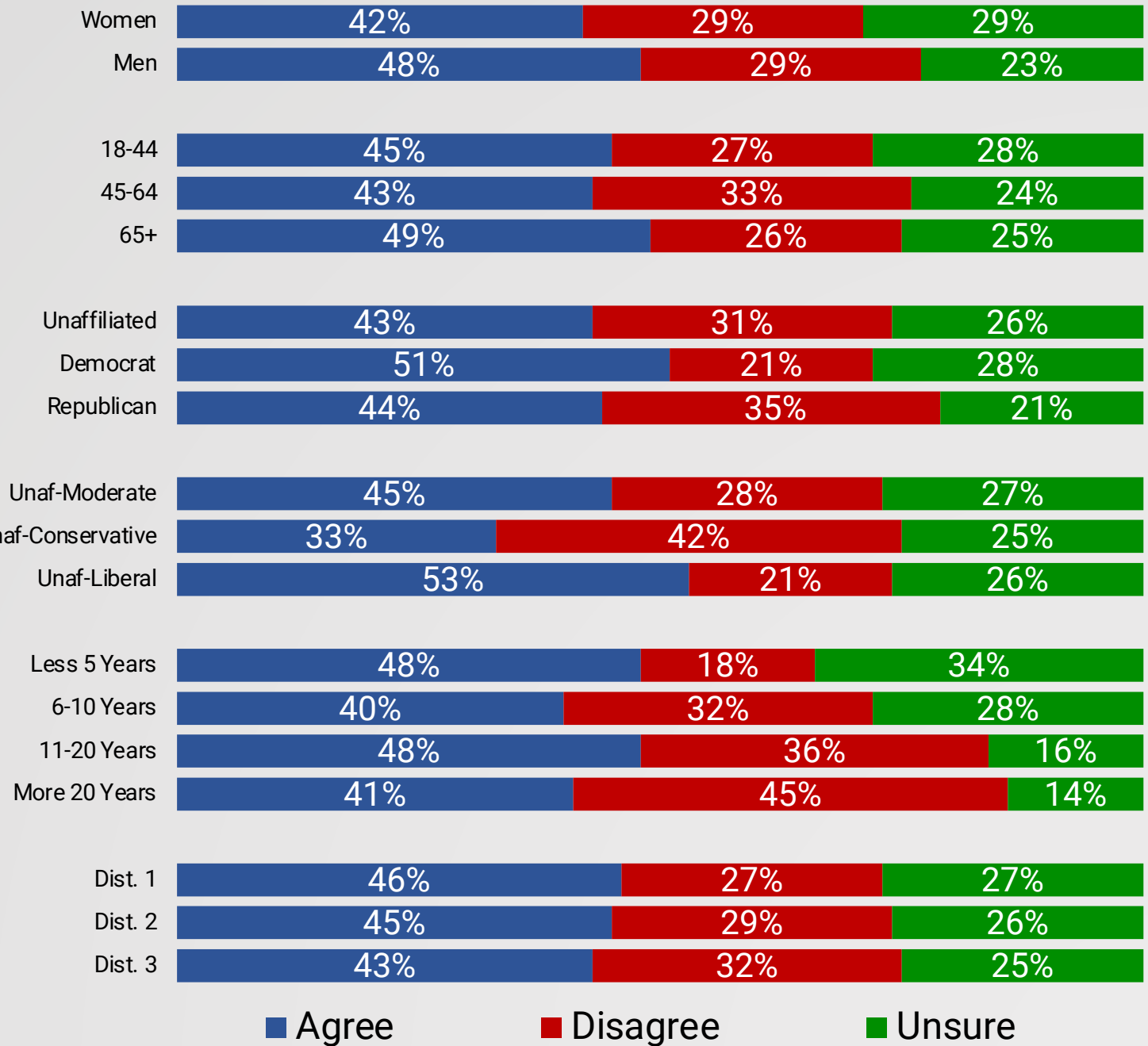


Do you agree or disagree with the following statement?
"The Town of Erie is fiscally responsible and spends taxpayer money wisely."



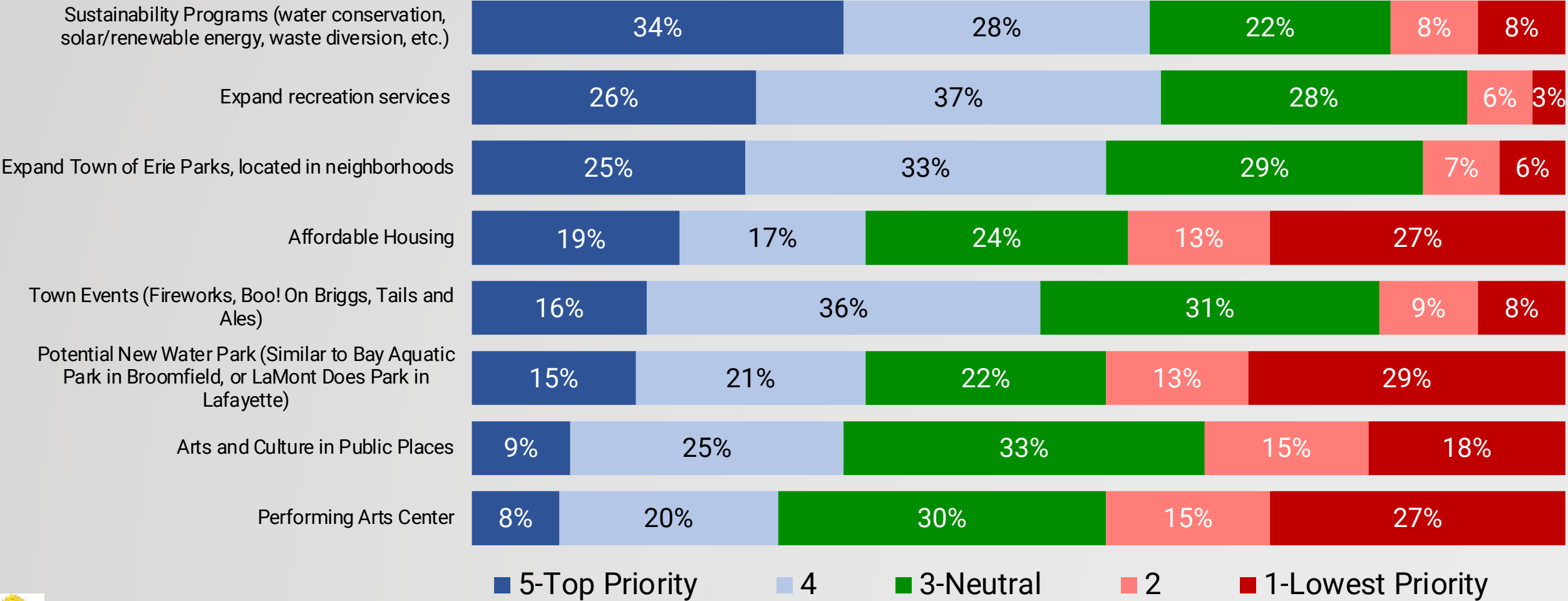
■ Total Agree
 ■ Total Disagree
 ■ Unsure

Strongly Agree	8%
Somewhat Agree	37%
Strongly Disagree	8%
Somewhat Disagree	21%



Each year, the Town Council must decide where to focus the Town’s attention across a variety of services and programs. While essential services like police, water, sewer, and roads must always be maintained, there are many other areas that can enhance the quality of life in the community.

With that in mind, on a scale of 1 to 5, where 5 means it should be a top priority and 1 means it is the lowest priority, how would you rate each of the following current or potential services or programs in terms of how much focus and effort the Town should dedicate to them?



Opinion on Funding the Erie Police Department

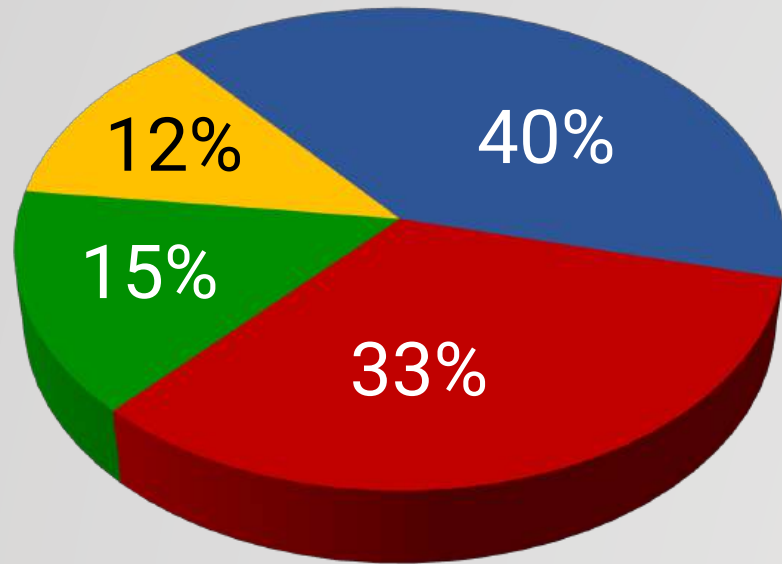


In 2021, the Town of Erie completed a Facility Strategic Plan that identified the top priorities for Town buildings. The current Erie Police Department is already at full capacity, and the expansion is estimated to cost \$38.6 million before interest. This expansion is designed to meet future operational needs as the Town's population continues to grow from 40,000 to 66,000. Knowing that information, there are multiple ways for the Town of Erie to pay for the expansion and renovation of the police facility:

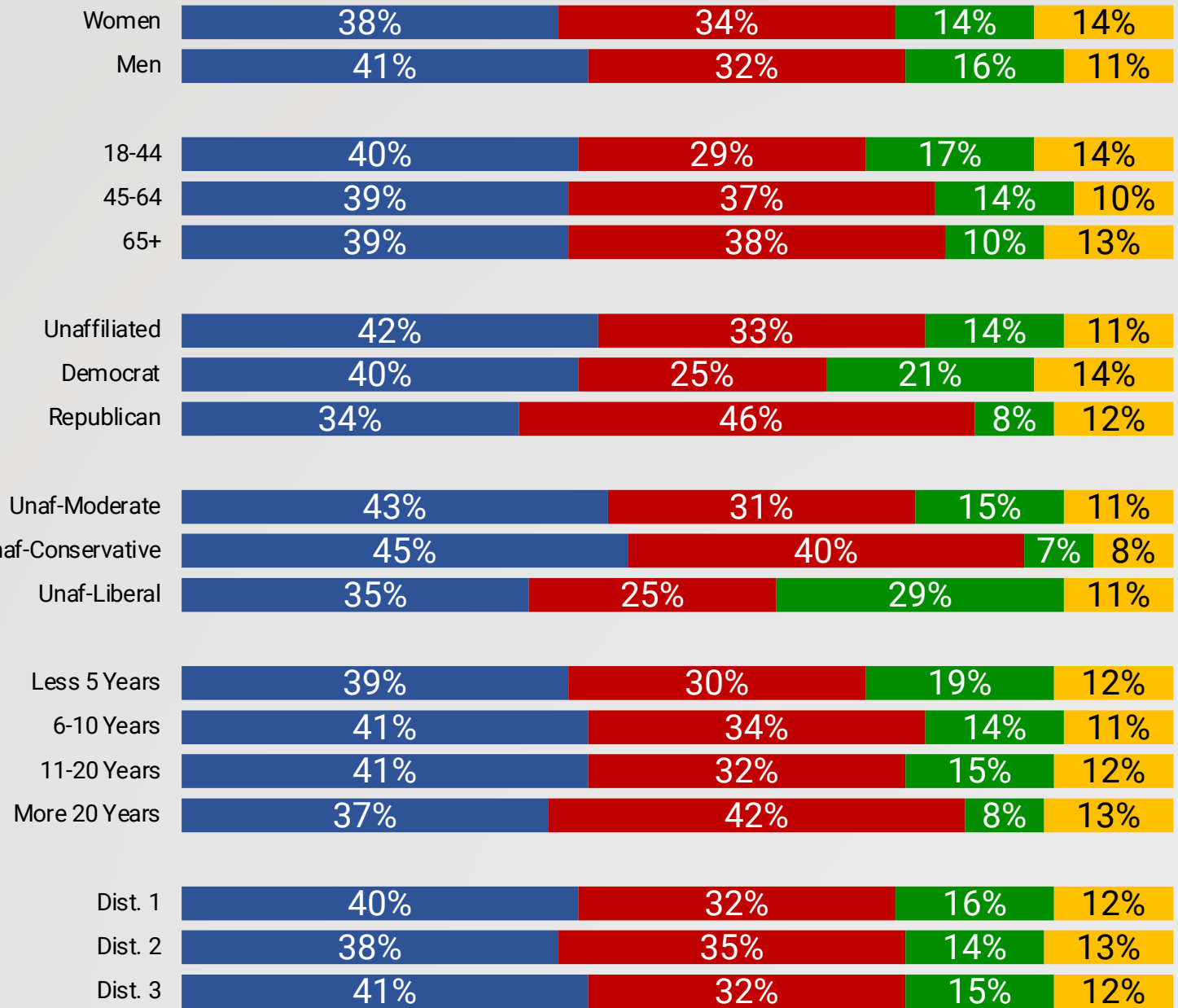
- 1) A property tax that would increase taxes by 4 mills, or \$134 annually for a home valued at \$500,000. This would need to be approved by voters.
- 2) A sales tax that would increase the Erie sales tax rate from 3.5% to 3.98%, or another \$0.48 per \$100 purchase. This would need to be approved by voters.
- 3) A Certificate of Participation (COP), which is a type of financing, like a mortgage, that does not raise taxes or need voter approval. The Town of Erie would need to pay back the financing with interest over time, and the funding would be prioritized from the General Fund. The Town estimates paying back COPs for this project at \$2.5 million per year for 20 years.

Knowing this information, how would you prefer the Town of Erie pay to finance the Erie Police Department expansion and renovation?

Knowing this information, how would you prefer the Town of Erie pay to finance the Erie Police Department expansion and renovation?



■ Sales Tax
■ Certificate of Participation (COP)
■ Property Tax
■ Unsure



■ Sales
 ■ COP
 ■ Property
 ■ Unsure

Opinion on Erie Small-Town Feel

Many who live in Erie cherish the small-town feel. Being as descriptive as possible, how would you define a small-town feel?

Close-Knit, Friendly Community: Residents overwhelmingly associate a small-town feel with knowing their neighbors, friendly greetings, and strong personal connections. They value a sense of belonging, where people look out for each other and community bonds are strong. Many used words like "welcoming," "safe," and "neighborly" to describe what small-town life means to them.

Slow Pace and Peaceful Atmosphere: A slower, less hectic lifestyle is central to the small-town feel. Respondents described it as peaceful, quiet, and removed from the noise and busyness of big-city living. Many emphasized the importance of low traffic, calm streets, and the ability to take time and enjoy their surroundings.

Walkability and Access to Nature: Many respondents mentioned being able to walk or bike to local parks, trails, schools, or small businesses as part of what makes a town feel small. Proximity to open space, greenery, and outdoor recreation was frequently cited as essential to maintaining that atmosphere.

Historic and Charming Downtown or Town Center: A common theme was the presence of a quaint, centralized downtown with local shops, restaurants, and community events. Respondents described a walkable, character-filled core as a visual and social anchor for the community. They often contrasted this with large chain stores or sprawling suburban developments.

Limited Growth and Thoughtful Development: Residents expressed that a small-town feel is tied to controlled growth and intentional development. Many worry that rapid expansion threatens the town's character. They associate small-town life with open space, fewer large subdivisions, and decisions that prioritize quality of life over density and profit.

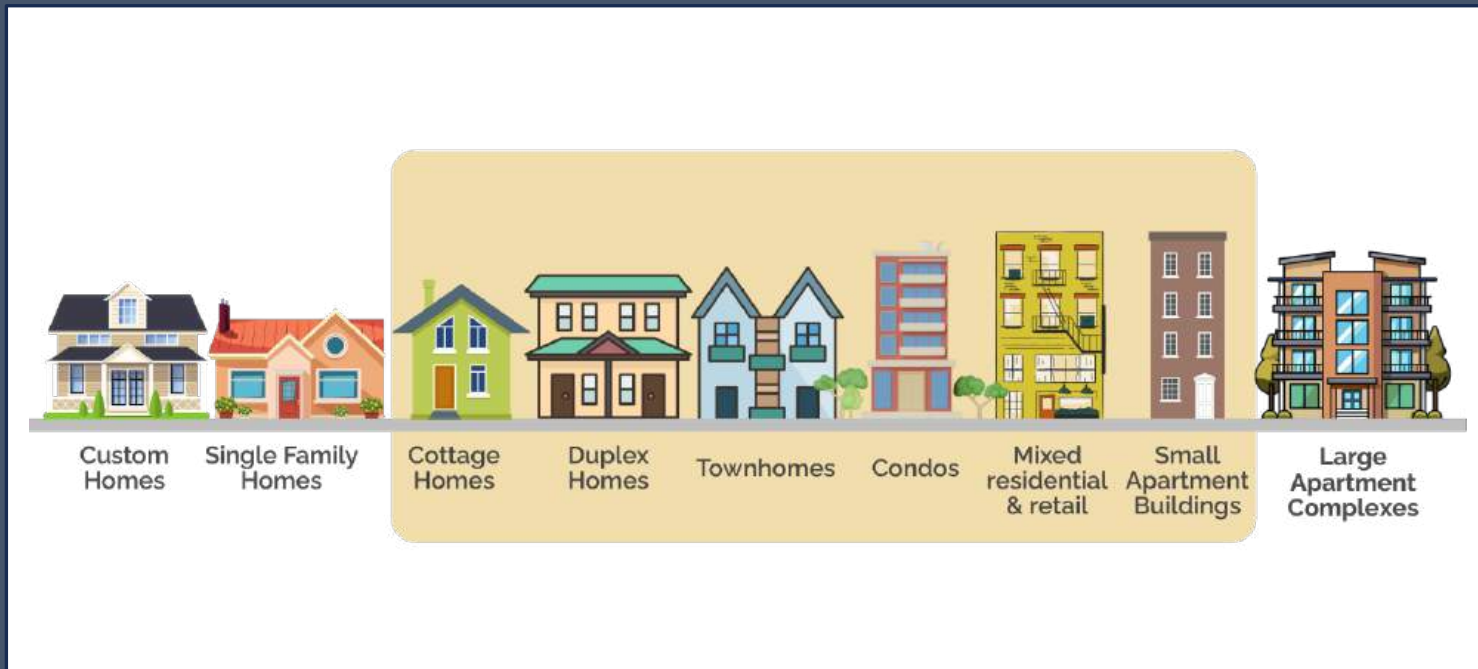




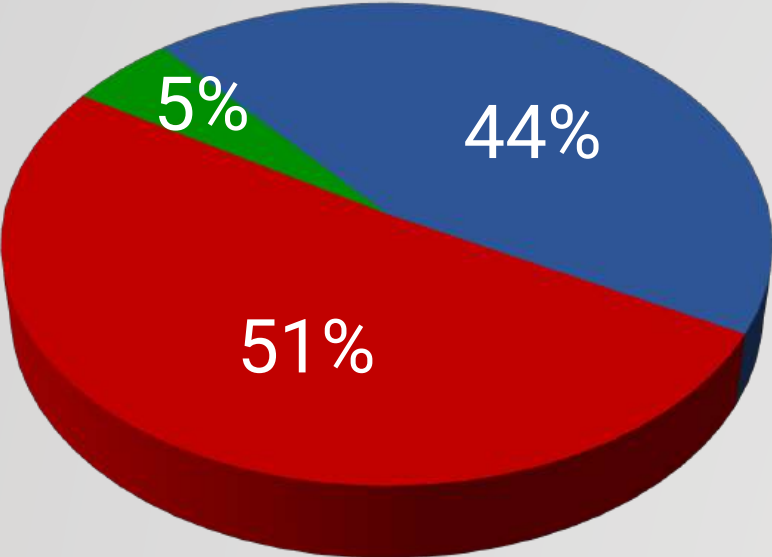
Town of Erie Housing Questions

Opinion on Housing Density

Do you agree or disagree with the following statement:
The Town of Erie needs more housing diversity, meaning
a better balance between condos, apartments,
townhomes, smaller (cottage-sized) homes, single-
family homes, or custom-built homes?

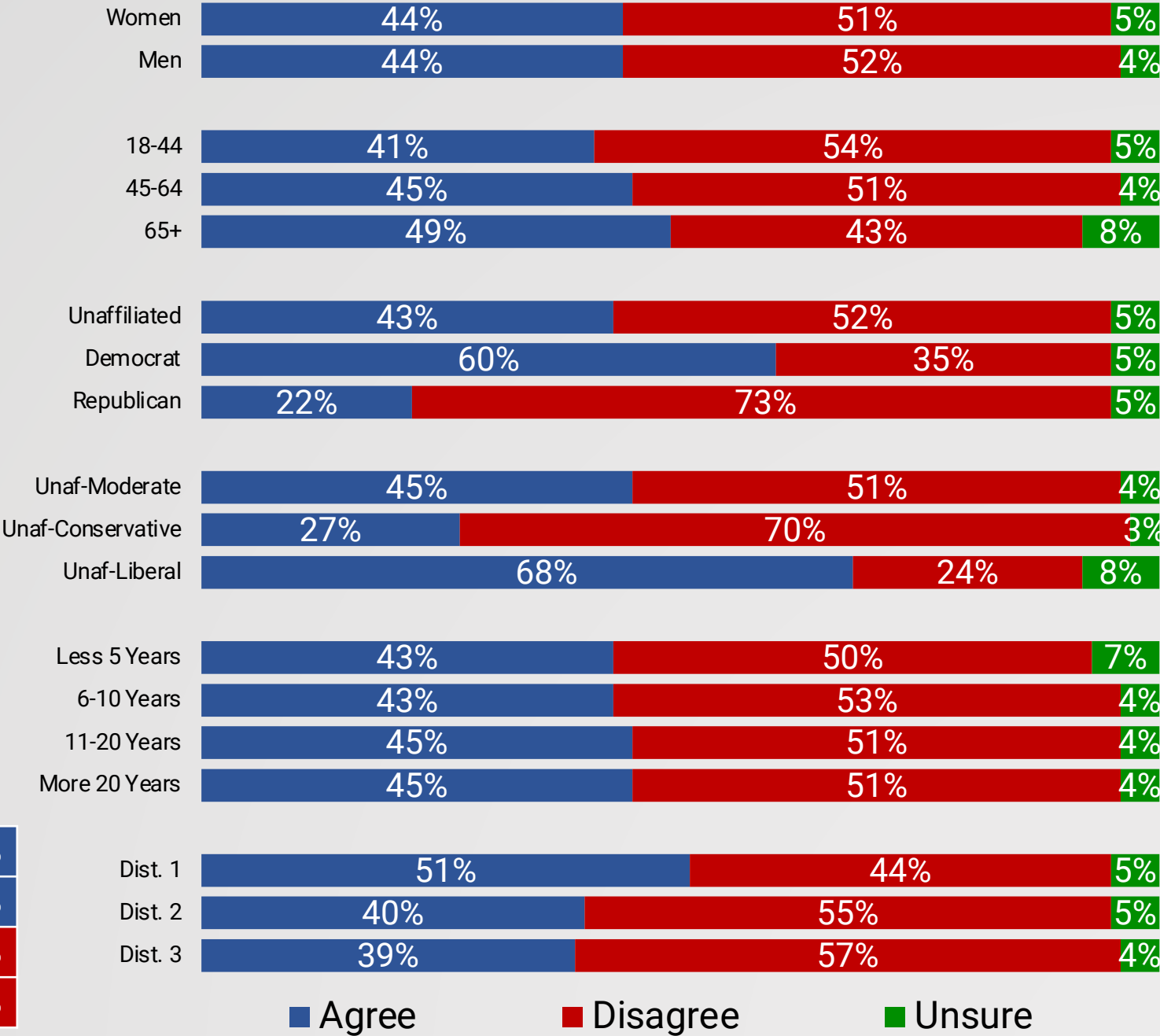


Do you agree or disagree with the following statement: *The Town of Erie needs more housing diversity, meaning a better balance between condos, apartments, townhomes, smaller (cottage-sized) homes, single-family homes, or custom-built homes?*



■ Total Agree
■ Total Disagree
■ Unsure

Strongly Agree	21%
Somewhat Agree	23%
Strongly Disagree	33%
Somewhat Disagree	18%

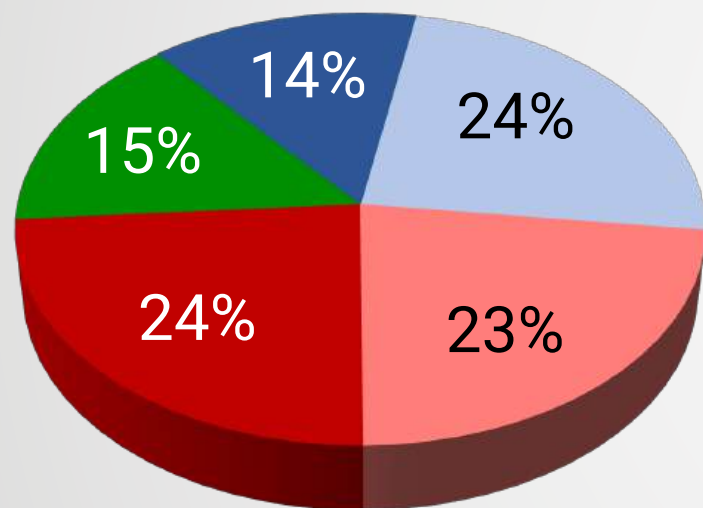


■ Agree ■ Disagree ■ Unsure

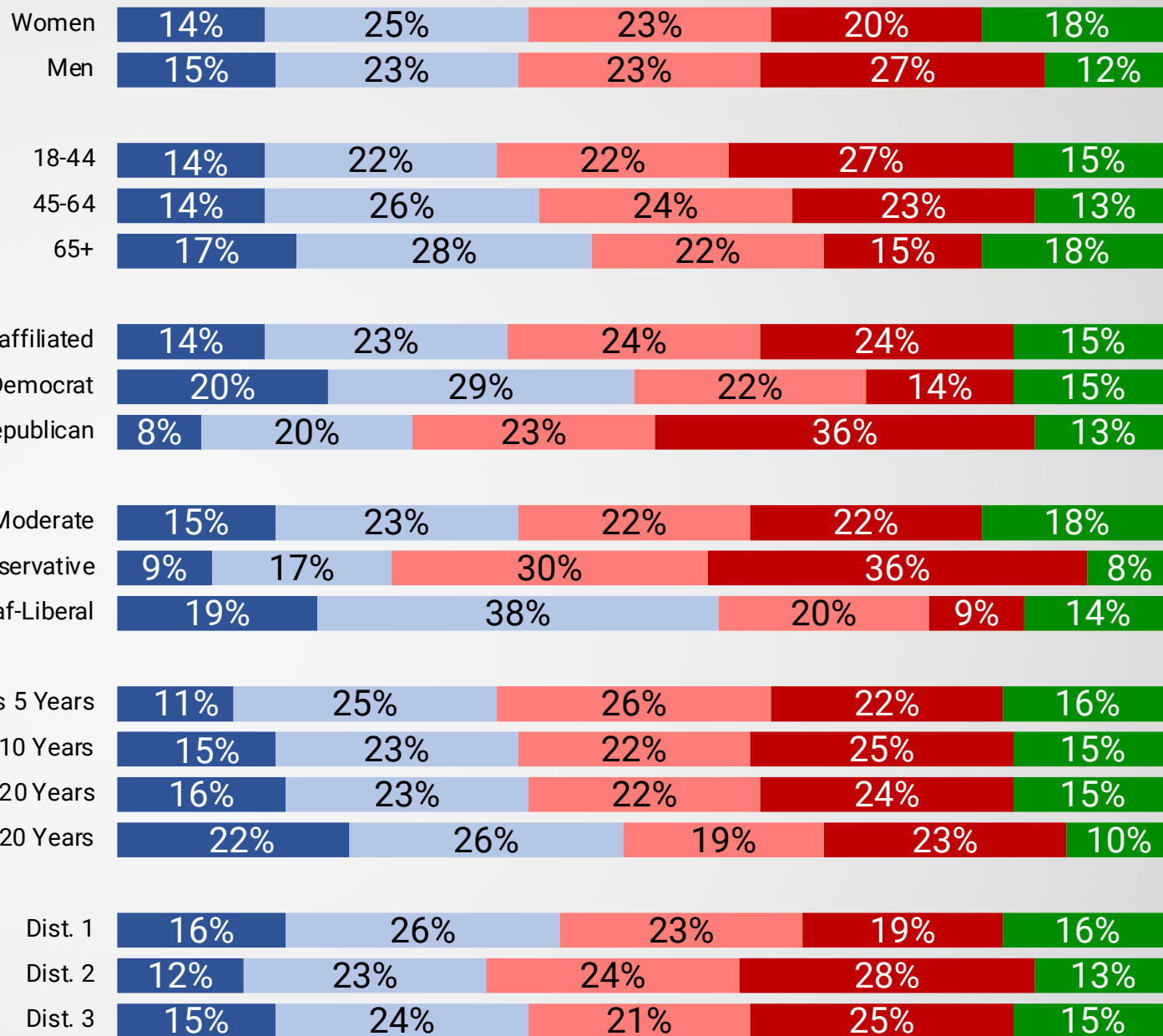


How much of a problem is the availability of **homeownership opportunities** in the Town of Erie?

Big & Somewhat 38%



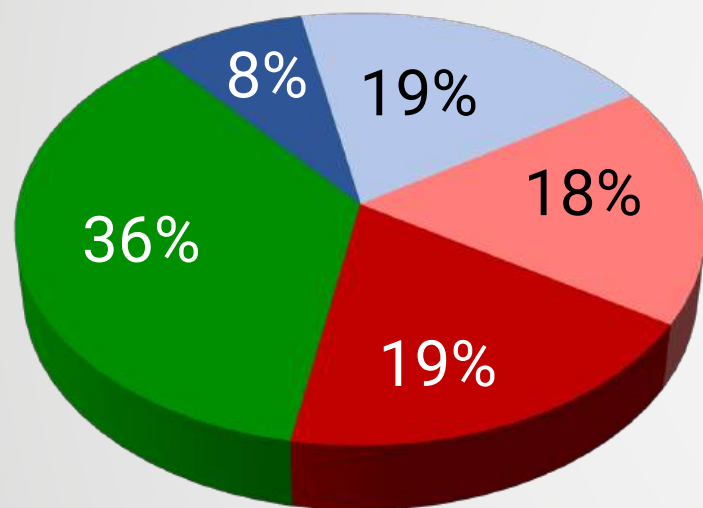
- Big Problem
- Somewhat of a Problem
- Not Too Much of a Problem
- Not a Problem at All
- Unsure



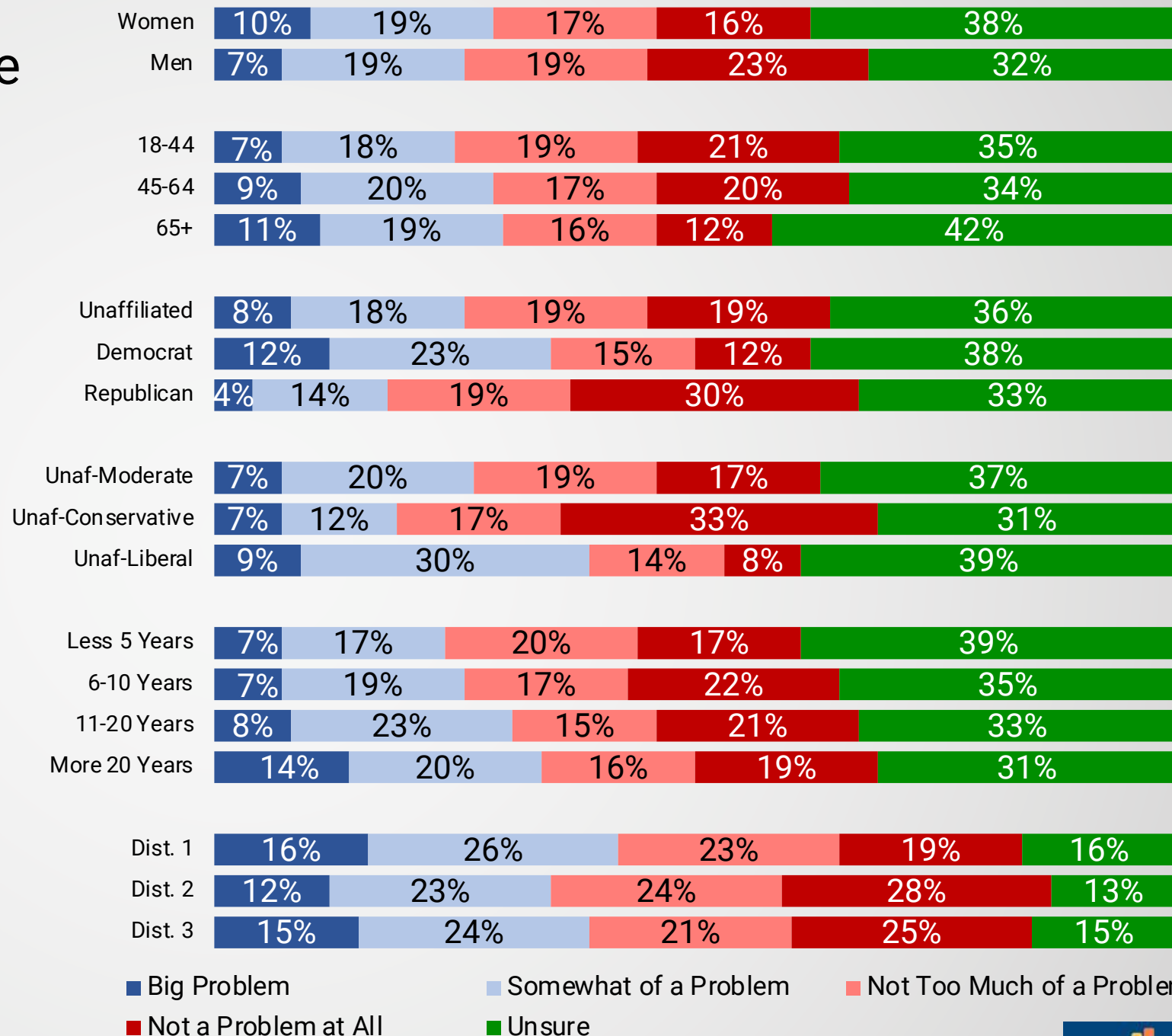
- Big Problem
- Somewhat of a Problem
- Not Too Much of a Problem
- Not a Problem at All
- Unsure

How much of a problem is the availability of **rental opportunities** in the Town of Erie?

Big & Somewhat 27%



- Big Problem
- Somewhat of a Problem
- Not Too Much of a Problem
- Not a Problem at All
- Unsure



Affordable Housing Definition

The following housing questions discuss affordable housing in the Town of Erie. For this survey, it is important to understand that the Town of Erie defines affordable housing as housing that is financially manageable, that is, they are not spending more than 30% of their income on housing. Some of these households may receive subsidies to be able to afford this housing.

In 2024, the Town of Erie completed a housing needs assessment that showed potential benefits of affordable housing policies. Knowing this, do you agree or disagree with each of the following statements:

Affordable housing helps families stay stable. When people aren't spending too much on rent, they have more money for other things.



Affordable housing promotes diversity and inclusive growth for residents at all phases of life.



Affordable housing helps make Erie's economy stronger by allowing more local workers to live in the same community where they work.



■ Agree ■ Disagree ■ Unsure



Opinion on Housing Density and Individual Taxes

Please read the two following statements,

A. The Town of Erie needs to increase housing density by building more townhomes, duplexes, or apartments, because additional housing units may create the tax revenue needed to cover the long-term costs of maintaining streets, water systems, and other infrastructure.

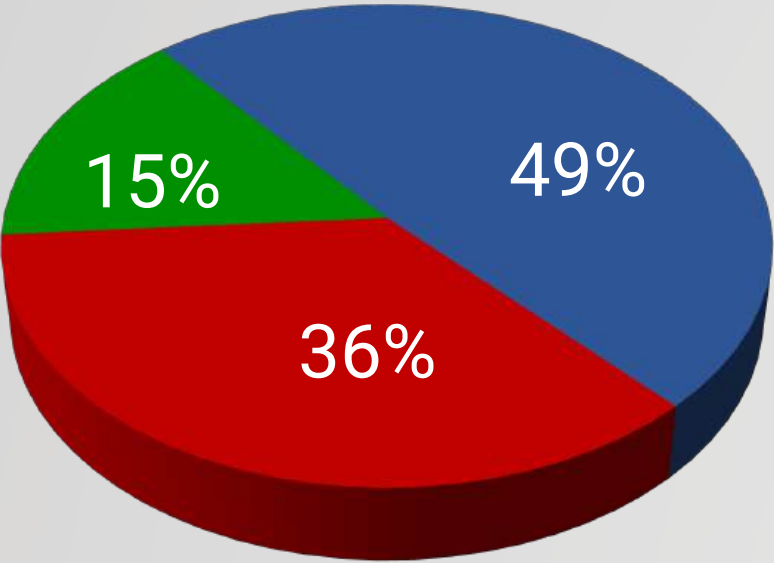
Or...

B. The Town of Erie should continue to focus on lower-density housing, mainly single-family homes, even if it may mean higher individual taxes in the future to cover the long-term costs of maintaining streets, water systems, and other infrastructure.

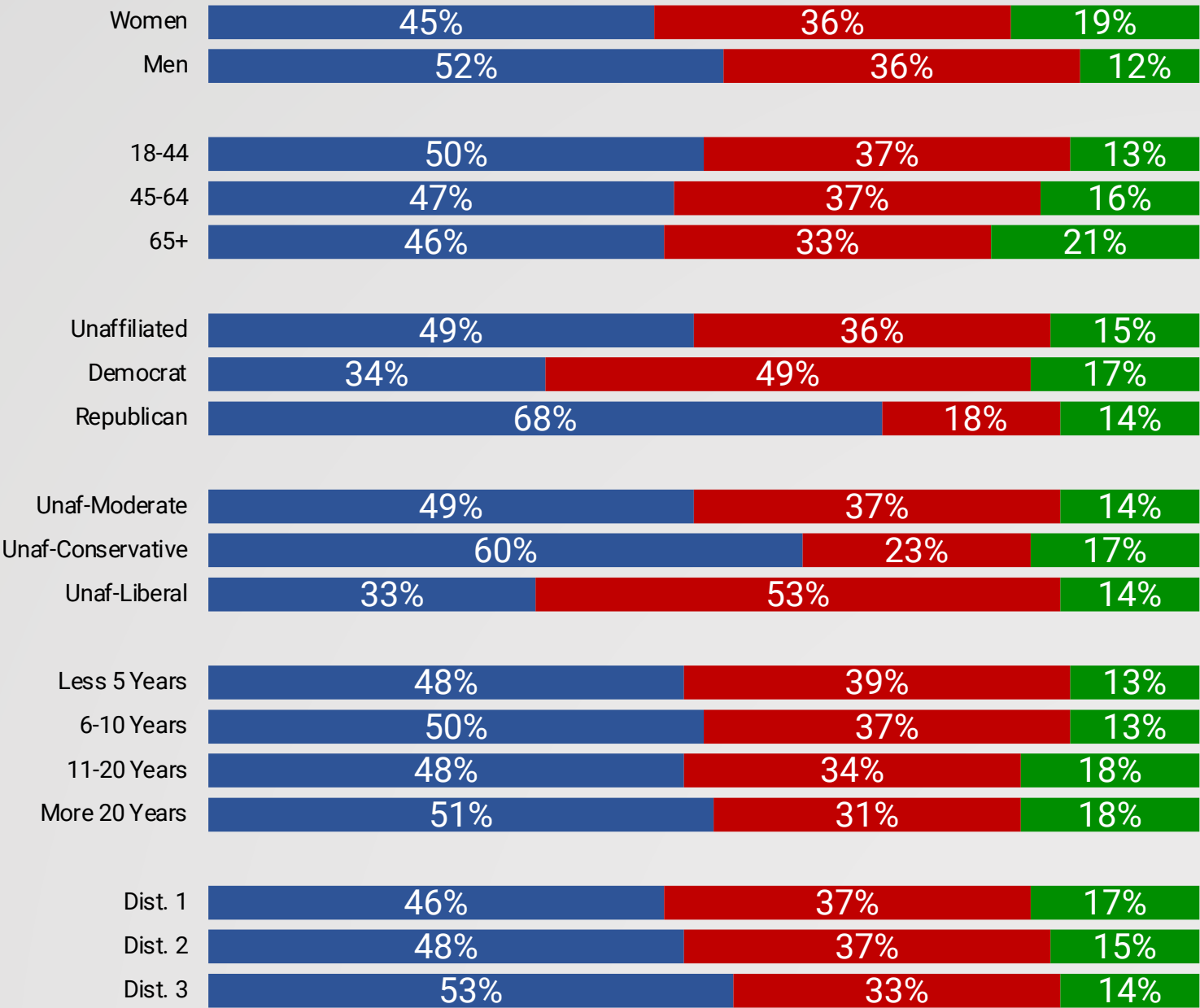
Which of these statements do you prefer?

Opinion on Housing Density and Individual Taxes

Which of these statements do you prefer?



- Cont. Lower Density, Higher Individual Taxes
- Increase Housing Density, Reduce Individual Taxes
- Unsure

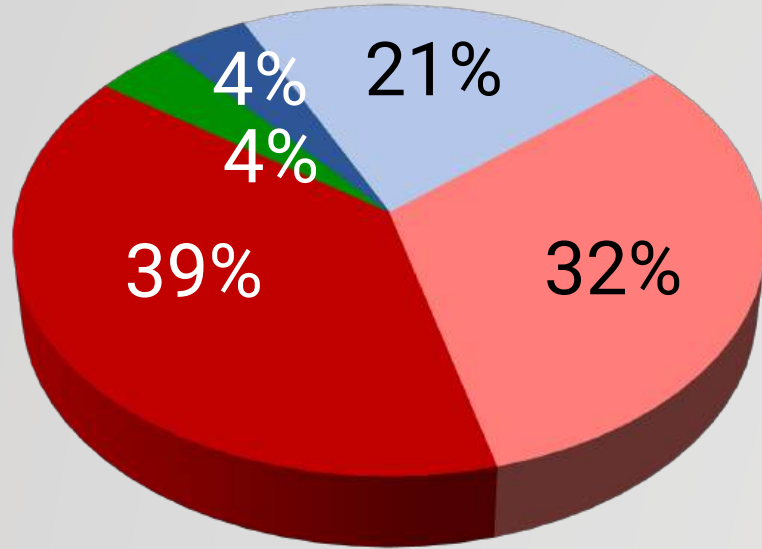


■ Cont. Lower Density, High Taxes ■ Increase Density, Reduce Taxes ■ Unsure

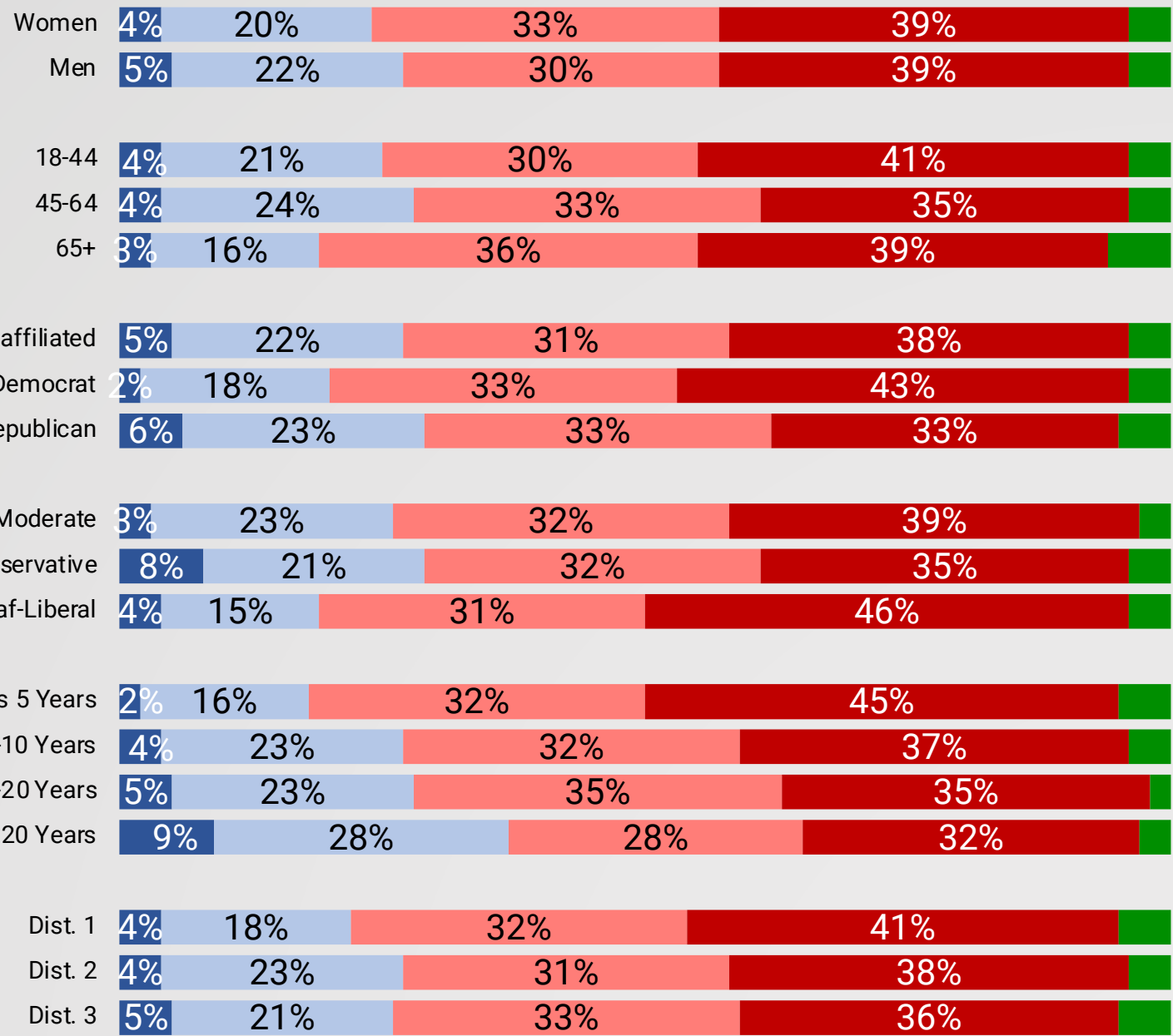


How familiar are you with the Town of Erie's Affordable Housing Program?

Very & Somewhat 25%



■ Very Familiar ■ Somewhat Familiar
■ Not Too Familiar ■ Not Familiar at All
■ Unsure



■ Very Familiar ■ Somewhat Familiar ■ Not Too Familiar
■ Not Familiar at All ■ Unsure

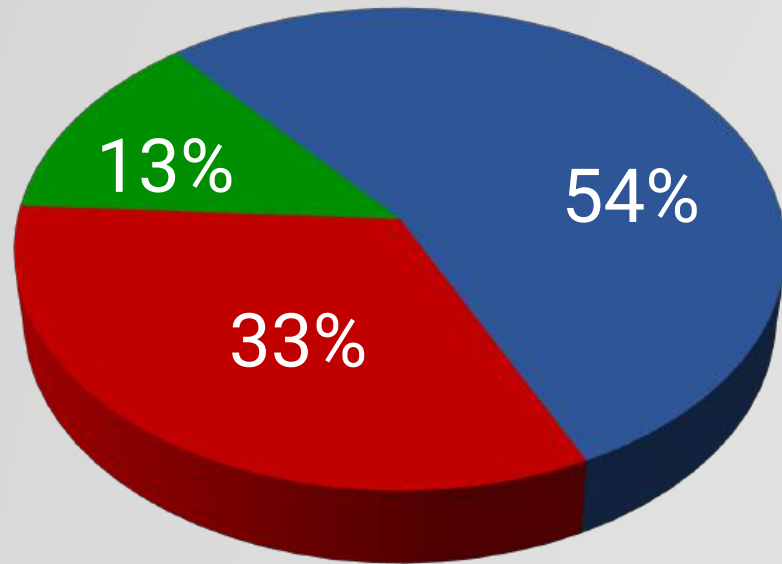
Opinion on Town of Erie Affordable Housing Program

The Town of Erie's Affordable Housing Program has hired dedicated staff, has purchased land for future affordable housing developments, has received grant funding to help repair existing affordable housing units, and continues to try to diversify housing in Erie. The Affordable Housing Program operates on a yearly budget of approximately \$450,000.

Knowing this information, do you support or oppose the work of the Town of Erie's Affordable Housing Program?

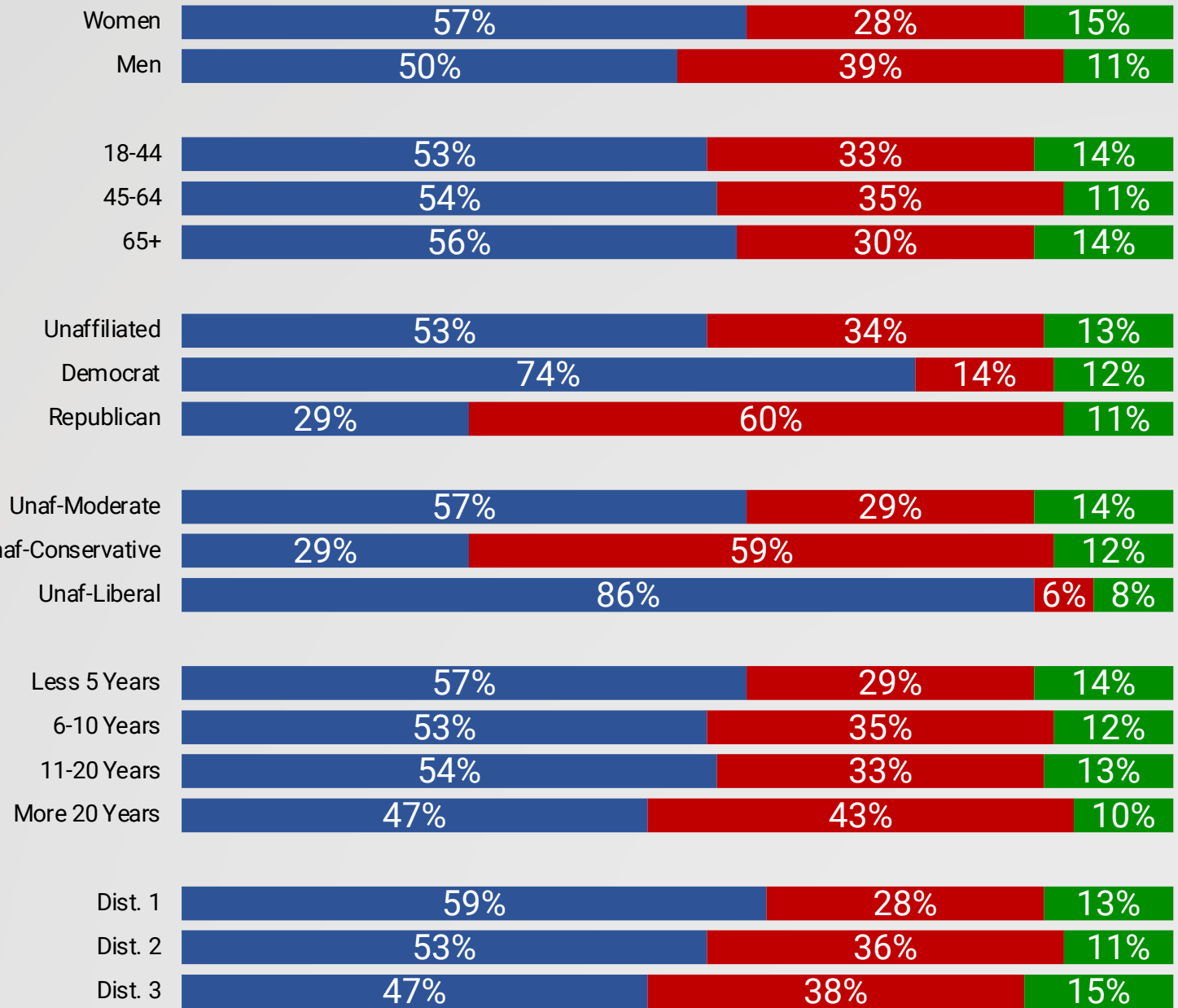
Opinion on the Town of Erie Affordable Housing Program

Knowing this information, do you support or oppose the work of the Town of Erie's Affordable Housing Program?



■ Total Support
■ Total Oppose
■ Unsure

Strongly Support	25%
Somewhat Support	29%
Strongly Oppose	18%
Somewhat Oppose	15%



■ Support ■ Oppose ■ Unsure

Opinion on Cheesman Street Residences

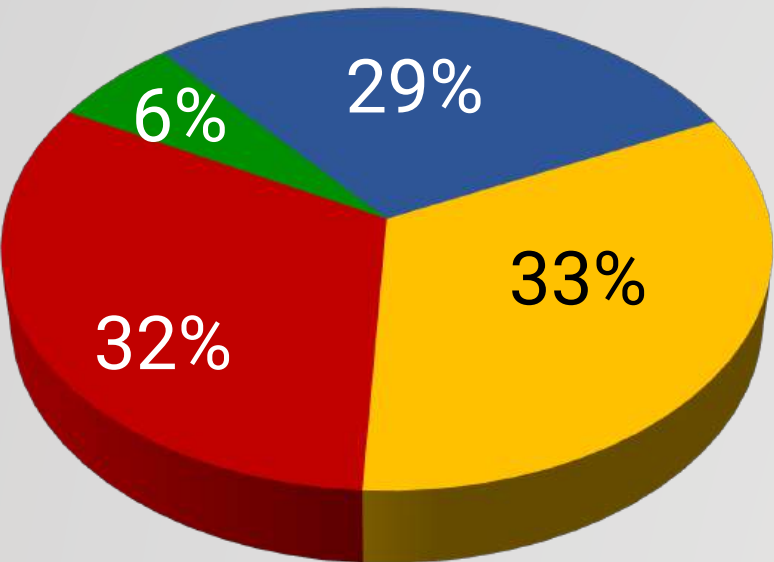


As you may know, the Town of Erie purchased land in 2023 to create the Cheesman Street Residences as a first step in Erie's effort to create more attainable housing options. The Cheesman development will be 35 homeownership deed-restricted homes for a two-person household with a household income of \$144,000 or less.

Knowing this, do you believe the Town of Erie should be more involved, stay about the same, or be less involved in supporting affordable housing?

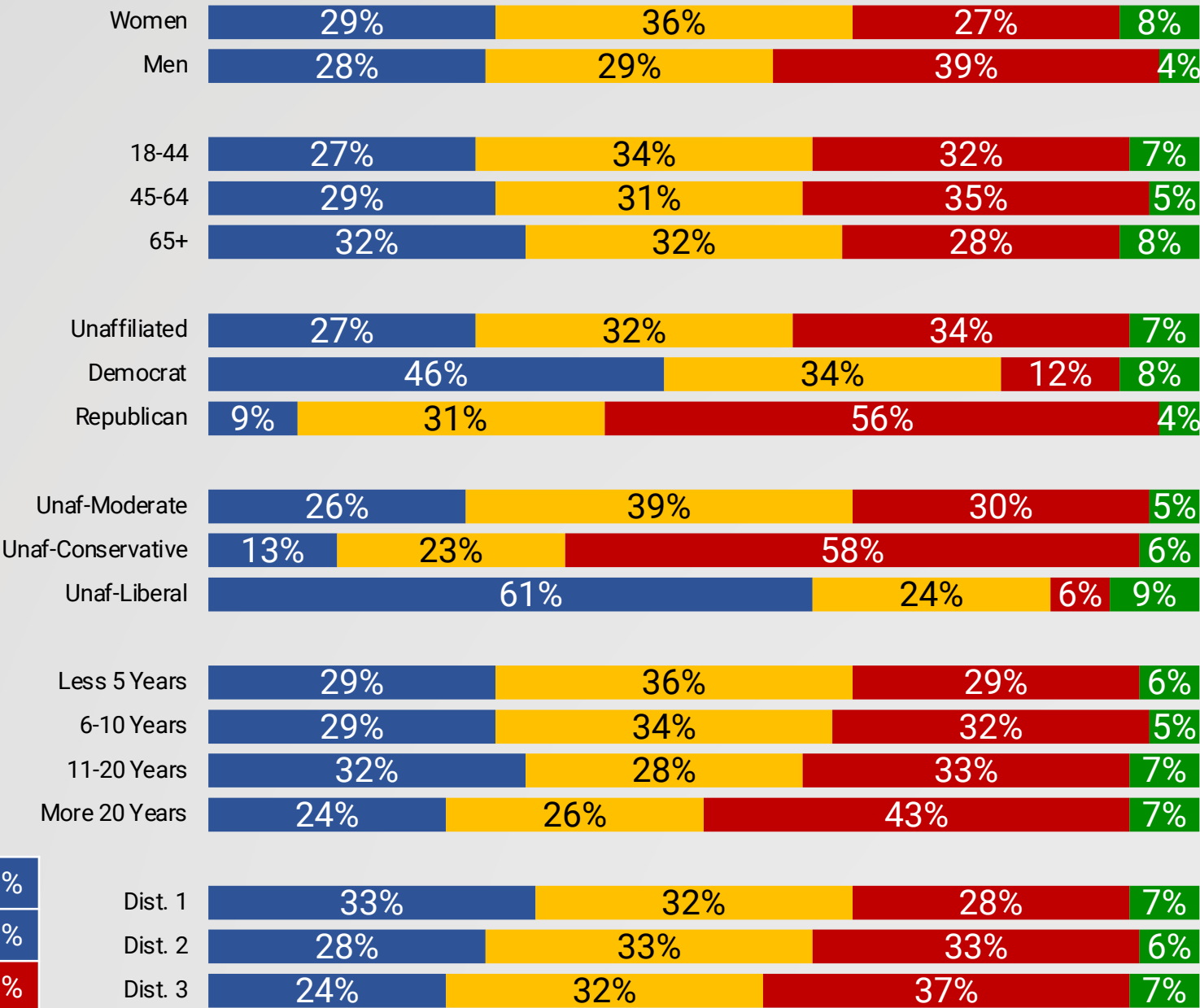
Opinion on Cheesman Street Residences

Knowing this, do you believe the Town of Erie should be more involved, stay about the same, or be less involved in supporting affordable housing?



- Total More Involved
- About the Same
- Total Less Involved
- Unsure

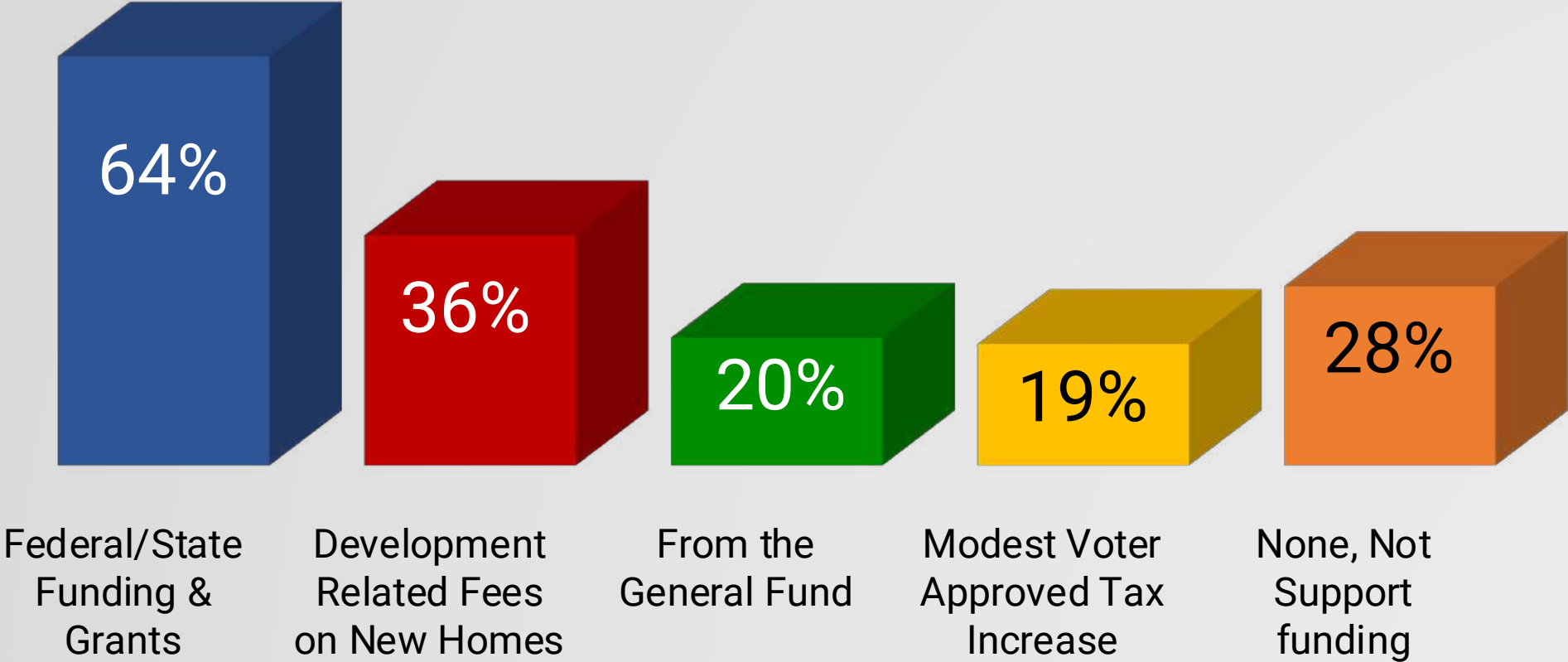
Much More Involved	12%
Somewhat More Involved	17%
Much Less Involved	21%
Somewhat Less Involved	11%



■ More Involved ■ About the Same ■ Less Involved ■ Unsure



Which of the following funding options would you support the Town of Erie using to help pay for affordable housing projects? Please select all that apply, and if you do not support using any of these funding sources, there is an option for that too.
[Answers will add to more than 100%]

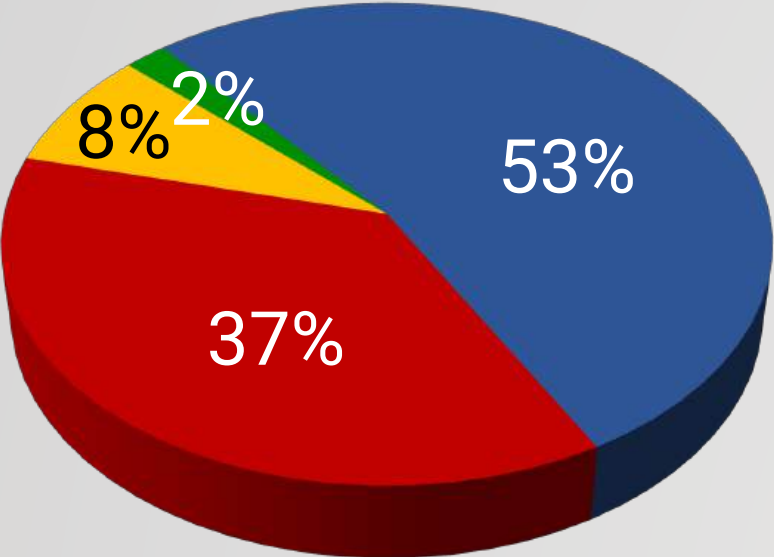




Town of Erie

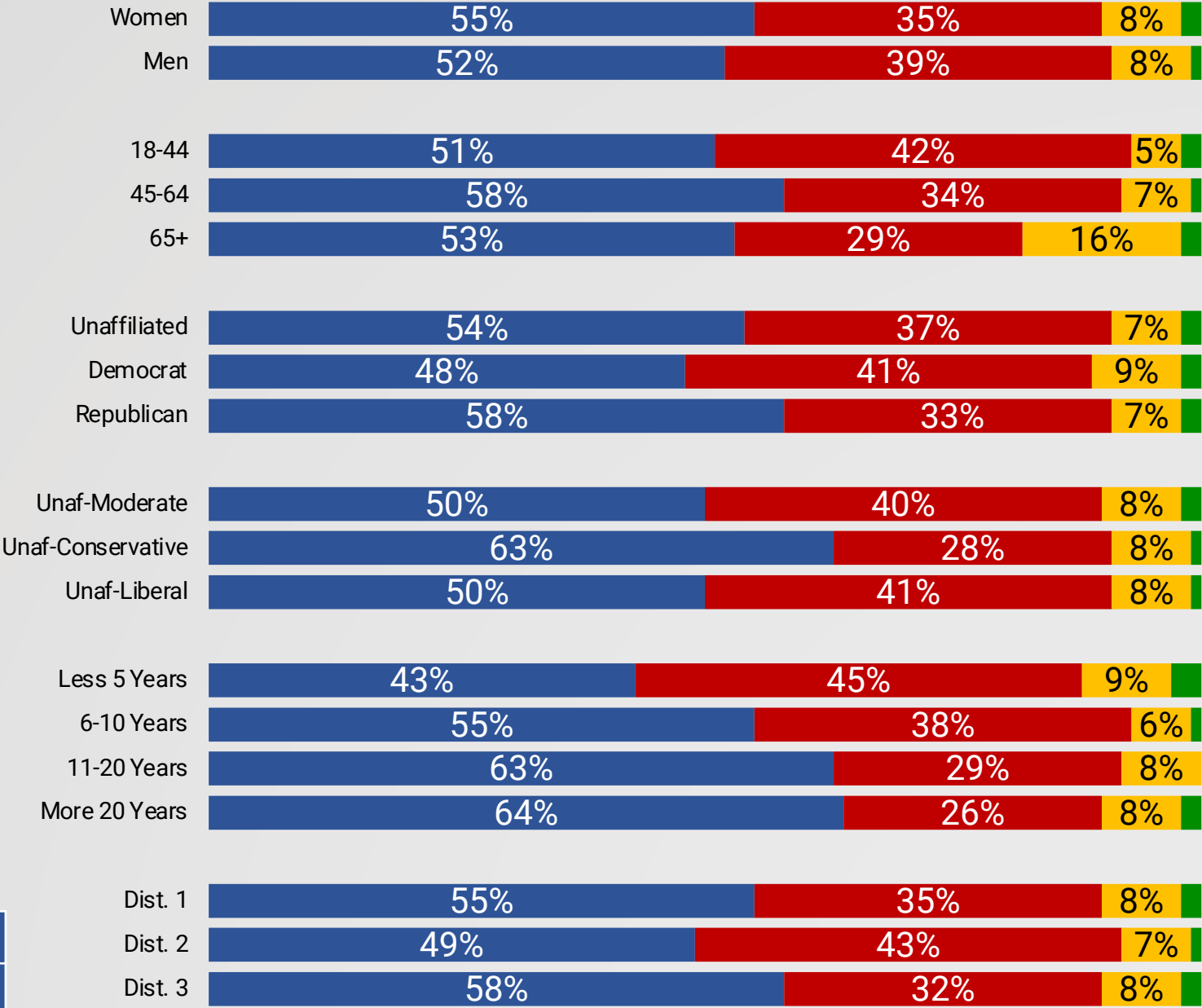
Traffic/Streets and Transportation Questions

In the past 12 months, has traffic added more than 10 minutes to your regular commute or daily travel within or through the Town of Erie?



- Total Yes
- No, Not Really
- Do Not Commute
- Unsure

Yes, Frequently	25%
Yes, Occasionally	28%



Total Yes No, Not Really Do Not Commute Unsure



Opinion on Traffic in the Town of Erie

Being as specific as possible, which intersections and at what time have you been most impacted by traffic in the past 12 months?

Arapahoe Road: Arapahoe Road was by far the most frequently mentioned traffic hotspot. Residents reported heavy congestion, particularly during morning (7–9 AM) and evening (4–6 PM) commute times. Problem areas include its intersections with 111th Street, County Line Road, and Briggs Street. Many respondents described this road as consistently backed up, frustrating, and unsafe due to traffic volumes and speeding.

Highway 7 (Baseline Road): Highway 7 came up often as a key east-west corridor experiencing significant congestion. Intersections at Sheridan Parkway, County Line Road, and 119th Street were noted as especially problematic. Respondents commonly reported long wait times during peak travel hours, with traffic building up well beyond the intersections themselves.

County Line Road: Residents frequently cited County Line Road, especially where it intersects with Arapahoe Road, Erie Parkway, and Highway 7. Traffic backups are particularly common during school drop-off and pick-up times, as well as during the morning and evening rush. Safety concerns were also mentioned due to visibility and turning issues.

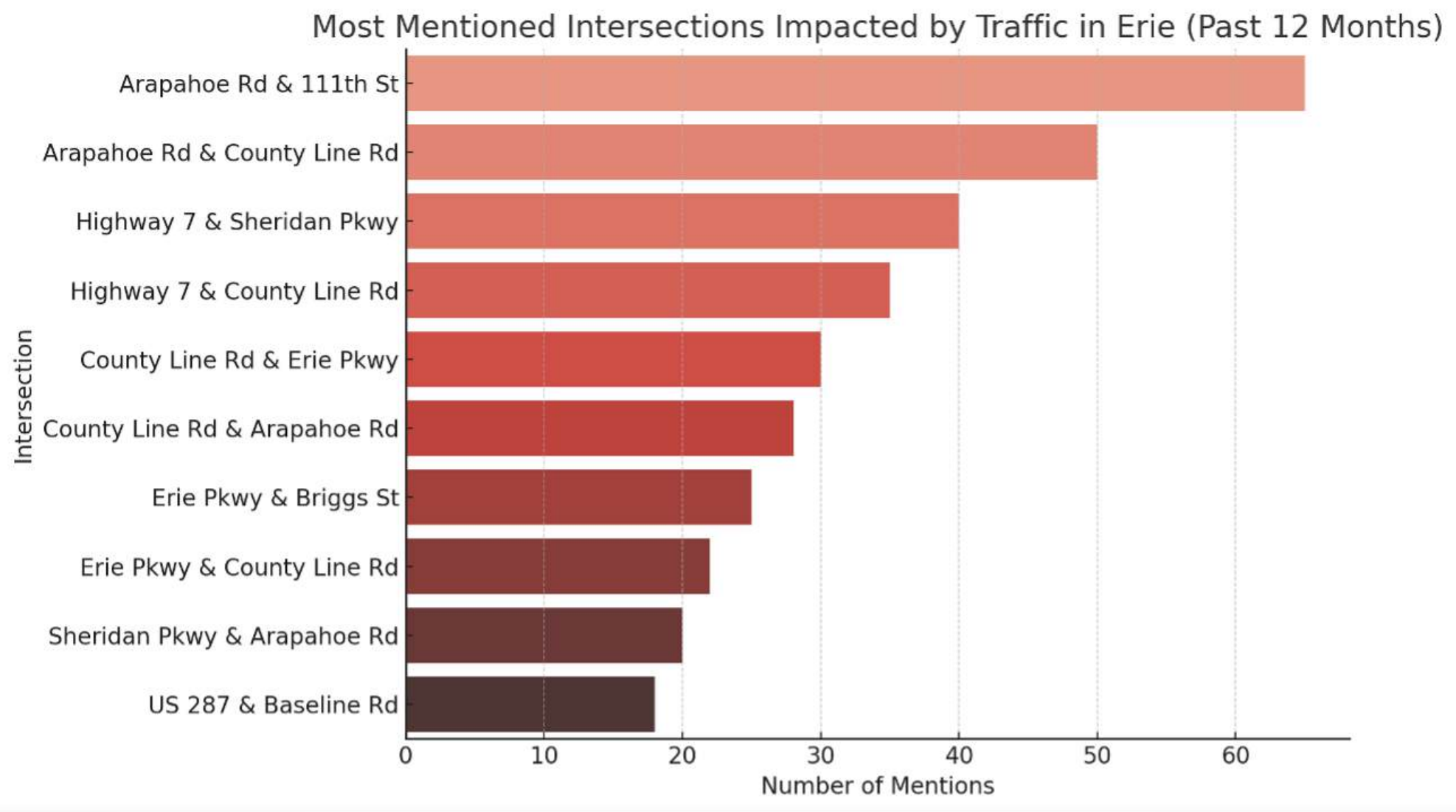
Erie Parkway: Erie Parkway was highlighted for growing congestion, especially between Briggs Street and County Line Road. Respondents noted delays during peak hours and raised concerns about the number of new developments feeding into this corridor. Intersections near schools and the rec center were mentioned multiple times.

Sheridan Parkway and 287 Corridor: The intersections around Sheridan Parkway and US 287, particularly where they connect to Arapahoe and Highway 7, were also frequently mentioned. Respondents noted that traffic here is getting worse with population growth and development in the area, making both commuting and local travel more difficult.

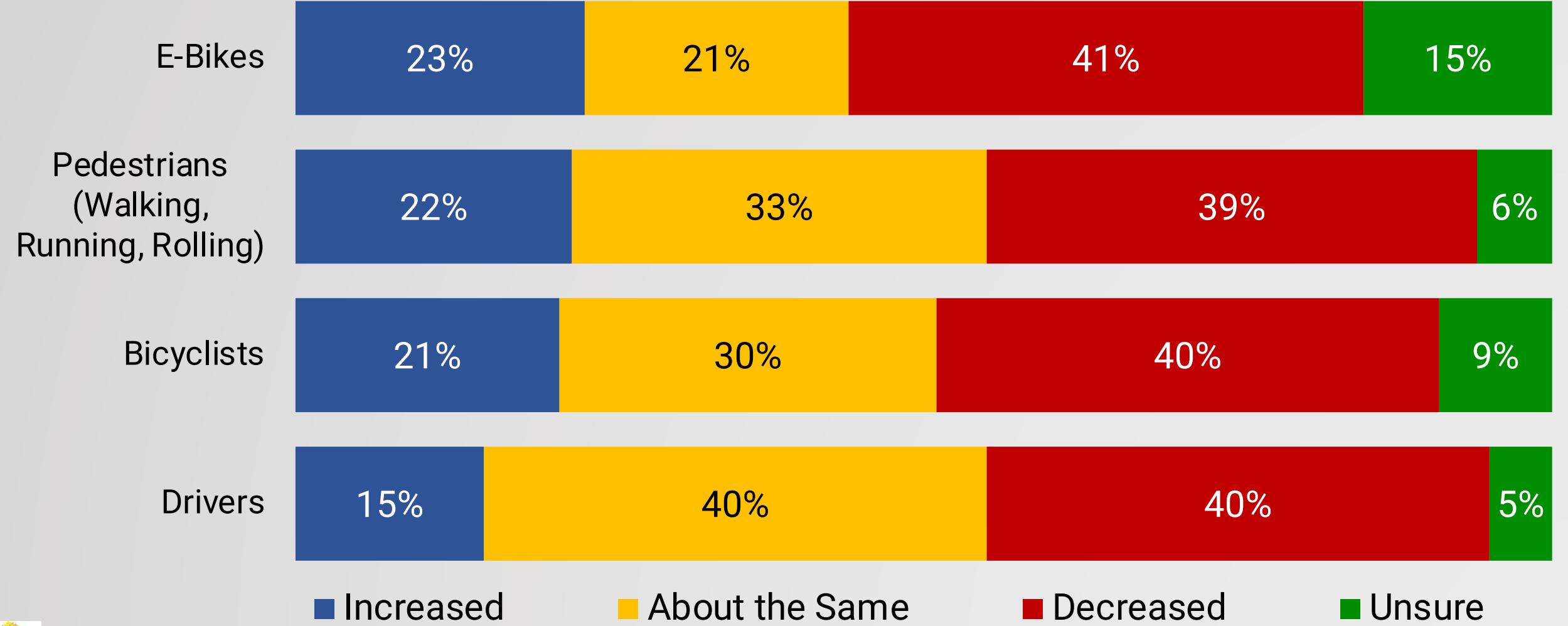


Opinion on Traffic in the Town of Erie

Being as specific as possible, which intersections and at what time have you been most impacted by traffic in the past 12 months?



For each of the following individuals, do you believe safety on the roads within the Town of Erie has increased, stayed about the same, or decreased in the past few years?



Are there any other issues with roads, intersections, traffic, or safety that you would like to point out to the Town of Erie?

Speeding in Neighborhoods and Near Schools: Many residents expressed concern about excessive speeding, especially in residential areas and school zones. Respondents noted a lack of enforcement, insufficient signage, and concerns about pedestrian and child safety. Speeding on roads like County Line, Erie Parkway, and within subdivisions was frequently mentioned.

Need for Traffic Calming Measures: There were widespread calls for improved traffic control features, such as roundabouts, speed bumps, additional stop signs, and better signal timing. Residents felt these could help reduce congestion and improve safety in high-traffic areas like Arapahoe Road, Briggs Street, and Erie Parkway.

Dangerous Intersections: Specific intersections were identified as dangerous or confusing, with many calls for redesign or better signage. Intersections along Arapahoe Road, Highway 7, County Line Road, and Erie Parkway were mentioned most often, particularly where traffic merges or visibility is poor.

Lack of Sidewalks, Crosswalks, and Bike Lanes: Pedestrian and cyclist safety was another key concern. Respondents described incomplete or missing sidewalks, poorly marked or unsafe crosswalks, and limited bike infrastructure. Several called for safer access to schools, parks, and downtown areas, especially for children and seniors.

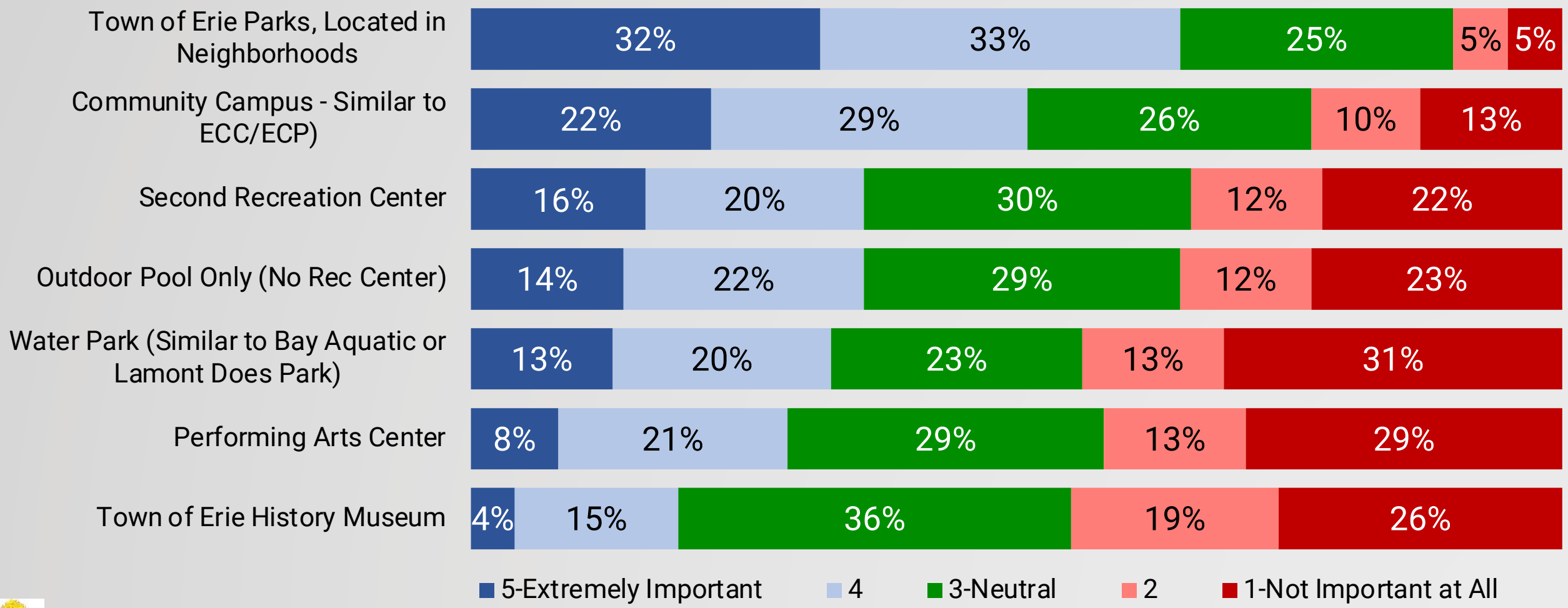
Construction Impacts and Maintenance Issues: Residents pointed out frustrations with ongoing construction projects causing delays, confusion, and detours. Others mentioned the poor condition of certain roads, with potholes and uneven surfaces contributing to safety concerns. There was a call for clearer signage and better coordination during construction work.





Town of Erie Parks, Rec, and Other Amenity Questions

From the following list of community amenities... On a scale of 1 to 5, with 5 being extremely important and 1 being not important at all, please indicate how important the following amenities in the Town of Erie are to you and your family.
[Ranked by 5-Extremely Important]



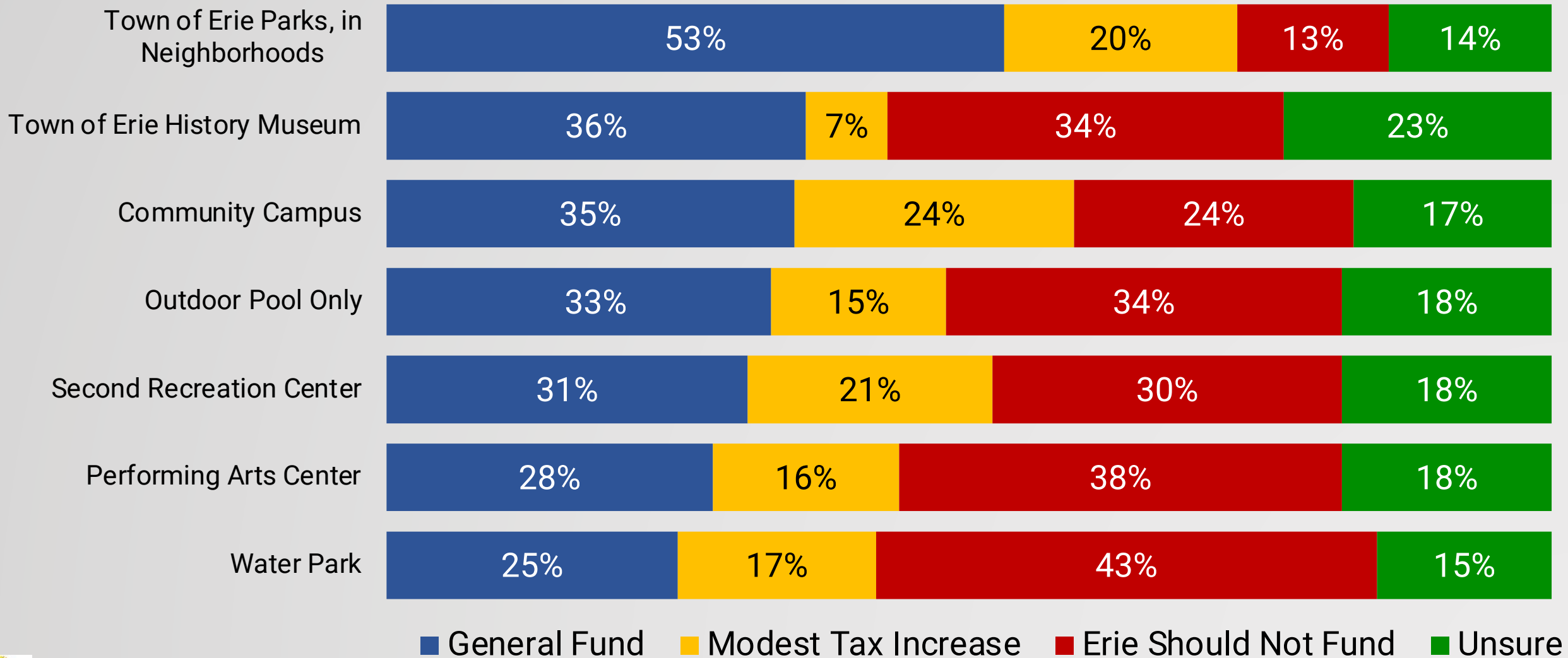
Opinion on Funding Parks and Rec Services and Amenities

As mentioned above, there are multiple ways for the Town of Erie to pay for services, programs, and amenities. From the following list, please indicate how you would prefer the Town of Erie to pay for the service or amenity.

If you do not believe a specific service or amenity should be funded at all, there is an option for that as well.

Opinion on Funding Parks and Rec Services and Amenities

Please indicate how you would prefer the Town of Erie to pay for the service or amenity. If you do not believe a specific service or amenity should be funded at all, there is an option for that as well.



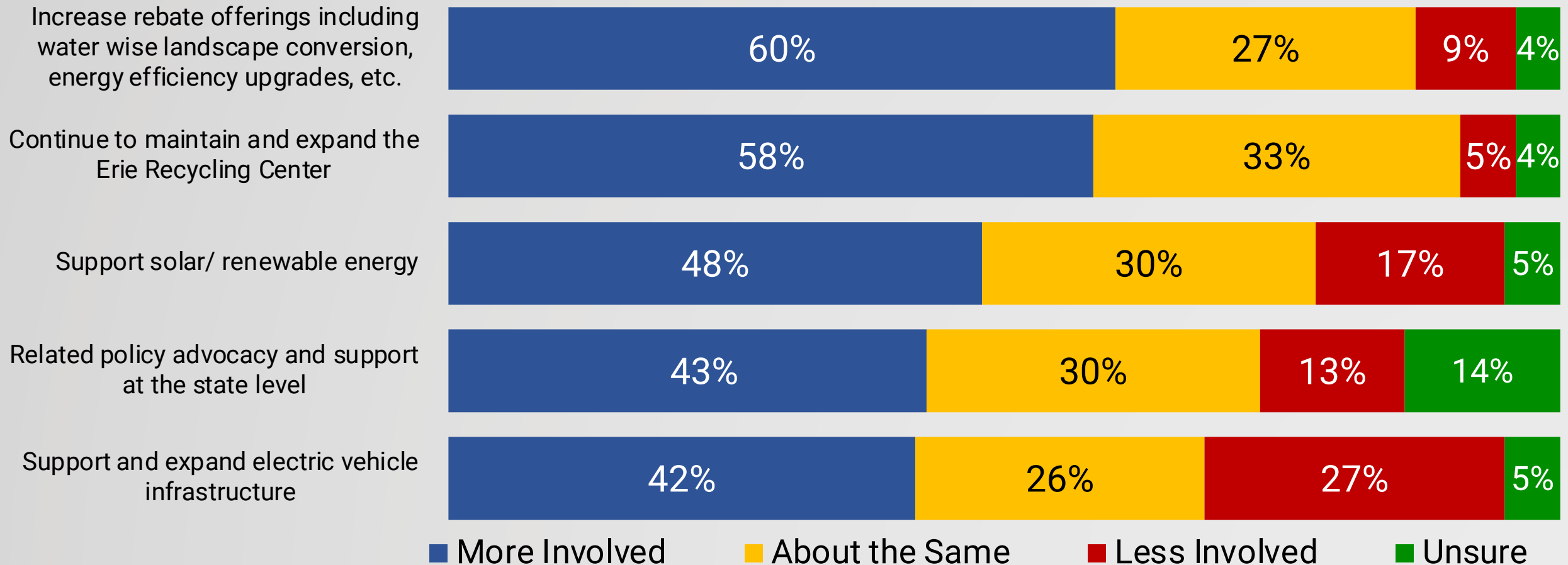


Town of Erie Sustainability Questions

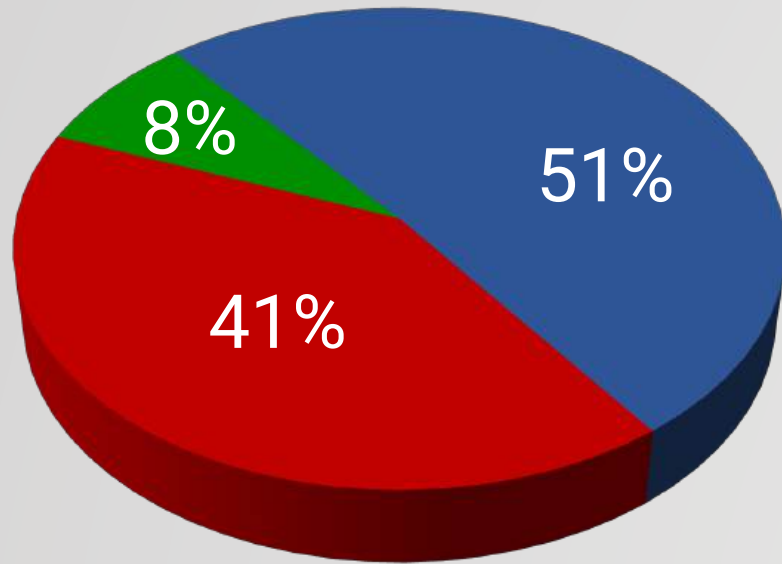
Opinion on Sustainability Programs and Town of Erie Involvement

The Town of Erie is dedicated to water conservation efforts and sustainability efforts like saving energy, offering rebates to residents, and planning for the future to make the Town more efficient and resilient. The sustainability program operates on a yearly budget of approximately \$1,200,000

The Town of Erie offers many programs for sustainability. Among the following list of programs, do you believe the Town of Erie should be more involved, stay about the same, or be less involved in promoting each of the following sustainability areas?
[Ranked by More Involved]

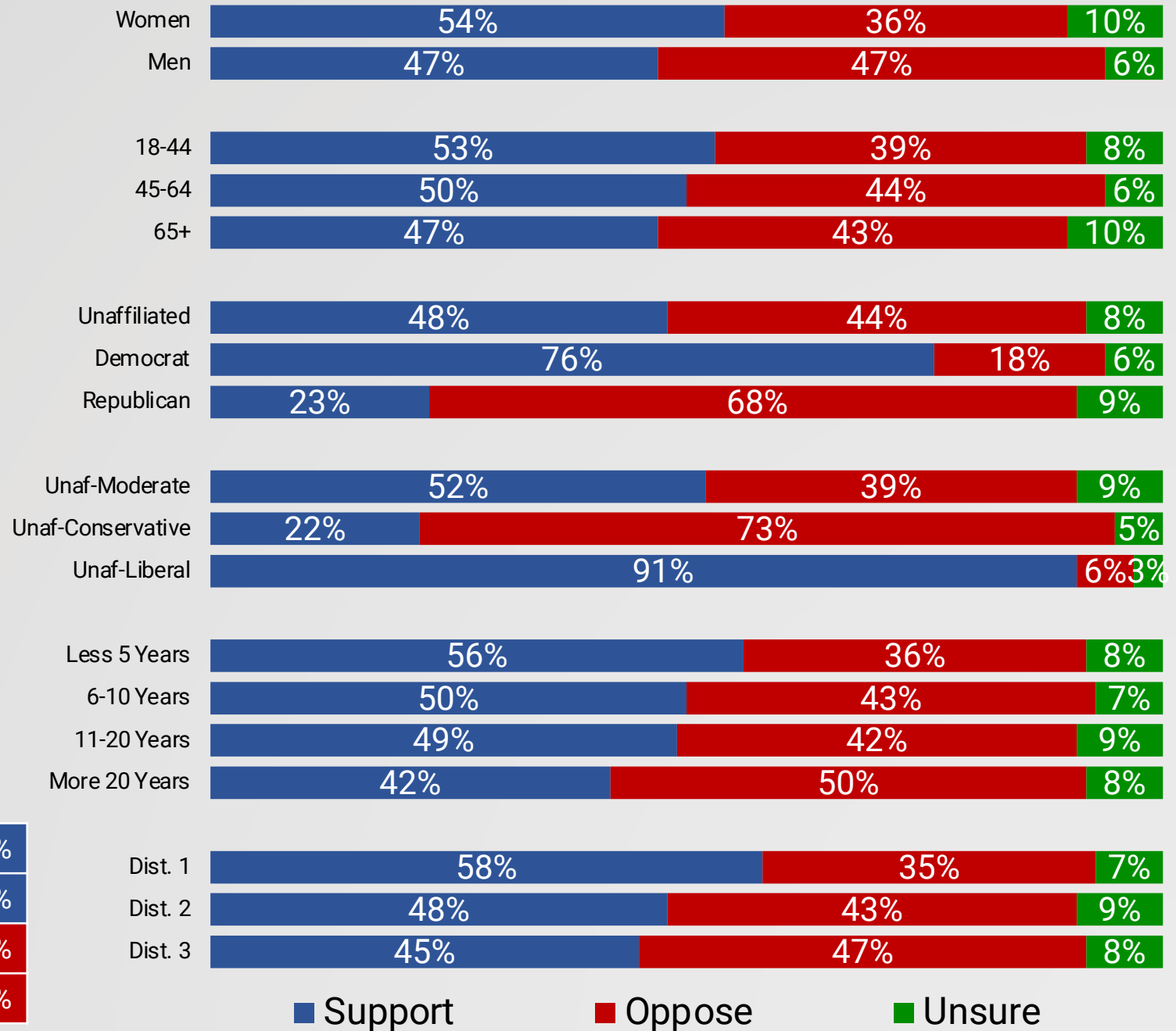


Would you support or oppose a dedicated, modest tax increase to fund the Town of Erie's sustainability program?



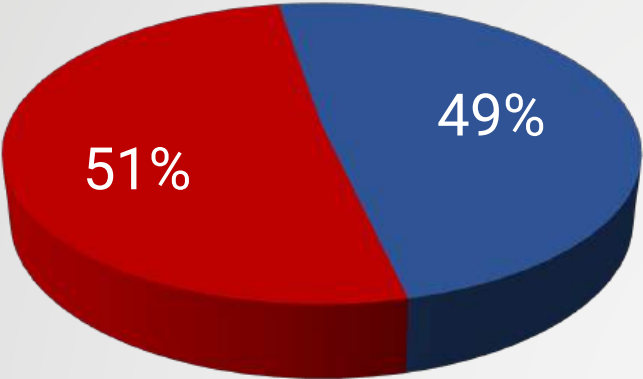
■ Total Support
■ Total Oppose
■ Unsure

Strongly Support	17%
Somewhat Support	34%
Strongly Oppose	25%
Somewhat Oppose	16%



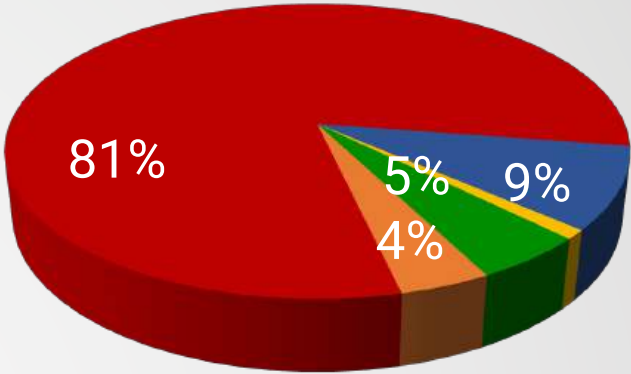
Survey Demographics

Gender



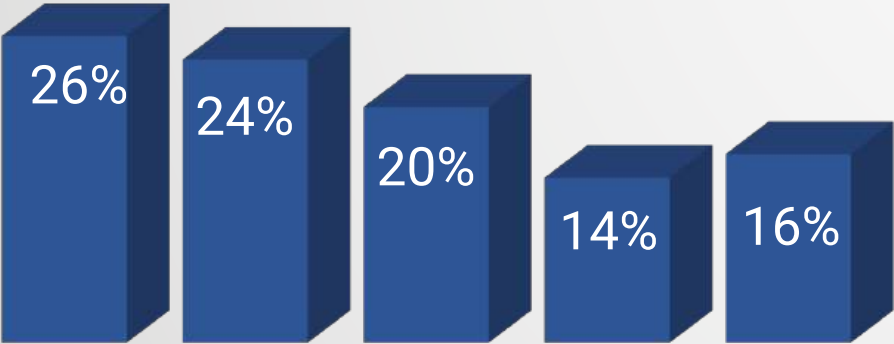
■ Female ■ Male ■ Identify Differently

Race or Ethnicity



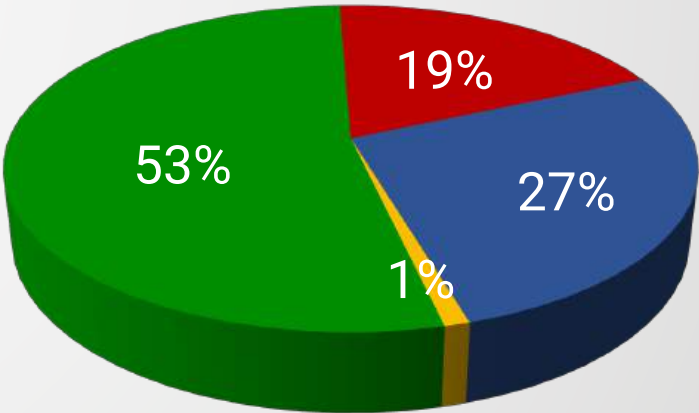
■ White ■ Hispanic/ Latino
■ Black/ African American ■ Asian
■ Other

Age Range



18-34 35-44 45-54 55-64 65+

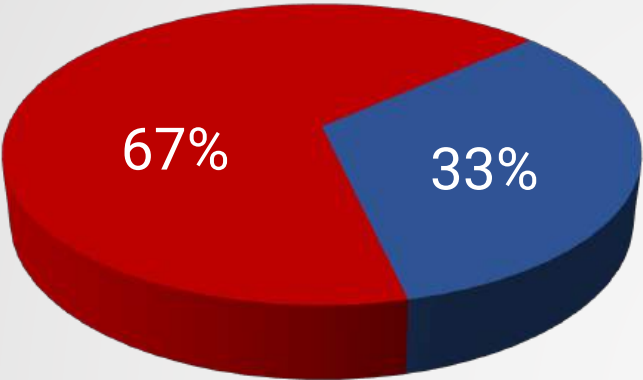
Party Affiliation



■ Unaffiliated ■ Republican ■ Democrat ■ Other

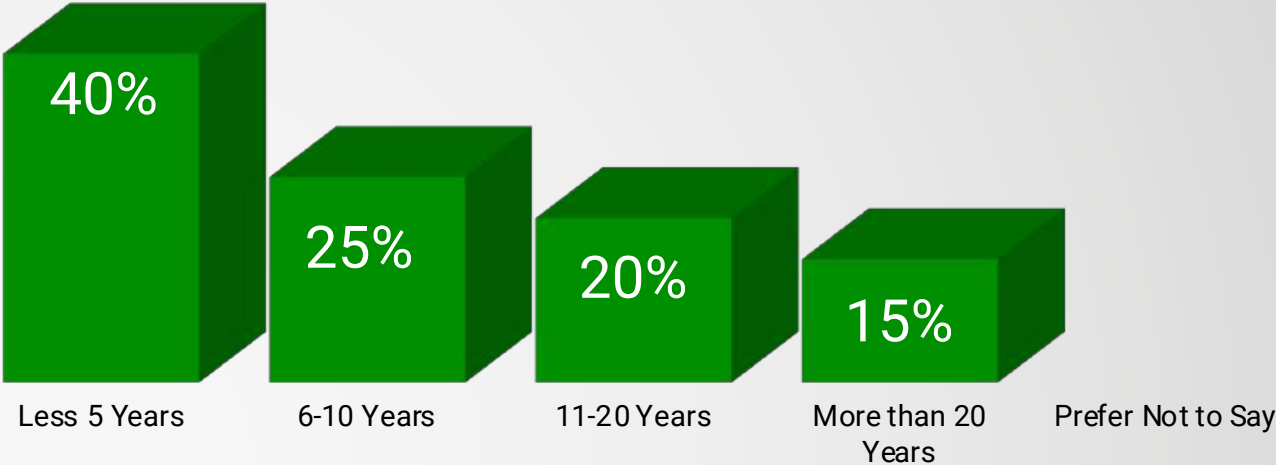
Survey Demographics

4-Year College Degree

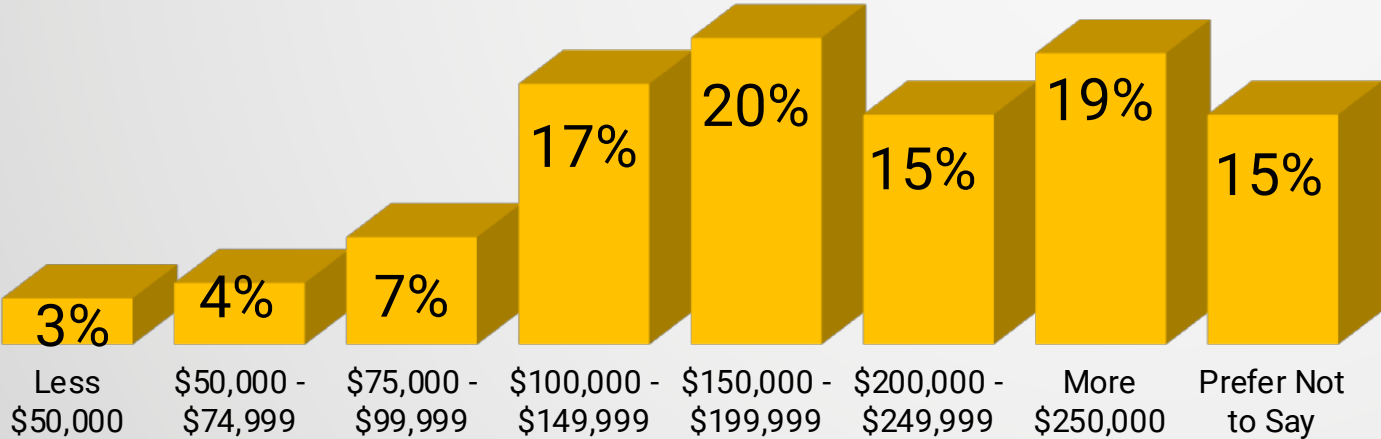


■ Yes ■ No

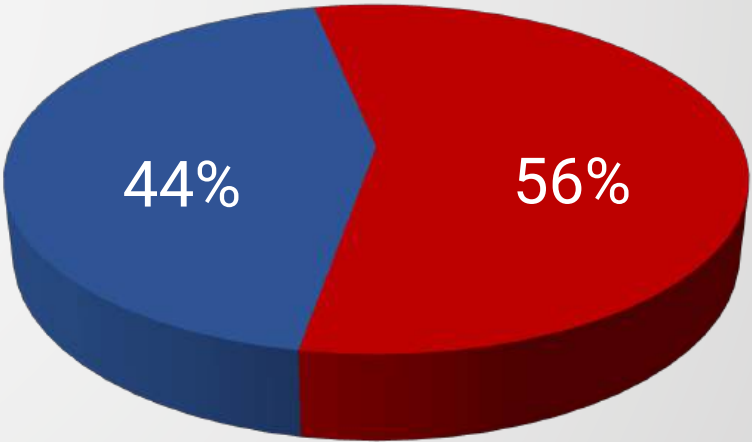
Tenure



Income



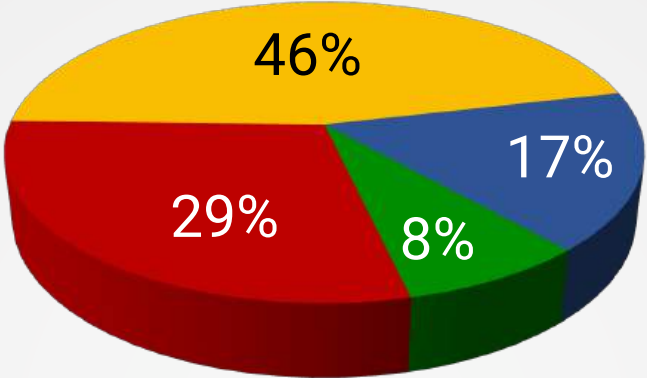
Home Status



■ Yes ■ No

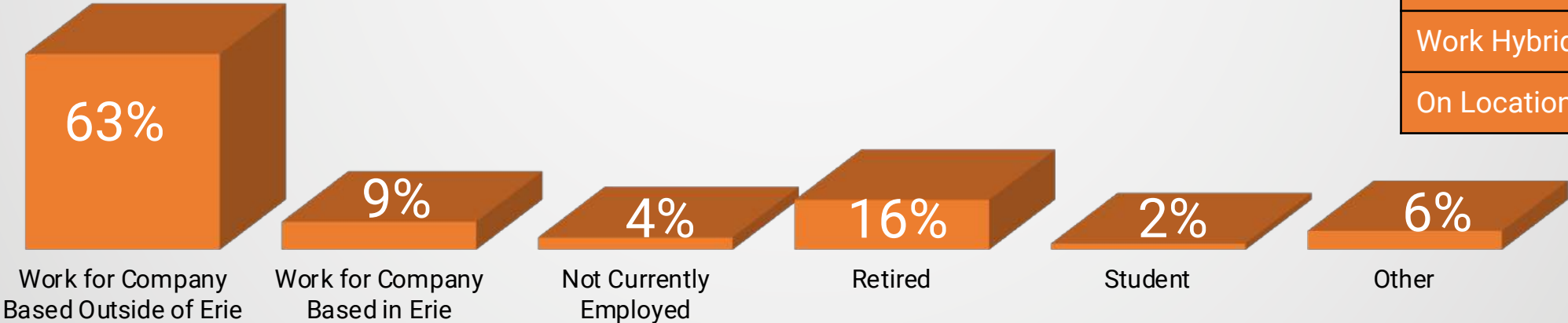
Survey Demographics

Fiscal Ideology



■ Conservative ■ Moderate ■ Liberal ■ Unsure

Work Situation



Work From Home	21%
In the Office	18%
Work Hybrid	17%
On Location	16%

Magellan Strategies

4800 Aspen Creek Drive

Broomfield, CO 80023

MagellanStrategies.com

(303) 861-8585

David Flaherty | Courtney Sievers

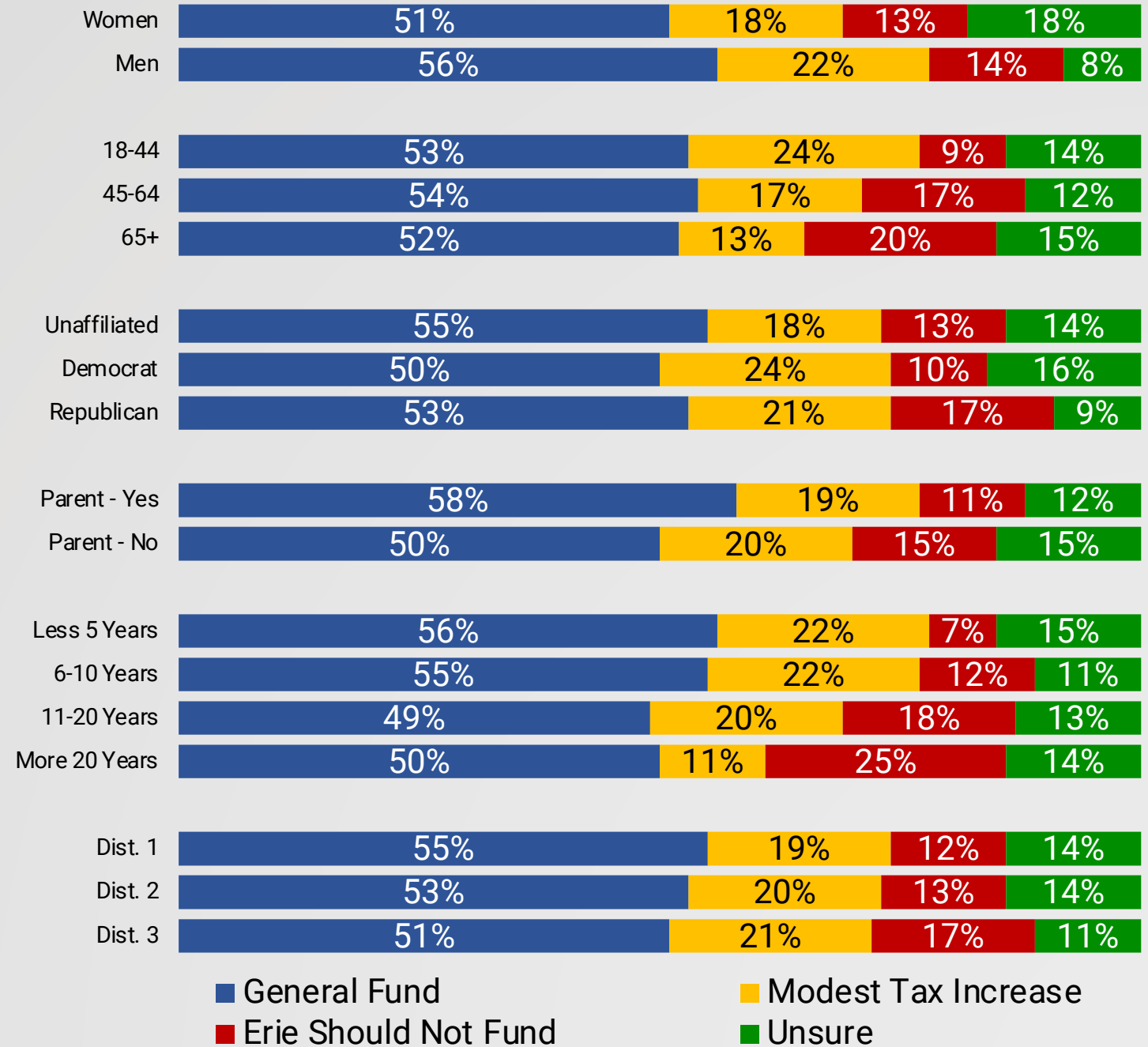
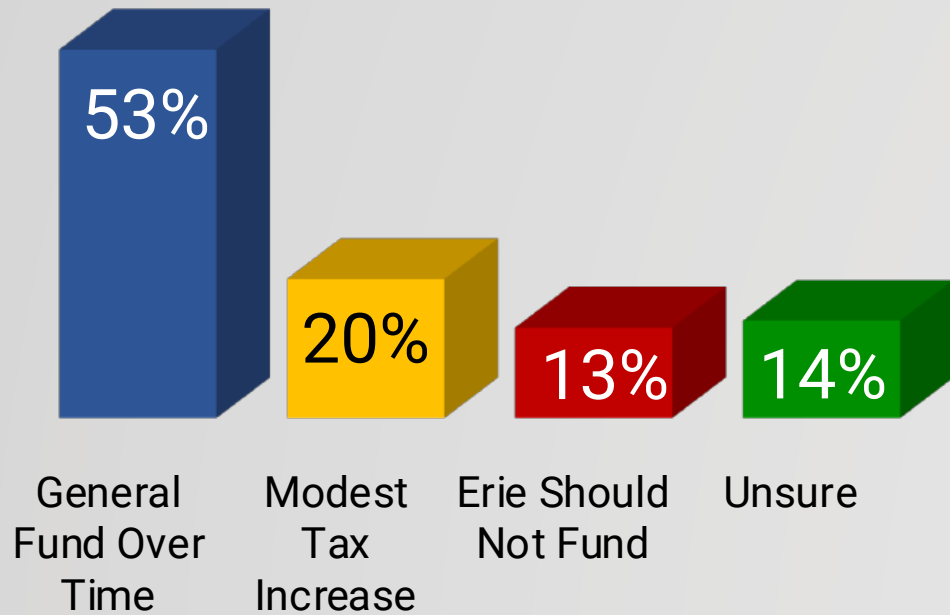
Ryan Winger | Ben Robinson



Opinion on Funding Parks and Rec Services and Amenities

Please indicate how you would prefer the Town of Erie to pay for the service or amenity. If you do not believe a specific service or amenity should be funded at all, there is an option for that as well.

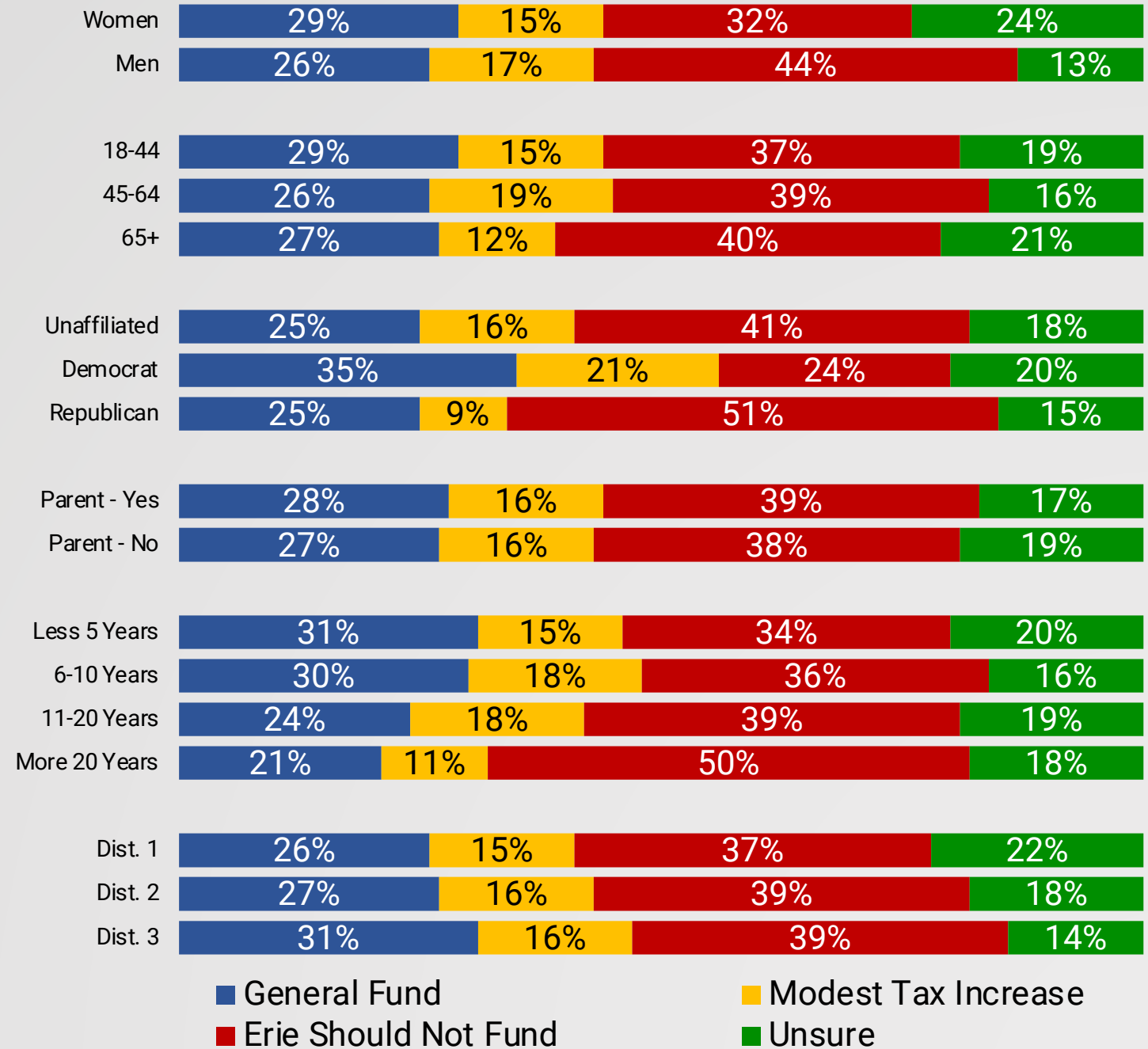
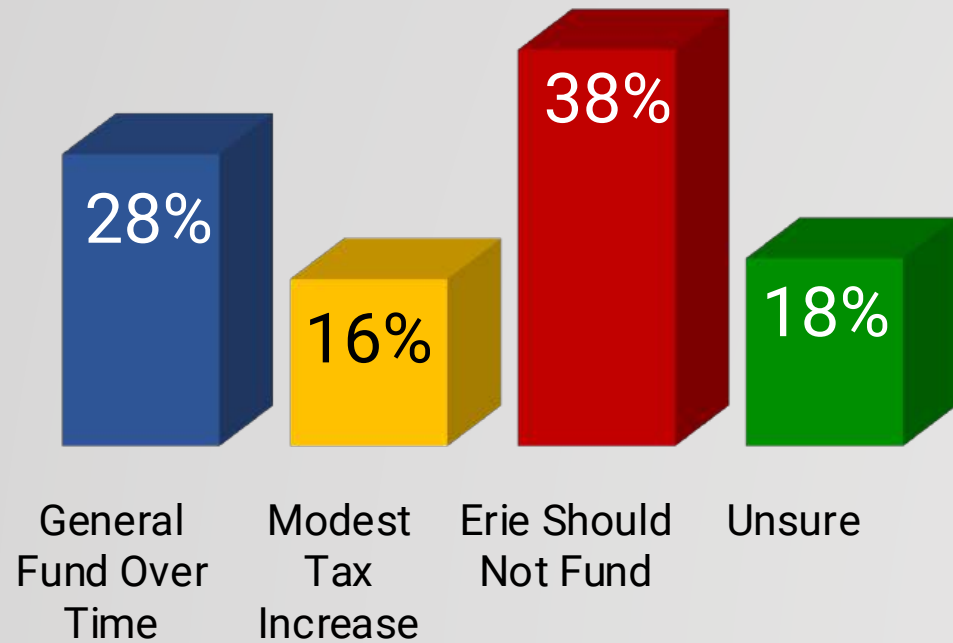
Town of Erie Parks, Located in Neighborhoods



Opinion on Funding Parks and Rec Services and Amenities

Please indicate how you would prefer the Town of Erie to pay for the service or amenity. If you do not believe a specific service or amenity should be funded at all, there is an option for that as well.

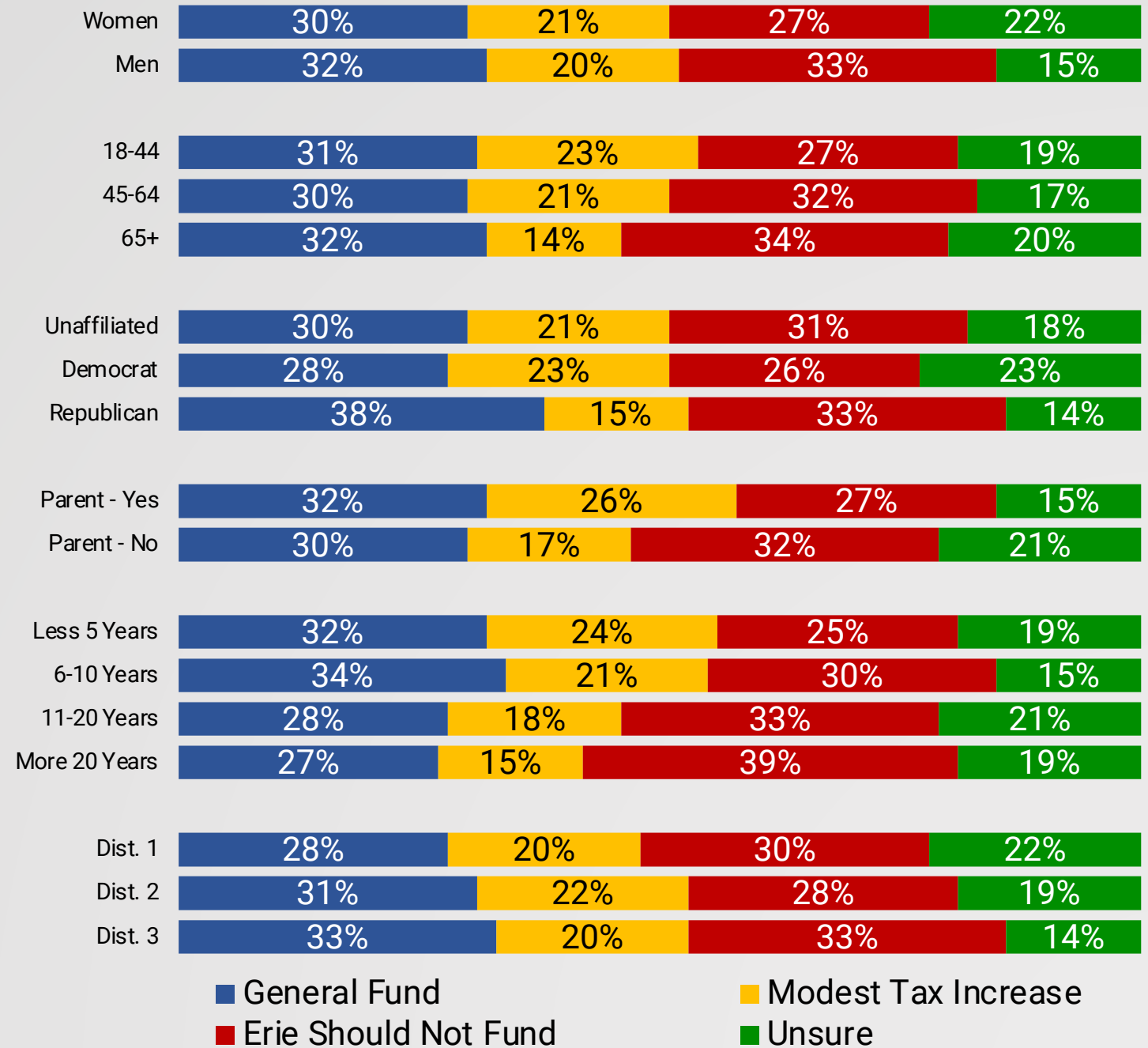
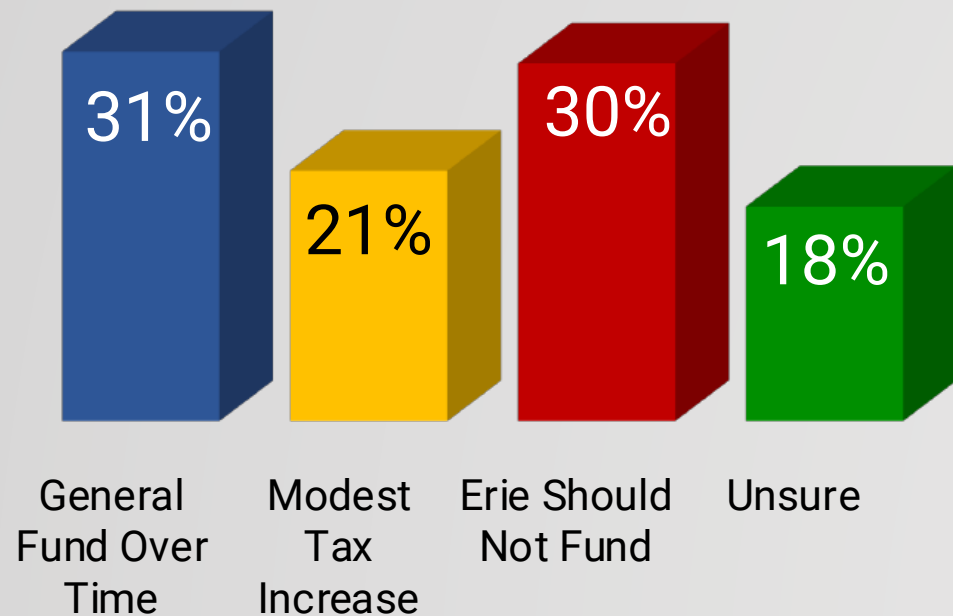
Performing Arts Center



Opinion on Funding Parks and Rec Services and Amenities

Please indicate how you would prefer the Town of Erie to pay for the service or amenity. If you do not believe a specific service or amenity should be funded at all, there is an option for that as well.

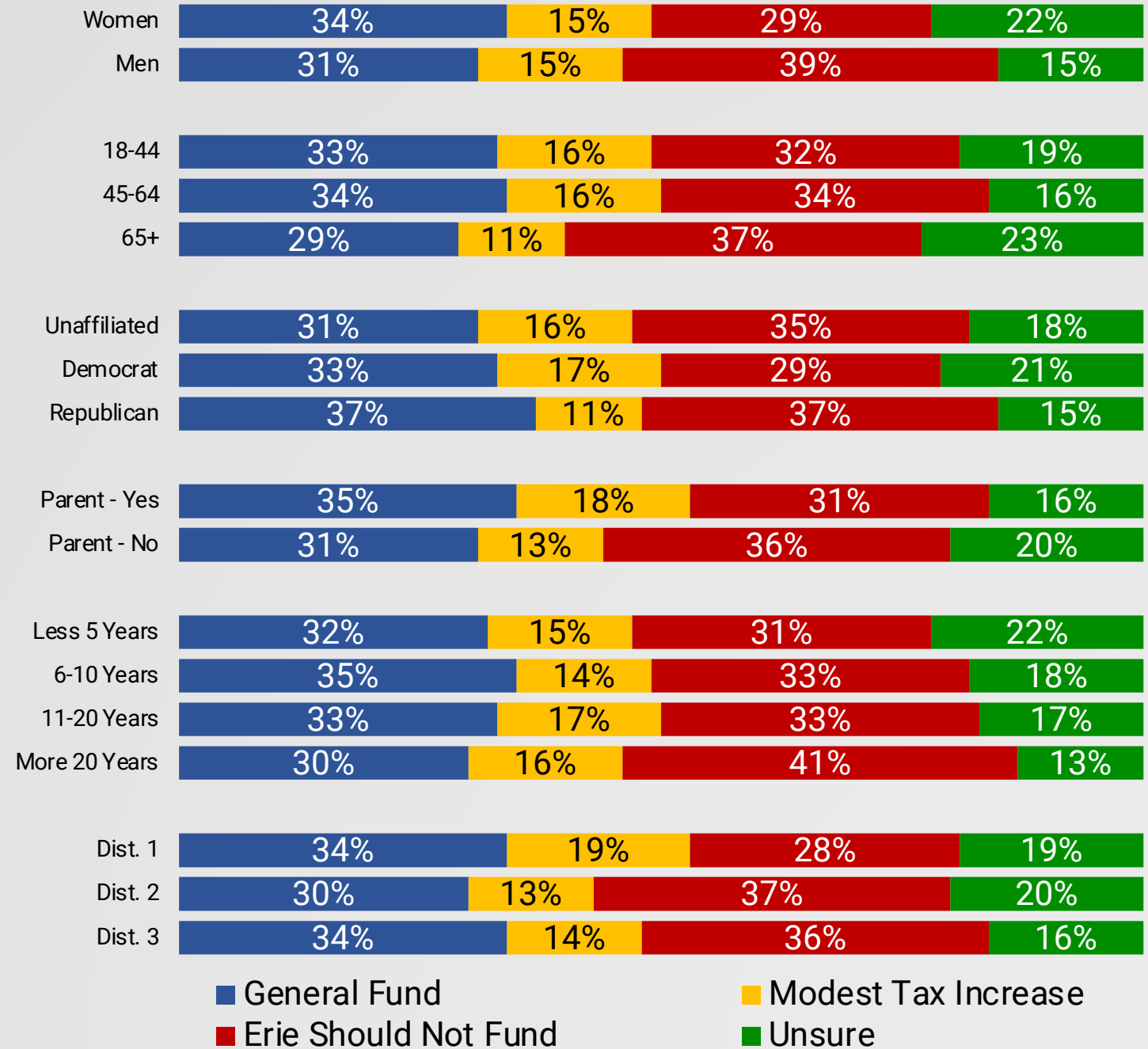
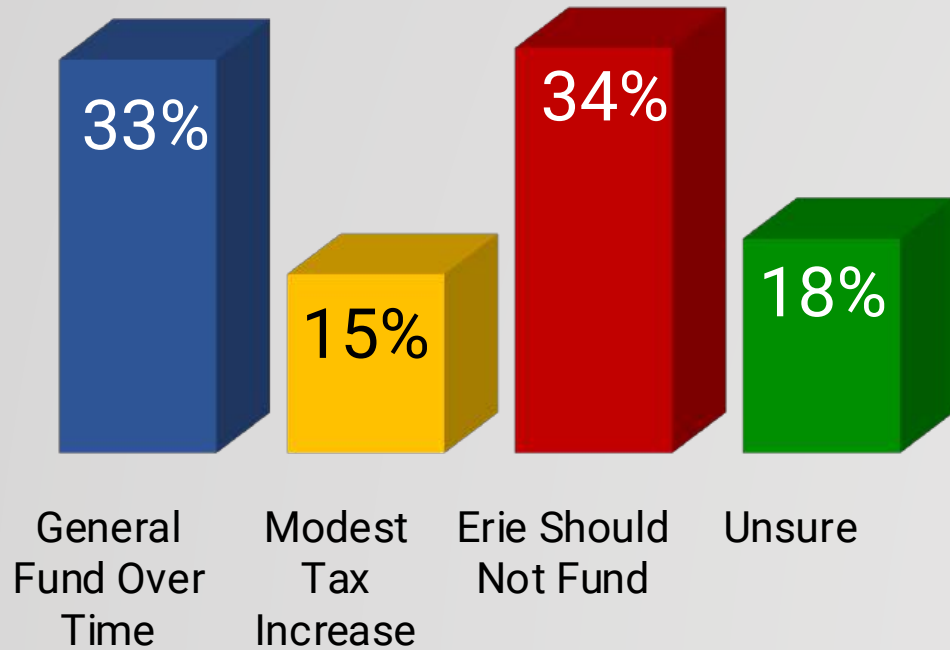
Second Recreation Center



Opinion on Funding Parks and Rec Services and Amenities

Please indicate how you would prefer the Town of Erie to pay for the service or amenity. If you do not believe a specific service or amenity should be funded at all, there is an option for that as well.

Outdoor Pool Only (No Rec Center)

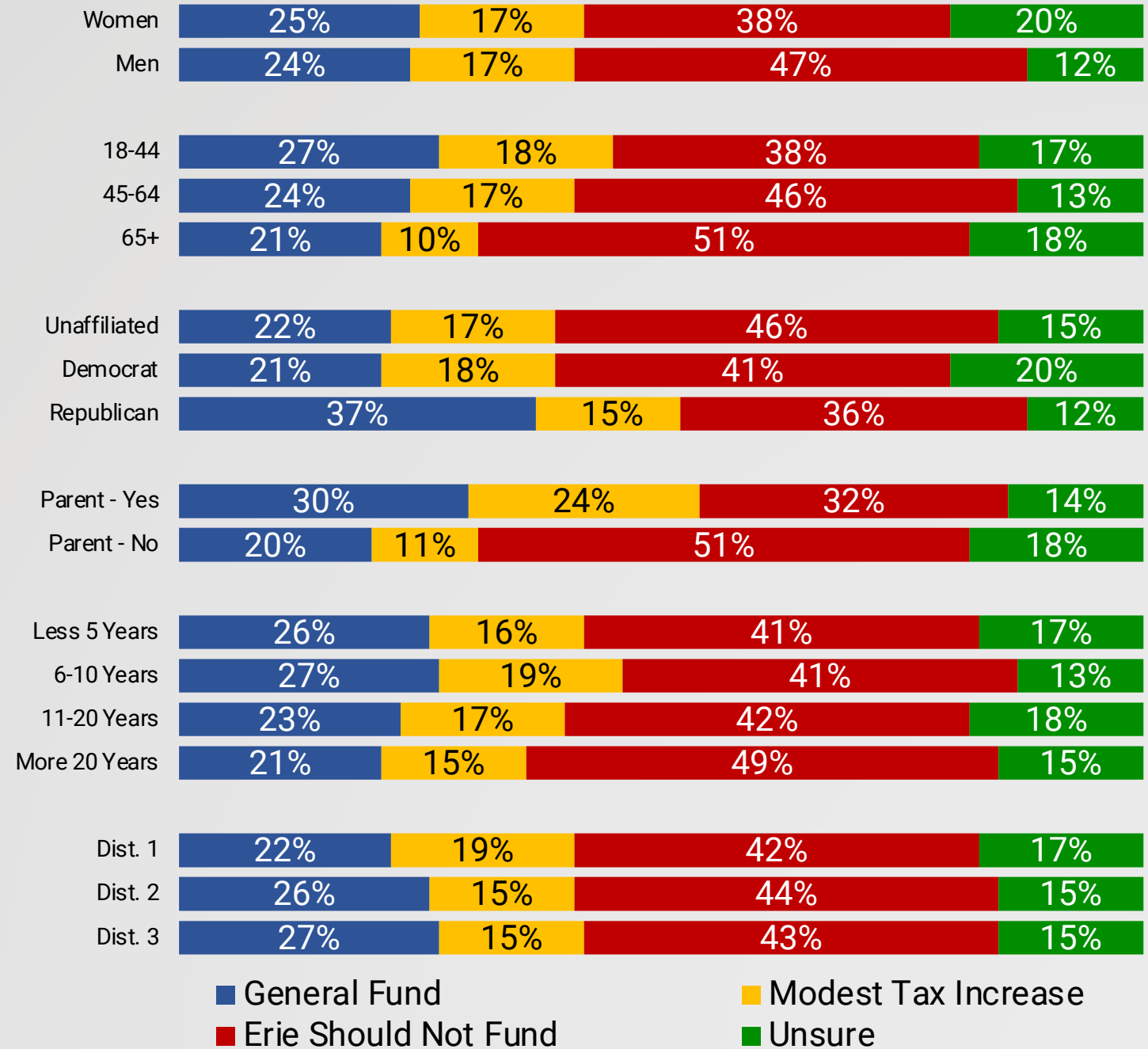
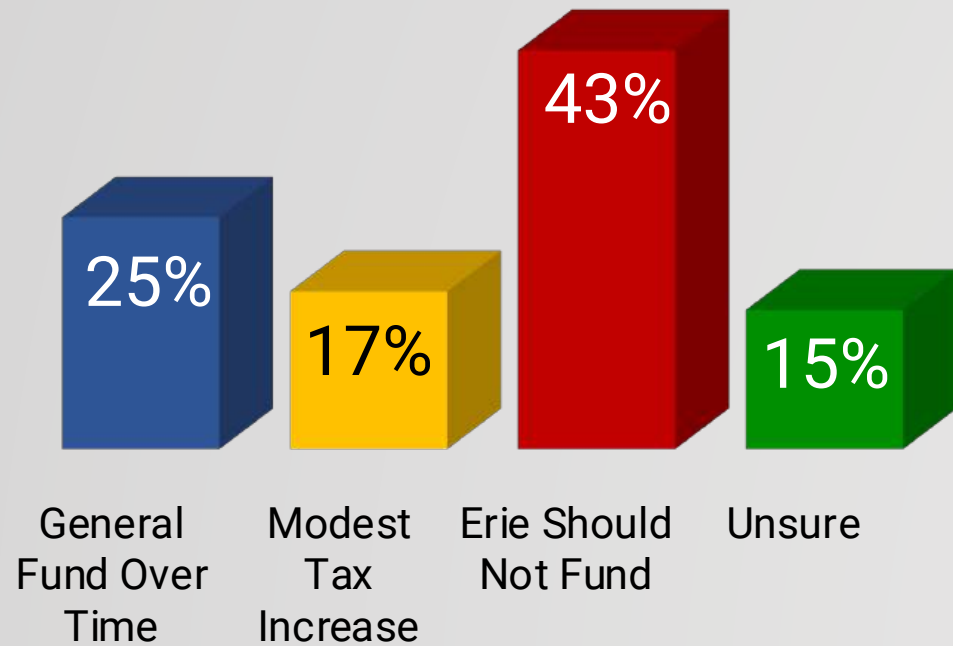


Opinion on Funding Parks and Rec Services and Amenities

Please indicate how you would prefer the Town of Erie to pay for the service or amenity. If you do not believe a specific service or amenity should be funded at all, there is an option for that as well.

Water Park

(Similar to Bay Aquatic Park in Broomfield, or LaMont Does Park in Lafayette)

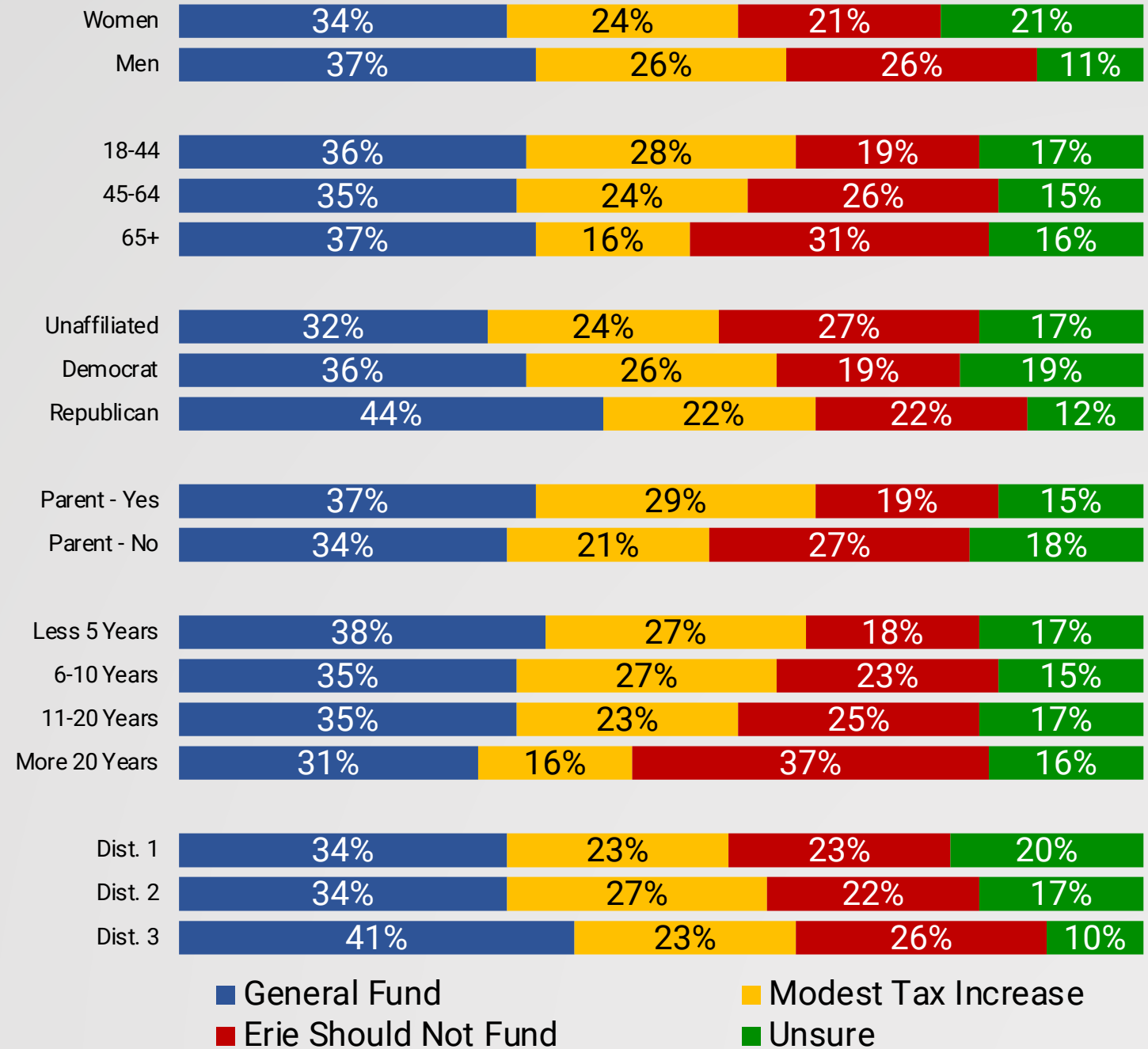
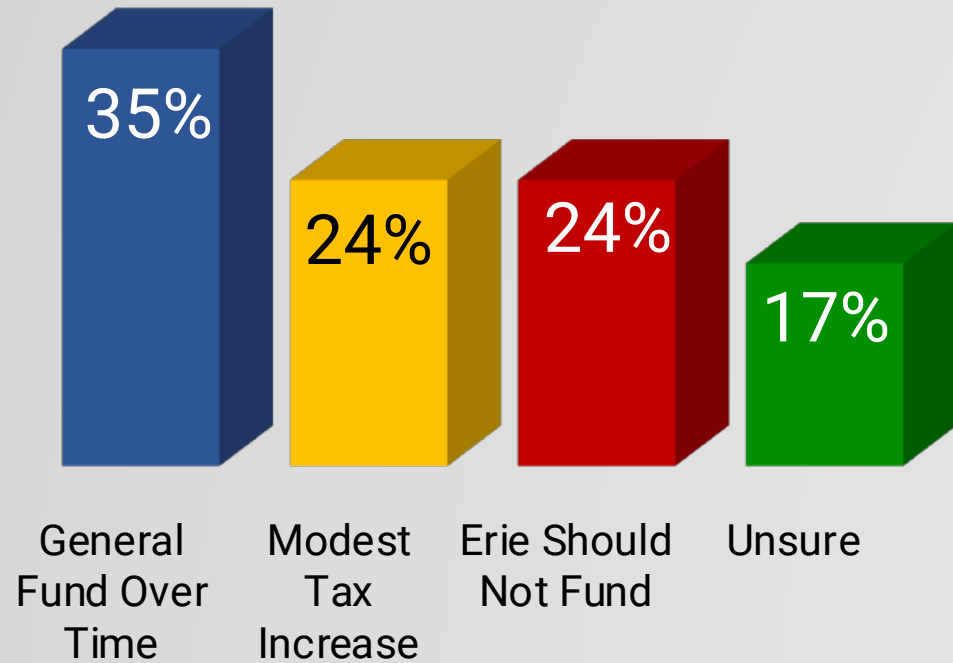


Opinion on Funding Parks and Rec Services and Amenities

Please indicate how you would prefer the Town of Erie to pay for the service or amenity. If you do not believe a specific service or amenity should be funded at all, there is an option for that as well.

A Community Campus

Similar to Erie Community Center/ Erie Community Park with a rec center, aquatic center, and full amenity park nearby



Opinion on Funding Parks and Rec Services and Amenities

Please indicate how you would prefer the Town of Erie to pay for the service or amenity. If you do not believe a specific service or amenity should be funded at all, there is an option for that as well.

Town of Erie History Museum

