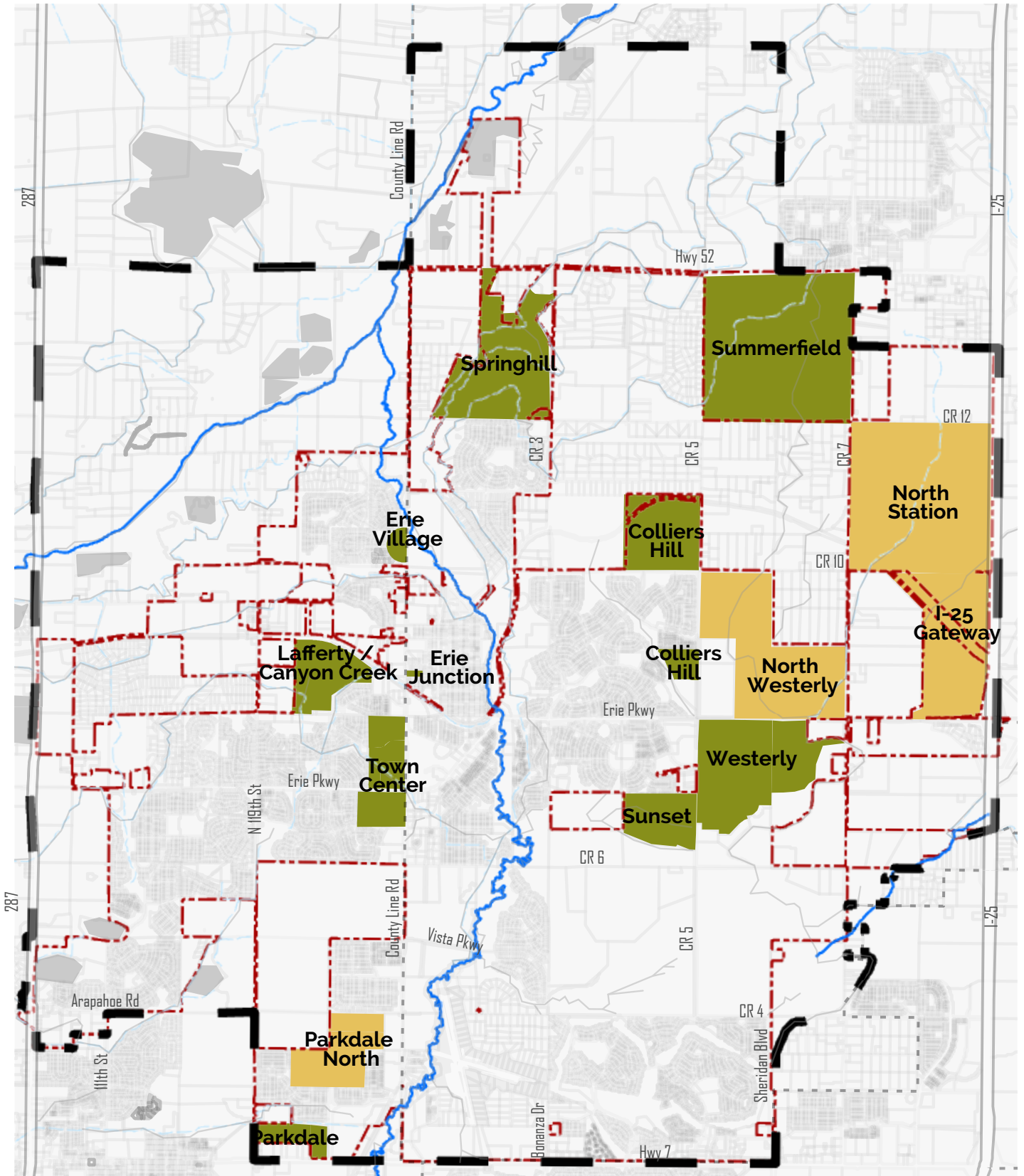






ENTITLED & PLANNED PROJECTS



LEGEND

-  Planning Area Boundary
-  Town Boundary
-  Planned
-  Entitled

Entitled means through at least some part of the entitlement process.
Planned means a land use application has been made.

UNIT AND POPULATION ESTIMATES

	EXISTING (2024)	ENTITLED	PLANNED	TOTAL
<i>Description</i>	<i>Already built</i>	<i>Approved development</i>	<i>In development review process; not approved</i>	<i>Cumulative Total</i>
Housing Units	14,000 units	3,000 units	10,000 units	27,000 units
Population	40,000 residents	9,000 residents	24,000 residents	73,000 residents

Housing units and population rounded to the nearest thousand. Existing housing units and population are sourced from Planning & Development estimates in 2024.