



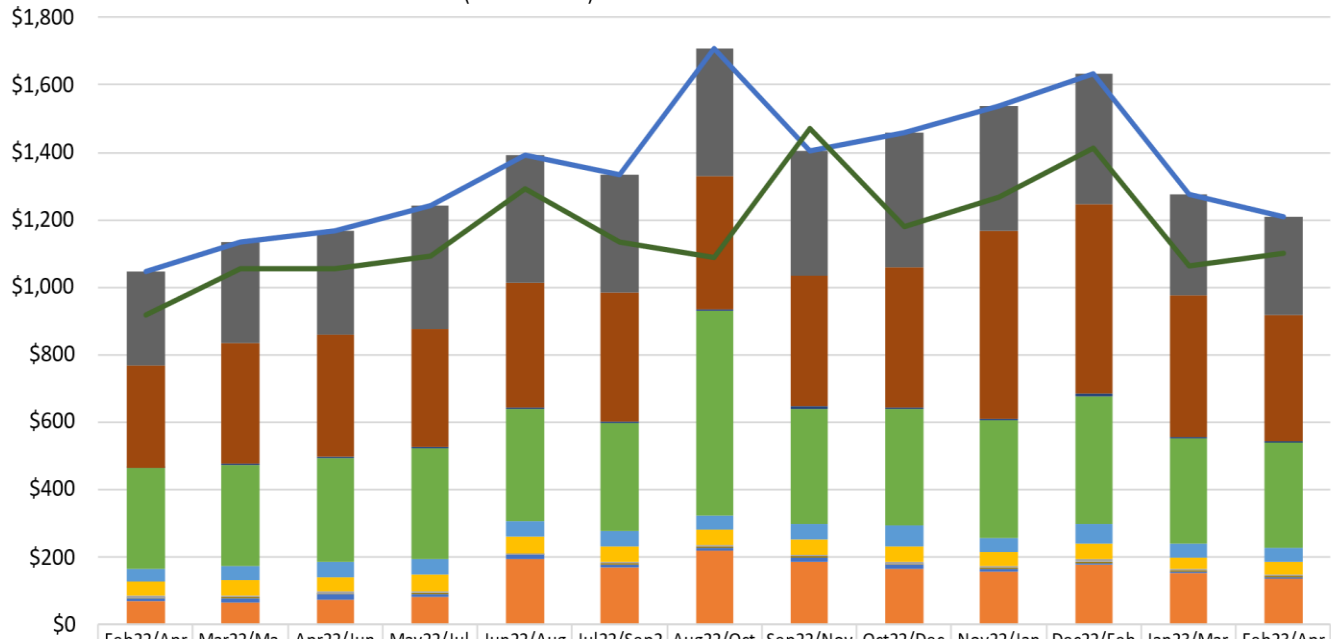
Monthly Sales Tax Update

April 2023 Receipts

Monthly Highlights (non-vehicle sales tax):

- There is a two-month delay between tax filing and receipts. As a statutory Town, the State collects sales tax on the Town's behalf and remits to the Town on a monthly basis.
- Total non-vehicle Sales Tax receipts for April 2023 (Feb filing month) was **\$1.209 million**, which exceeds the monthly budget of \$1.099 million by \$110k, or 10%.
- **\$65,000 (5%) decrease** from March 2023 receipts (Jan. filing month)
- **\$163,000 (16%) increase** compared to April 2022 receipts, mainly due to growth in the Vista Ridge/Hwy 7 and Arapahoe & 287 zones as well as increased internet sales.
- Excluding new and missing taxpayers, April sales tax receipts increased \$57,000, or 6% compared to April 2022.

Non Vehicle Sales Tax Revenues by Month
Actual vs Budget
(in thousands)



	Feb22/Apr 22	Mar22/May 22	Apr22/Jun 22	May22/Jul 22	Jun22/Aug 22	Jul22/Sep 22	Aug22/Oct 22	Sep22/Nov 22	Oct22/Dec 22	Nov22/Jan 23	Dec22/Feb 23	Jan23/Mar 23	Feb23/Apr 23
10 - All Others	\$277	\$302	\$307	\$366	\$379	\$349	\$378	\$370	\$401	\$369	\$390	\$300	\$292
09 - Internet Sales	\$302	\$355	\$362	\$350	\$369	\$382	\$395	\$387	\$415	\$560	\$560	\$416	\$374
08 - Erie - Other	\$3	\$4	\$4	\$4	\$4	\$3	\$5	\$7	\$4	\$5	\$9	\$5	\$4
07 - Vista Ridge/Hwy 7	\$298	\$299	\$309	\$329	\$334	\$320	\$605	\$340	\$346	\$349	\$376	\$312	\$313
06 - Historic Downtown Erie	\$39	\$41	\$43	\$47	\$47	\$46	\$42	\$47	\$63	\$40	\$59	\$40	\$42
05 - Erie Parkway	\$41	\$49	\$45	\$47	\$46	\$45	\$46	\$44	\$44	\$40	\$48	\$34	\$36
04 - Austin Industrial Park	\$9	\$4	\$8	\$5	\$6	\$6	\$5	\$6	\$6	\$6	\$7	\$6	\$5
03 - Airport	\$1	\$2	\$1	\$2	\$2	\$4	\$3	\$4	\$4	\$4	\$3	\$3	\$3
02 - County Line Rd	\$8	\$12	\$16	\$10	\$12	\$8	\$9	\$14	\$9	\$7	\$6	\$5	\$4
01 - Arapahoe & 287	\$69	\$68	\$73	\$84	\$194	\$169	\$221	\$185	\$167	\$159	\$177	\$153	\$138
Non-Vehicle Sales Tax Total	\$1,046	\$1,135	\$1,167	\$1,244	\$1,393	\$1,332	\$1,709	\$1,405	\$1,459	\$1,538	\$1,635	\$1,274	\$1,210
Non-Vehicle Budgeted Sales Tax	\$918	\$1,056	\$1,056	\$1,092	\$1,292	\$1,134	\$1,087	\$1,471	\$1,178	\$1,269	\$1,414	\$1,065	\$1,100



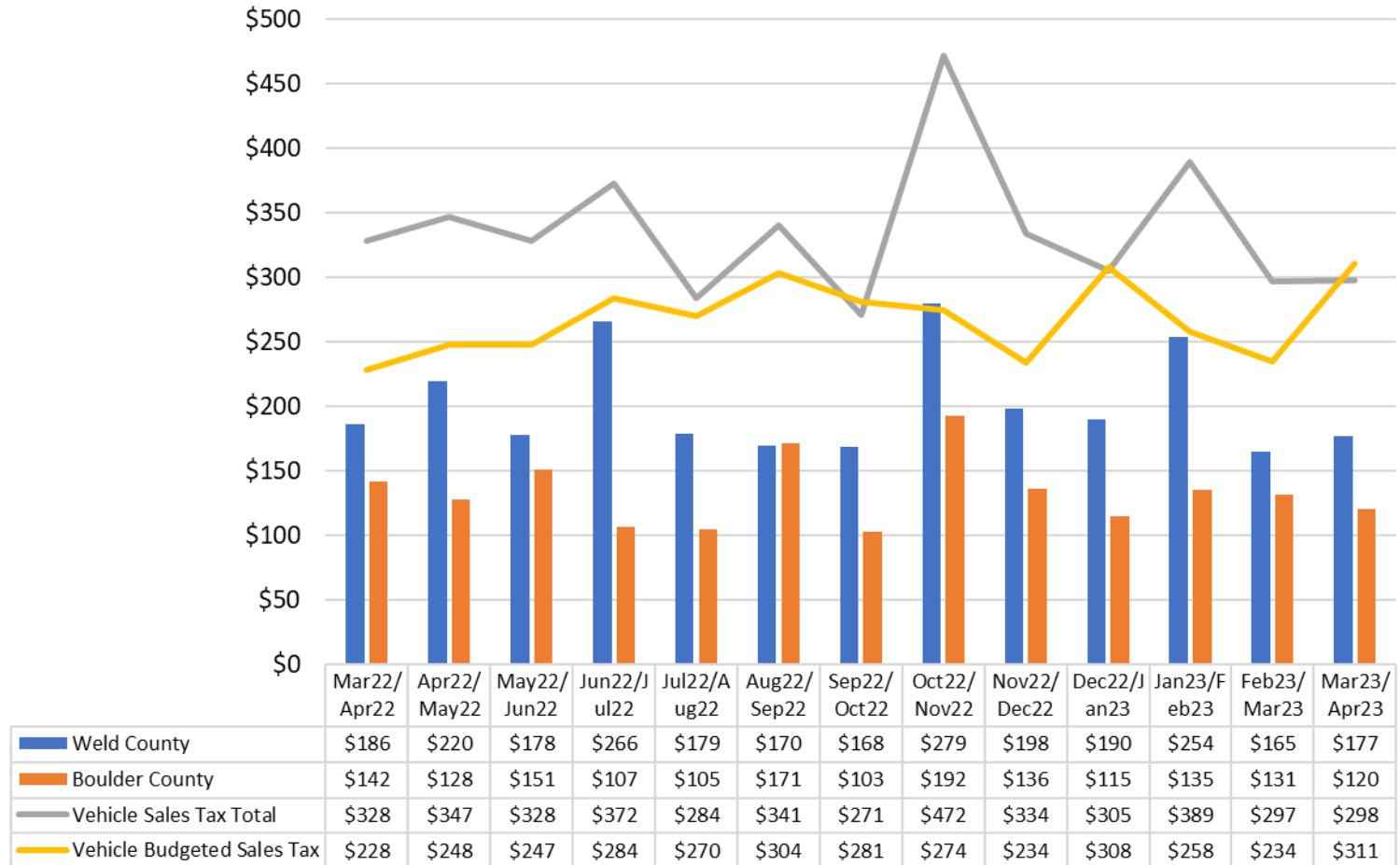
Monthly Sales Tax Update

April 2023 Receipts

Monthly Highlights (vehicle sales tax):

- Vehicle sales tax receipts have a one-month delay. The counties collect taxes and remit to the Town on a monthly basis.
- Total vehicle Sales Tax receipts for April 2023 (March sales) was **\$298,000**, which is less than the monthly budget of \$311k by \$13k, or 4%.
- **\$1,000 (0%) increase** from March 2023 receipts (Feb. sales).
- **\$30,000 (9%) decrease** compared to April 2022 receipts primarily due to supply chain issues.
- Total vehicle sales tax receipts YTD are **\$983,000**, which exceeds the monthly budget to date of \$803,000 by \$180,000, or 22%.
- The budget per month is based on monthly trends from the prior year.

Vehicle Sales Tax Revenues by Month
Actual vs Budget
(in thousands)

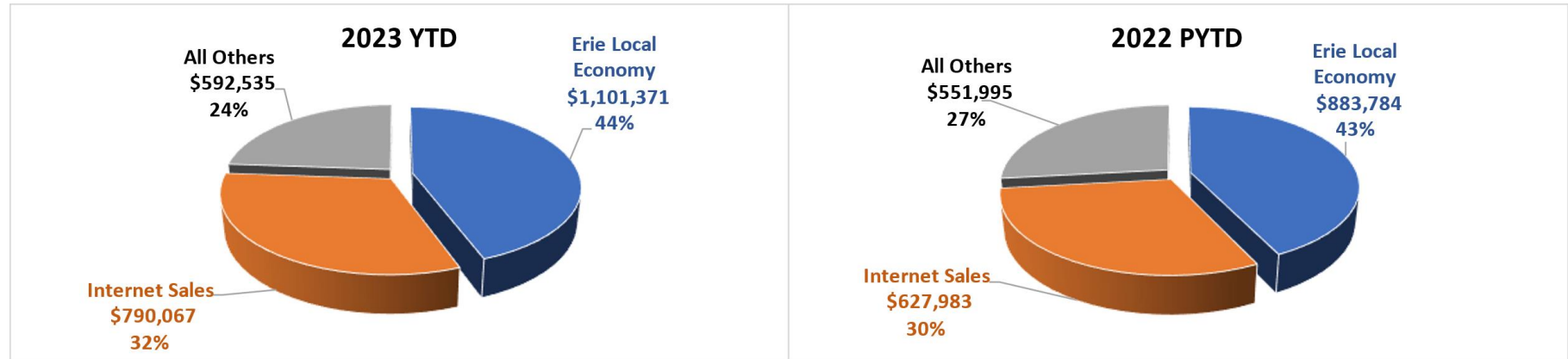




Monthly Sales Tax Update

April 2023 Receipts

Non-vehicle Sales tax breakdown by Local Economy vs. Others



- 44% of the total non-vehicle sales tax receipts as of April 2023 (February filing month) are generated from within Erie, compared to 43% during the same period in 2022.
- The “All Others” category includes sales tax generated from vendors outside of Erie, utilities, and cable companies. This category makes up 24% in April 2023, compared to 27% in 2022 mainly due to growth in the local economy.
- Internet sales continues to make up a significant portion of Erie’s total non-vehicle sales tax revenues. 32% of the 2023 non-vehicle tax receipts come from internet sales, compared to 30% in the same period in 2022.
- Of the \$1.21 million of non-vehicle sales tax receipts in April, \$363,000 (30%) comes from the top 10 taxpayers, compared to \$277,000 (28%) in April 2022.
- Overall, we’ve seen an increase in the Erie local economy over the last year, and we expect it to continue to grow as more businesses come online such as King Soopers at Nine Mile.



Monthly Sales Tax Update

April 2023 Receipts

Food and Drinks Establishments Sales tax breakdown by Economic Zone

Sales tax from food and drink establishments make up 15% of the non-vehicle sales tax generated from businesses within Erie and 7% of the total non-vehicle sales tax including internet and other sales. April 2023 sales tax receipts (February filing month) from these establishments are \$86,000, which is about \$3,000 (3%) lower than the prior month and \$7,000 (8%) lower than April 2022 receipts.

